



**Stick with the Specialists®**

---

# Welcome to the 2007 Dodge Sprinter

## Service Information

Starting with the 2007 model year the Wiring Information has a new look. The wiring diagrams are now in color and contain links to alternative views located in the wiring diagram.

If you have already installed the SVG Viewer, please proceed to either the Wiring or Service Information contained on this disc.

[\*\*Service Information\*\*](#)

[\*\*Wiring Information\*\*](#)

[\*\*Interactive Wiring Diagram \(SVG\) Features\*\*](#)

If this is the first time you are using this CD, you must install the SVG Viewer.  
Click on the link below to do so. This is only necessary once.

[\*\*Install SVG Viewer\*\*](#)

NO PART OF THIS PUBLICATION MAY BE REPRODUCED, STORED IN A RETRIEVAL SYSTEM, OR TRANSMITTED, IN ANY FORM OR BY ANY MEANS, ELECTRONIC, MECHANICAL, PHOTOCOPYING, RECORDING, OR OTHERWISE WITHOUT THE PRIOR WRITTEN PERMISSION OF CHRYSLER LLC.

Copyright© 2007 Chrysler LLC

# Scalable Vector Graphics (SVG)

SVG is a platform for two-dimensional graphics. It is an XML-based file format used for graphical applications with scalability.

- Pan and Zoom Controls
- Hot Spot Identification
- Colorized Circuits w/Black and White/Color Print Capabilities
- New TOC Structure that Reflects Service Manual Navigation
- Integrated Navigation Between Schematics, Connector Pinouts and Location Views
- Global Wiring Content Available

## DESCRIPTION - HOW TO USE WIRING DIAGRAMS

DaimlerChrysler Corporation wiring diagrams are designed to provide information regarding the vehicles wiring content. In order to effectively use the wiring diagrams to diagnose and repair DaimlerChrysler Corporation vehicles, it is important to understand all of their features and characteristics.

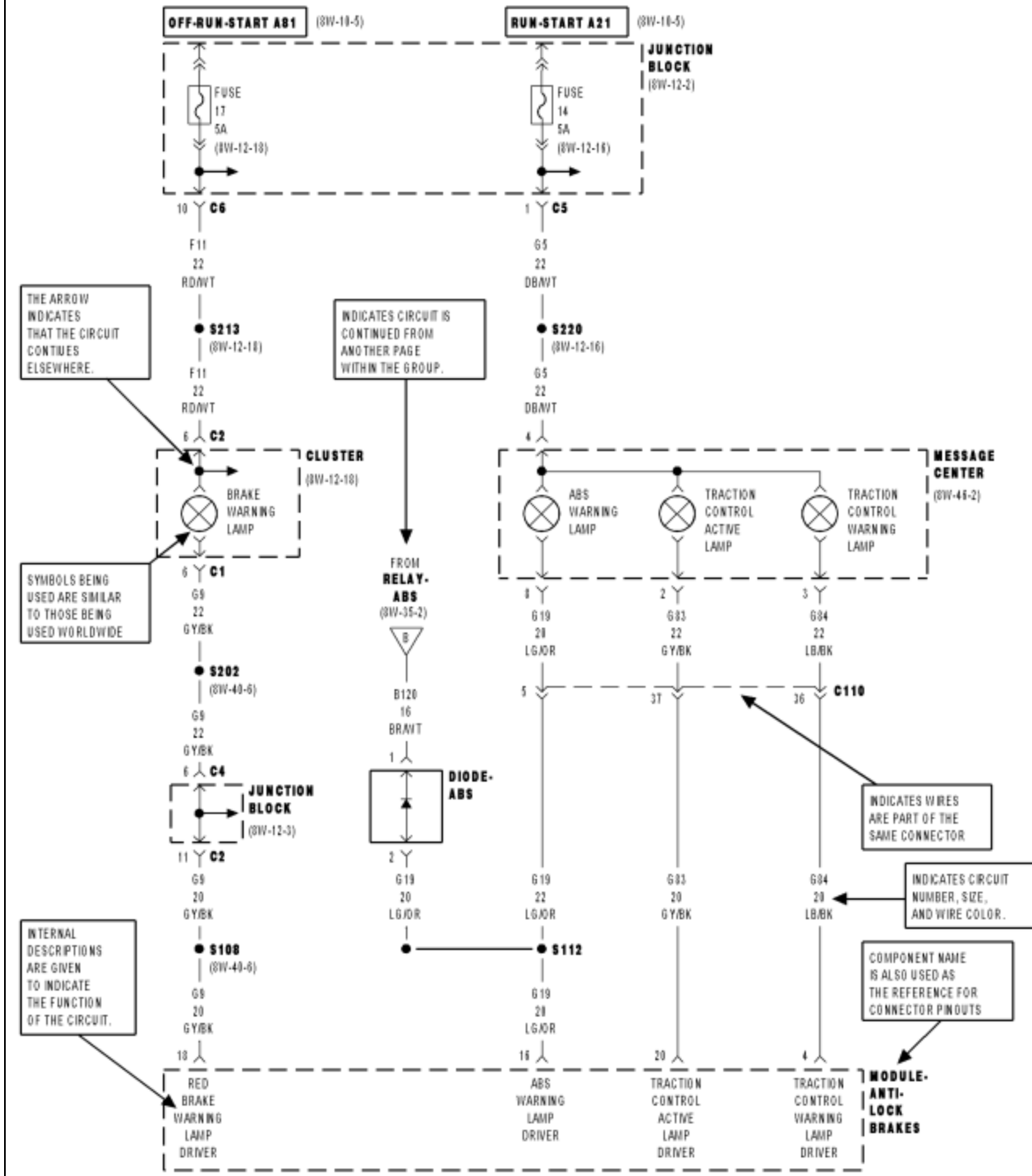
Diagrams are arranged such that the power (B+) side of the circuit is placed near the top of the page, and the ground (B-) side of the circuit is placed near the bottom of the page.

All switches, components, and modules are shown in the at rest position with the doors closed and the key removed from the ignition.

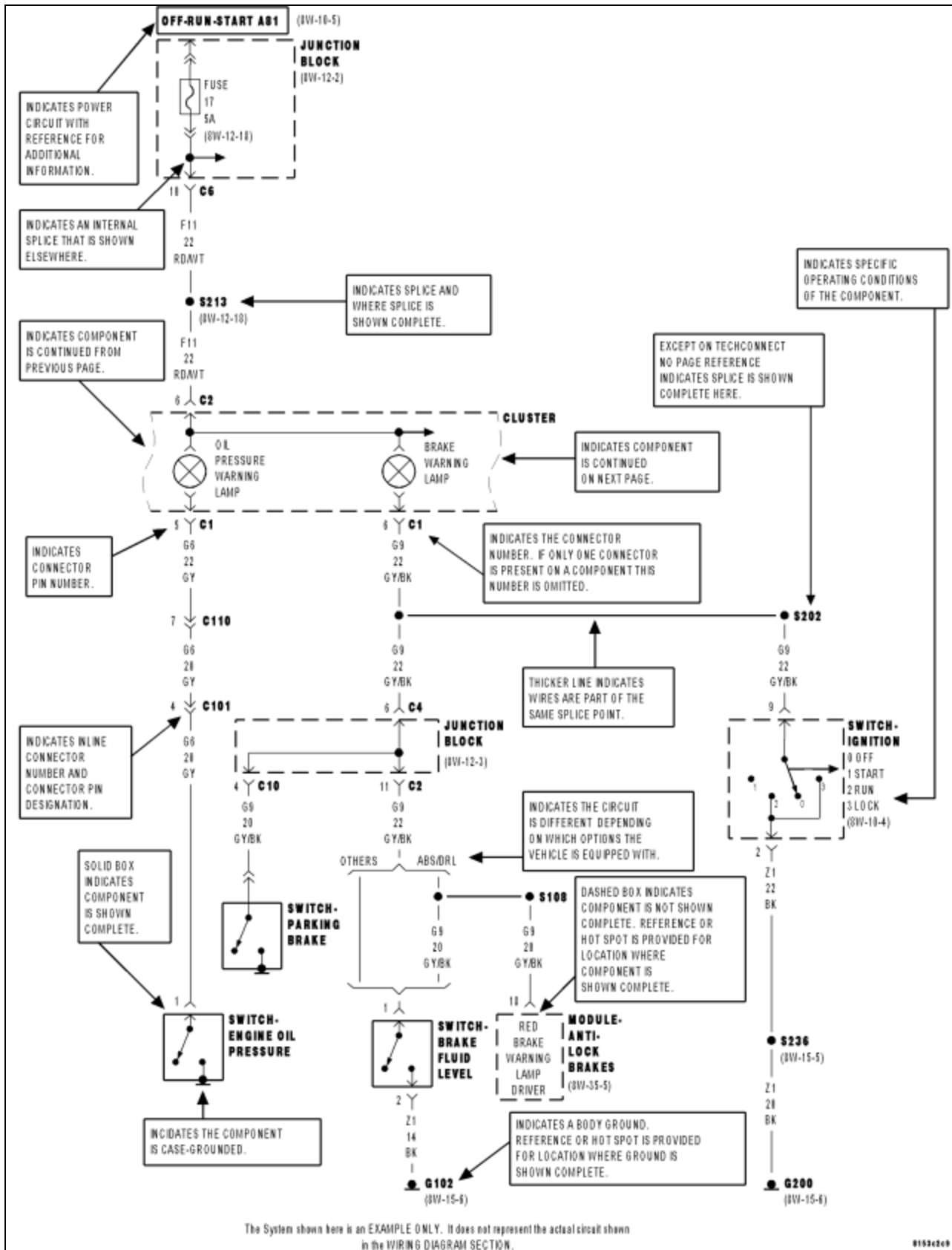
Components are shown two ways. A solid line around a component indicates that the component is complete. A dashed line around the component indicates that the component is being shown is not complete. Incomplete components have a reference number to indicate the page where the component is shown complete.

It is important to realize that no attempt is made on the diagrams to represent components and wiring as they appear on the vehicle. For example, a short piece of wire is treated the same as a long one. In addition, switches and other components are shown as simply as possible, with regard to function only.

DIAGRAMS ARE ARRANGED WITH THE POWER B- SIDE OF THE CIRCUIT NEAR THE TOP OF THE PAGE AND THE GROUND SIDE OF THE CIRCUIT NEAR THE BOTTOM OF THE PAGE.

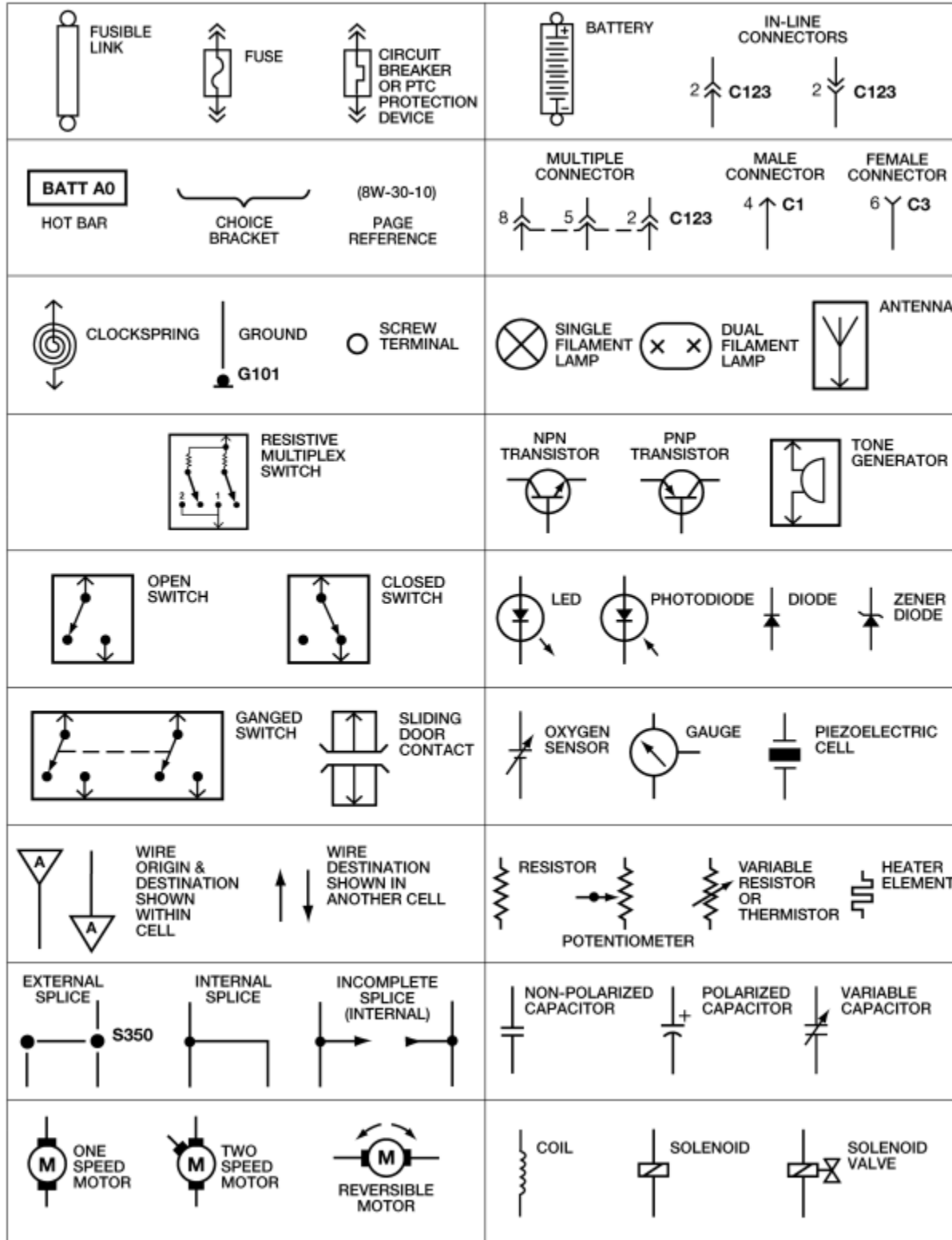


The System shown here is an EXAMPLE ONLY. It does not represent the actual circuit shown in the WIRING DIAGRAM SECTION.



# SYMBOLS

International symbols are used throughout the wiring diagrams. These symbols are consistent with those being used around the world.



## **TERMINOLOGY**

This is a list of terms and definitions used in the wiring diagrams.

**LHD** - Left Hand Drive Vehicles

**RHD** - Right Hand Drive Vehicles

**ATX** - Automatic Transmissions-Front Wheel Drive

**MTX** - Manual Transmissions-Front Wheel Drive

**AT** - Automatic Transmissions-Rear Wheel Drive

**MT** - Manual Transmissions-Rear Wheel Drive

**SOHC** - Single Over Head Cam Engine

**DOHC** - Double Over Head Cam Engine

**Export** - Vehicles Built For Sale In Markets Other Than North America

**Except Export** - Vehicles Built For Sale In North America



























































**For additional information on Wiring Diagrams, please refer to section 8 Electrical (8w Wiring) in the Service Information tab.**

- ⊕ 8W-02 COMPONENT INDEX
  - ⊕ (X169/1)
  - ⊕ (X169/2)
  - ⊕ (X169/6)
  - ⊕ (X170/1)
  - ⊕ (X26/27)
  - ⊕ ACTUATOR-BLEND DOOR
    - 📄 8W-42-10 - WIRING DIAGRAM AIR CONDITIONING/HEATER, (ATC)
  - ⊕ ACTUATOR-BLEND DOOR 1
    - 📄 8W-42-4 - WIRING DIAGRAM AIR CONDITIONING/HEATER, (ATC)
    - 📄 8W-10-8 - WIRING DIAGRAM POWER DISTRIBUTION
  - ⊕ ACTUATOR-BLEND DOOR 1-ROOF
    - 📄 8W-42-5 - WIRING DIAGRAM AIR CONDITIONING/HEATER, (ATC)
  - ⊕ ACTUATOR-BLEND DOOR 2
    - 📄 8W-42-4 - WIRING DIAGRAM AIR CONDITIONING/HEATER, (ATC)
    - 📄 8W-15-4 - WIRING DIAGRAM GROUND DISTRIBUTION
    - 📄 8W-10-8 - WIRING DIAGRAM POWER DISTRIBUTION
  - ⊕ ACTUATOR-BLEND DOOR 2-ROOF
    - 📄 8W-42-5 - WIRING DIAGRAM AIR CONDITIONING/HEATER, (ATC)
    - 📄 8W-15-17 - WIRING DIAGRAM GROUND DISTRIBUTION
  - ⊕ ACTUATOR-BLEND DOOR-CENTER
    - 📄 8W-47-2 - WIRING DIAGRAM AUDIO/VIDEO SYSTEM
    - 📄 8W-15-13 - WIRING DIAGRAM GROUND DISTRIBUTION
  - ⊕ ACTUATOR-MODE DOOR
    - 📄 8W-42-9 - WIRING DIAGRAM AIR CONDITIONING/HEATER, (ATC)
  - ⊕ ACTUATOR-RECIRCULATION DOOR
    - 📄 8W-42-9 - WIRING DIAGRAM AIR CONDITIONING/HEATER, (ATC)
    - 📄 8W-42-18 - WIRING DIAGRAM AIR CONDITIONING/HEATER, (MTC)
  - ⊕ ACTUATOR-RECIRCULATION DOOR-REAR 1
    - 📄 8W-42-8 - WIRING DIAGRAM AIR CONDITIONING/HEATER, (ATC)
    - 📄 8W-42-16 - WIRING DIAGRAM AIR CONDITIONING/HEATER, (MTC)
    - 📄 8W-11-43 - WIRING DIAGRAM FUSE/RELAY BLOCK
    - 📄 8W-15-26 - WIRING DIAGRAM GROUND DISTRIBUTION
  - ⊕ ACTUATOR-RECIRCULATION DOOR-REAR 2
    - 📄 8W-42-6 - WIRING DIAGRAM AIR CONDITIONING/HEATER, (ATC)
    - 📄 8W-42-7 - WIRING DIAGRAM AIR CONDITIONING/HEATER, (ATC)
    - 📄 8W-11-43 - WIRING DIAGRAM FUSE/RELAY BLOCK
    - 📄 8W-15-15 - WIRING DIAGRAM GROUND DISTRIBUTION
  - ⊕ ACTUATOR-VNT
    - 📄 8W-30-19 - WIRING DIAGRAM FUEL/IGNITION SYSTEM, (DIESEL)
    - 📄 8W-11-24 - WIRING DIAGRAM FUSE/RELAY BLOCK
  - ⊕ AIRBAG-DRIVER SQUIB
    - 📄 8W-43-2 - WIRING DIAGRAM OCCUPANT RESTRAINT SYSTEM
  - ⊕ AIRBAG-PASSENGER
    - 📄 8W-15-14 - WIRING DIAGRAM GROUND DISTRIBUTION
    - 📄 8W-43-4 - WIRING DIAGRAM OCCUPANT RESTRAINT SYSTEM
  - ⊕ AIRBAG-SIDE CURTAIN-LEFT
    - 📄 8W-15-21 - WIRING DIAGRAM GROUND DISTRIBUTION
    - 📄 8W-43-7 - WIRING DIAGRAM OCCUPANT RESTRAINT SYSTEM, (HIGHLINE)
  - ⊕ AIRBAG-SIDE CURTAIN-RIGHT
    - 📄 8W-15-29 - WIRING DIAGRAM GROUND DISTRIBUTION
    - 📄 8W-43-7 - WIRING DIAGRAM OCCUPANT RESTRAINT SYSTEM, (HIGHLINE)
  - ⊕ AIRBAG-THORAX-DRIVER
    - 📄 8W-15-19 - WIRING DIAGRAM GROUND DISTRIBUTION
    - 📄 8W-43-6 - WIRING DIAGRAM OCCUPANT RESTRAINT SYSTEM, (HIGHLINE)
  - ⊕ AIRBAG-THORAX-PASSENGER
    - 📄 8W-15-19 - WIRING DIAGRAM GROUND DISTRIBUTION
    - 📄 8W-43-6 - WIRING DIAGRAM OCCUPANT RESTRAINT SYSTEM, (HIGHLINE)
  - ⊕ ANTENNA-FBS-HATCH
    - 📄 8W-11-37 - WIRING DIAGRAM FUSE/RELAY BLOCK
  - ⊕ ASSEMBLY-ANTENNA BOOSTER
    - 📄 8W-47-2 - WIRING DIAGRAM AUDIO/VIDEO SYSTEM
    - 📄 8W-47-7 - WIRING DIAGRAM AUDIO/VIDEO SYSTEM, (PREINSTALLATION)
    - 📄 8W-15-15 - WIRING DIAGRAM GROUND DISTRIBUTION
    - 📄 8W-55-3 - WIRING DIAGRAM NAVIGATION/TELECOMMUNICATIONS, (LINKED)
    - 📄 8W-55-4 - WIRING DIAGRAM NAVIGATION/TELECOMMUNICATIONS, (UNLINKED)
  - ⊕ ASSEMBLY-ELECTROHYDRAULIC CONTROL UNIT
    - 📄 8W-31-2 - WIRING DIAGRAM TRANSMISSION CONTROL SYSTEM
    - 📄 8W-31-3 - WIRING DIAGRAM TRANSMISSION CONTROL SYSTEM
  - ⊕ ASSEMBLY-SHIFTER LEVER
    - 📄 8W-45-3 - WIRING DIAGRAM BODY CONTROL MODULE
    - 📄 8W-18-7 - WIRING DIAGRAM BUS COMMUNICATIONS
    - 📄 8W-11-34 - WIRING DIAGRAM FUSE/RELAY BLOCK










































- 8W-11-35 - WIRING DIAGRAM FUSE/RELAY BLOCK
- 8W-11-37 - WIRING DIAGRAM FUSE/RELAY BLOCK
- 8W-15-14 - WIRING DIAGRAM GROUND DISTRIBUTION
- 8W-31-4 - WIRING DIAGRAM TRANSMISSION CONTROL SYSTEM
- + BACKLITE-ELECTRIC HEATED-LEFT
  - 8W-15-24 - WIRING DIAGRAM GROUND DISTRIBUTION
  - 8W-48-3 - WIRING DIAGRAM REAR WINDOW DEFOGGER, (ATA)
  - 8W-48-5 - WIRING DIAGRAM REAR WINDOW DEFOGGER, (EXCEPT ATA)
  - 8W-39-6 - WIRING DIAGRAM VEHICLE THEFT SECURITY SYSTEM
- + BACKLITE-ELECTRIC HEATED-RIGHT
  - 8W-45-8 - WIRING DIAGRAM BODY CONTROL MODULE
  - 8W-15-24 - WIRING DIAGRAM GROUND DISTRIBUTION
  - 8W-48-4 - WIRING DIAGRAM REAR WINDOW DEFOGGER, (ATA)
  - 8W-48-5 - WIRING DIAGRAM REAR WINDOW DEFOGGER, (EXCEPT ATA)
  - 8W-39-6 - WIRING DIAGRAM VEHICLE THEFT SECURITY SYSTEM
- + BATTERY
  - 8W-15-3 - WIRING DIAGRAM GROUND DISTRIBUTION
  - 8W-10-4 - WIRING DIAGRAM POWER DISTRIBUTION
  - 8W-21-2 - WIRING DIAGRAM STARTING SYSTEM
- + BATTERY-AUXILIARY
  - 8W-15-3 - WIRING DIAGRAM GROUND DISTRIBUTION
  - 8W-10-9 - WIRING DIAGRAM POWER DISTRIBUTION
- + C100
- + C101
- + C102
- + C103
- + C104
- + C105
- + C107
- + C200
- + C201
- + C202
- + C203
- + C204
- + C205
- + C206
- + C207
- + C208
- + C300
- + C301
- + C302
- + C303
- + C304
- + C305
- + C306
- + C307
- + C308
- + C309
- + C310
- + C311
- + C312
- + C313
- + C314
- + C315
- + C316
- + C317
- + C318
- + C319
- + C320
- + C321
- + C322
- + C323
- + C324
- + C325
- + C326
- + C327
- + C328
- + C329
- + C330
- + C331
- + C332
- + C333
- + C334
- + C335
- + C336





































































































































- + C337
- + C338
- + C340
- + C342
- + C343
- + C351
- + C380
- + C381
- + C382
- + C387
- + C389
- + CAMERA-REAR
  - 8W-56-3 - WIRING DIAGRAM CONVENIENCE SYSTEMS, (BACKUP CAMERA W/MONITOR)
  - 8W-56-4 - WIRING DIAGRAM CONVENIENCE SYSTEMS, (BACKUP CAMERA W/MONITOR)
  - 8W-56-5 - WIRING DIAGRAM CONVENIENCE SYSTEMS, (BACKUP CAMERA W/MONITOR)
  - 8W-56-6 - WIRING DIAGRAM CONVENIENCE SYSTEMS, (BACKUP CAMERA W/MONITOR)
  - 8W-11-33 - WIRING DIAGRAM FUSE/RELAY BLOCK
  - 8W-15-14 - WIRING DIAGRAM GROUND DISTRIBUTION
  - 8W-41-3 - WIRING DIAGRAM HORN/CIGAR LIGHTER/POWER OUTLET
- + CAPACITOR-IGNITION-LEFT
  - 8W-30-11 - WIRING DIAGRAM FUEL/IGNITION SYSTEM, (GAS)
  - 8W-11-20 - WIRING DIAGRAM FUSE/RELAY BLOCK
  - 8W-15-9 - WIRING DIAGRAM GROUND DISTRIBUTION, (GAS)
- + CAPACITOR-IGNITION-RIGHT
  - 8W-30-10 - WIRING DIAGRAM FUEL/IGNITION SYSTEM, (GAS)
  - 8W-11-24 - WIRING DIAGRAM FUSE/RELAY BLOCK
  - 8W-15-9 - WIRING DIAGRAM GROUND DISTRIBUTION, (GAS)
- + CD CHANGER
  - 8W-47-6 - WIRING DIAGRAM AUDIO/VIDEO SYSTEM
  - 8W-11-32 - WIRING DIAGRAM FUSE/RELAY BLOCK
  - 8W-15-10 - WIRING DIAGRAM GROUND DISTRIBUTION
  - 8W-55-2 - WIRING DIAGRAM NAVIGATION/TELECOMMUNICATIONS, (LINKED)
- + CIGAR LIGHTER
  - 8W-45-3 - WIRING DIAGRAM BODY CONTROL MODULE
  - 8W-11-18 - WIRING DIAGRAM FUSE/RELAY BLOCK
  - 8W-11-35 - WIRING DIAGRAM FUSE/RELAY BLOCK
  - 8W-15-10 - WIRING DIAGRAM GROUND DISTRIBUTION
  - 8W-41-4 - WIRING DIAGRAM HORN/CIGAR LIGHTER/POWER OUTLET
- + CLUSTER
  - 8W-35-3 - WIRING DIAGRAM ANTILOCK BRAKES
  - 8W-47-7 - WIRING DIAGRAM AUDIO/VIDEO SYSTEM, (PREINSTALLATION)
  - 8W-45-2 - WIRING DIAGRAM BODY CONTROL MODULE
  - 8W-45-27 - WIRING DIAGRAM BODY CONTROL MODULE, (CHASSIS CAB)
  - 8W-18-3 - WIRING DIAGRAM BUS COMMUNICATIONS
  - 8W-18-6 - WIRING DIAGRAM BUS COMMUNICATIONS
  - 8W-50-2 - WIRING DIAGRAM FRONT LIGHTING
  - 8W-11-16 - WIRING DIAGRAM FUSE/RELAY BLOCK
  - 8W-11-23 - WIRING DIAGRAM FUSE/RELAY BLOCK
  - 8W-15-11 - WIRING DIAGRAM GROUND DISTRIBUTION
  - 8W-40-2 - WIRING DIAGRAM INSTRUMENT CLUSTER
  - 8W-40-3 - WIRING DIAGRAM INSTRUMENT CLUSTER
  - 8W-44-2 - WIRING DIAGRAM INTERIOR LIGHTING
  - 8W-10-10 - WIRING DIAGRAM POWER DISTRIBUTION
  - 8W-61-3 - WIRING DIAGRAM POWER DOOR LOCKS
  - 8W-51-2 - WIRING DIAGRAM REAR LIGHTING
  - 8W-52-2 - WIRING DIAGRAM TURN SIGNALS
  - 8W-52-3 - WIRING DIAGRAM TURN SIGNALS
  - 8W-39-4 - WIRING DIAGRAM VEHICLE THEFT SECURITY SYSTEM
- + CLUTCH-A/C COMPRESSOR
  - 8W-42-12 - WIRING DIAGRAM AIR CONDITIONING/HEATER, (ATC)
- + COIL-IGNITION 1
  - 8W-30-10 - WIRING DIAGRAM FUEL/IGNITION SYSTEM, (GAS)
  - 8W-11-24 - WIRING DIAGRAM FUSE/RELAY BLOCK
  - 8W-15-7 - WIRING DIAGRAM GROUND DISTRIBUTION, (GAS)
  - 8W-15-9 - WIRING DIAGRAM GROUND DISTRIBUTION, (GAS)
- + COIL-IGNITION 2
  - 8W-30-10 - WIRING DIAGRAM FUEL/IGNITION SYSTEM, (GAS)
  - 8W-11-24 - WIRING DIAGRAM FUSE/RELAY BLOCK
  - 8W-15-7 - WIRING DIAGRAM GROUND DISTRIBUTION, (GAS)
  - 8W-15-9 - WIRING DIAGRAM GROUND DISTRIBUTION, (GAS)
- + COIL-IGNITION 3
  - 8W-30-10 - WIRING DIAGRAM FUEL/IGNITION SYSTEM, (GAS)
  - 8W-11-24 - WIRING DIAGRAM FUSE/RELAY BLOCK

-  8W-15-7 - WIRING DIAGRAM GROUND DISTRIBUTION, (GAS)
-  8W-15-9 - WIRING DIAGRAM GROUND DISTRIBUTION, (GAS)
- + COIL-IGNITION 4
  -  8W-30-11 - WIRING DIAGRAM FUEL/IGNITION SYSTEM, (GAS)
  -  8W-11-20 - WIRING DIAGRAM FUSE/RELAY BLOCK
  -  8W-15-7 - WIRING DIAGRAM GROUND DISTRIBUTION, (GAS)
  -  8W-15-9 - WIRING DIAGRAM GROUND DISTRIBUTION, (GAS)
- + COIL-IGNITION 5
  -  8W-30-11 - WIRING DIAGRAM FUEL/IGNITION SYSTEM, (GAS)
  -  8W-11-20 - WIRING DIAGRAM FUSE/RELAY BLOCK
  -  8W-15-7 - WIRING DIAGRAM GROUND DISTRIBUTION, (GAS)
  -  8W-15-9 - WIRING DIAGRAM GROUND DISTRIBUTION, (GAS)
- + COIL-IGNITION 6
  -  8W-30-11 - WIRING DIAGRAM FUEL/IGNITION SYSTEM, (GAS)
  -  8W-11-20 - WIRING DIAGRAM FUSE/RELAY BLOCK
  -  8W-15-7 - WIRING DIAGRAM GROUND DISTRIBUTION, (GAS)
  -  8W-15-9 - WIRING DIAGRAM GROUND DISTRIBUTION, (GAS)
- + CONNECTOR-BACKUP CAMERA
  -  8W-56-3 - WIRING DIAGRAM CONVENIENCE SYSTEMS, (BACKUP CAMERA W/MONITOR)
  -  8W-56-4 - WIRING DIAGRAM CONVENIENCE SYSTEMS, (BACKUP CAMERA W/MONITOR)
  -  8W-56-6 - WIRING DIAGRAM CONVENIENCE SYSTEMS, (BACKUP CAMERA W/MONITOR)
- + CONNECTOR-RADIO PREINSTALLATION
  -  8W-47-7 - WIRING DIAGRAM AUDIO/VIDEO SYSTEM, (PREINSTALLATION)
  -  8W-47-8 - WIRING DIAGRAM AUDIO/VIDEO SYSTEM, (PREINSTALLATION)
  -  8W-45-3 - WIRING DIAGRAM BODY CONTROL MODULE
  -  8W-11-18 - WIRING DIAGRAM FUSE/RELAY BLOCK
  -  8W-11-30 - WIRING DIAGRAM FUSE/RELAY BLOCK
  -  8W-11-35 - WIRING DIAGRAM FUSE/RELAY BLOCK
  -  8W-40-3 - WIRING DIAGRAM INSTRUMENT CLUSTER
- + CONNECTOR-TRAILER TOW
  -  8W-54-2 - WIRING DIAGRAM TRAILER TOW
  -  8W-54-4 - WIRING DIAGRAM TRAILER TOW
- + CONNECTOR-UPFITTERS X145/6
  -  8W-45-2 - WIRING DIAGRAM BODY CONTROL MODULE
  -  8W-50-11 - WIRING DIAGRAM FRONT LIGHTING
  -  8W-11-41 - WIRING DIAGRAM FUSE/RELAY BLOCK
- + CONNECTOR-UPFITTERS X178
  -  8W-11-31 - WIRING DIAGRAM FUSE/RELAY BLOCK
  -  8W-11-33 - WIRING DIAGRAM FUSE/RELAY BLOCK
  -  8W-11-36 - WIRING DIAGRAM FUSE/RELAY BLOCK
  -  8W-49-3 - WIRING DIAGRAM OVERHEAD CONSOLE
- + CONNECTOR-UPFITTERS X52/10
  -  8W-52-5 - WIRING DIAGRAM TURN SIGNALS, (ADDITIONAL TURN SIGNAL LAMPS)
- + CONNECTOR-UPFITTERS X52/9
  -  8W-52-5 - WIRING DIAGRAM TURN SIGNALS, (ADDITIONAL TURN SIGNAL LAMPS)
- + CONTROL-A/C-HEATER
  -  8W-42-2 - WIRING DIAGRAM AIR CONDITIONING/HEATER, (ATC)
  -  8W-42-3 - WIRING DIAGRAM AIR CONDITIONING/HEATER, (ATC)
  -  8W-42-4 - WIRING DIAGRAM AIR CONDITIONING/HEATER, (ATC)
  -  8W-42-5 - WIRING DIAGRAM AIR CONDITIONING/HEATER, (ATC)
  -  8W-42-6 - WIRING DIAGRAM AIR CONDITIONING/HEATER, (ATC)
  -  8W-42-7 - WIRING DIAGRAM AIR CONDITIONING/HEATER, (ATC)
  -  8W-42-8 - WIRING DIAGRAM AIR CONDITIONING/HEATER, (ATC)
  -  8W-42-9 - WIRING DIAGRAM AIR CONDITIONING/HEATER, (ATC)
  -  8W-42-10 - WIRING DIAGRAM AIR CONDITIONING/HEATER, (ATC)
  -  8W-42-11 - WIRING DIAGRAM AIR CONDITIONING/HEATER, (ATC)
  -  8W-42-12 - WIRING DIAGRAM AIR CONDITIONING/HEATER, (ATC)
  -  8W-42-13 - WIRING DIAGRAM AIR CONDITIONING/HEATER, (ATC)
  -  8W-42-14 - WIRING DIAGRAM AIR CONDITIONING/HEATER, (MTC)
  -  8W-42-15 - WIRING DIAGRAM AIR CONDITIONING/HEATER, (MTC)
  -  8W-42-16 - WIRING DIAGRAM AIR CONDITIONING/HEATER, (MTC)
  -  8W-42-17 - WIRING DIAGRAM AIR CONDITIONING/HEATER, (MTC)
  -  8W-42-18 - WIRING DIAGRAM AIR CONDITIONING/HEATER, (MTC)
  -  8W-45-3 - WIRING DIAGRAM BODY CONTROL MODULE
  -  8W-18-3 - WIRING DIAGRAM BUS COMMUNICATIONS
  -  8W-30-25 - WIRING DIAGRAM FUEL/IGNITION SYSTEM, (DIESEL)
  -  8W-11-23 - WIRING DIAGRAM FUSE/RELAY BLOCK
  -  8W-11-30 - WIRING DIAGRAM FUSE/RELAY BLOCK
  -  8W-11-32 - WIRING DIAGRAM FUSE/RELAY BLOCK
  -  8W-11-35 - WIRING DIAGRAM FUSE/RELAY BLOCK
  -  8W-11-41 - WIRING DIAGRAM FUSE/RELAY BLOCK
  -  8W-15-12 - WIRING DIAGRAM GROUND DISTRIBUTION

- ⊕ DATA LINK CONNECTOR
  - 📄 8W-18-2 - WIRING DIAGRAM BUS COMMUNICATIONS
  - 📄 8W-30-23 - WIRING DIAGRAM FUEL/IGNITION SYSTEM, (DIESEL)
  - 📄 8W-30-7 - WIRING DIAGRAM FUEL/IGNITION SYSTEM, (GAS)
  - 📄 8W-11-23 - WIRING DIAGRAM FUSE/RELAY BLOCK
  - 📄 8W-11-28 - WIRING DIAGRAM FUSE/RELAY BLOCK
  - 📄 8W-11-38 - WIRING DIAGRAM FUSE/RELAY BLOCK
  - 📄 8W-31-2 - WIRING DIAGRAM TRANSMISSION CONTROL SYSTEM
- ⊕ DIAGNOSTIC JUNCTION BLOCK 24
  - 📄 8W-42-19 - WIRING DIAGRAM AIR CONDITIONING/HEATER, (AUXILIARY HEATER 1)
  - 📄 8W-42-20 - WIRING DIAGRAM AIR CONDITIONING/HEATER, (AUXILIARY HEATER 2)
  - 📄 8W-45-7 - WIRING DIAGRAM BODY CONTROL MODULE
  - 📄 8W-18-4 - WIRING DIAGRAM BUS COMMUNICATIONS
  - 📄 8W-18-5 - WIRING DIAGRAM BUS COMMUNICATIONS
  - 📄 8W-56-7 - WIRING DIAGRAM CONVENIENCE SYSTEMS, (PARK ASSIST)
  - 📄 8W-56-2 - WIRING DIAGRAM CONVENIENCE SYSTEMS, (PROGRAMMABLE SPECIAL MODULE)
  - 📄 8W-50-2 - WIRING DIAGRAM FRONT LIGHTING
  - 📄 8W-43-3 - WIRING DIAGRAM OCCUPANT RESTRAINT SYSTEM
  - 📄 8W-61-2 - WIRING DIAGRAM POWER DOOR LOCKS
  - 📄 8W-61-3 - WIRING DIAGRAM POWER DOOR LOCKS
  - 📄 8W-54-3 - WIRING DIAGRAM TRAILER TOW
  - 📄 8W-52-2 - WIRING DIAGRAM TURN SIGNALS
  - 📄 8W-39-4 - WIRING DIAGRAM VEHICLE THEFT SECURITY SYSTEM
- ⊕ DIAGNOSTIC JUNCTION BLOCK 25
  - 📄 8W-42-11 - WIRING DIAGRAM AIR CONDITIONING/HEATER, (ATC)
  - 📄 8W-42-18 - WIRING DIAGRAM AIR CONDITIONING/HEATER, (MTC)
  - 📄 8W-47-2 - WIRING DIAGRAM AUDIO/VIDEO SYSTEM
  - 📄 8W-18-3 - WIRING DIAGRAM BUS COMMUNICATIONS
  - 📄 8W-18-4 - WIRING DIAGRAM BUS COMMUNICATIONS
  - 📄 8W-50-2 - WIRING DIAGRAM FRONT LIGHTING
  - 📄 8W-11-38 - WIRING DIAGRAM FUSE/RELAY BLOCK
  - 📄 8W-15-14 - WIRING DIAGRAM GROUND DISTRIBUTION
  - 📄 8W-40-3 - WIRING DIAGRAM INSTRUMENT CLUSTER
  - 📄 8W-61-3 - WIRING DIAGRAM POWER DOOR LOCKS
  - 📄 8W-52-2 - WIRING DIAGRAM TURN SIGNALS
  - 📄 8W-39-4 - WIRING DIAGRAM VEHICLE THEFT SECURITY SYSTEM
- ⊕ DIAGNOSTIC JUNCTION BLOCK 26
  - 📄 8W-18-5 - WIRING DIAGRAM BUS COMMUNICATIONS
  - 📄 8W-40-5 - WIRING DIAGRAM INSTRUMENT CLUSTER
- ⊕ DIAGNOSTIC JUNCTION BLOCK 27
  - 📄 8W-35-2 - WIRING DIAGRAM ANTILOCK BRAKES
  - 📄 8W-18-6 - WIRING DIAGRAM BUS COMMUNICATIONS
  - 📄 8W-18-7 - WIRING DIAGRAM BUS COMMUNICATIONS
  - 📄 8W-50-10 - WIRING DIAGRAM FRONT LIGHTING, (XENON)
  - 📄 8W-30-23 - WIRING DIAGRAM FUEL/IGNITION SYSTEM, (DIESEL)
  - 📄 8W-30-6 - WIRING DIAGRAM FUEL/IGNITION SYSTEM, (GAS)
  - 📄 8W-11-38 - WIRING DIAGRAM FUSE/RELAY BLOCK
  - 📄 8W-15-29 - WIRING DIAGRAM GROUND DISTRIBUTION
  - 📄 8W-40-3 - WIRING DIAGRAM INSTRUMENT CLUSTER
  - 📄 8W-43-2 - WIRING DIAGRAM OCCUPANT RESTRAINT SYSTEM
  - 📄 8W-31-2 - WIRING DIAGRAM TRANSMISSION CONTROL SYSTEM
  - 📄 8W-31-4 - WIRING DIAGRAM TRANSMISSION CONTROL SYSTEM
  - 📄 8W-52-3 - WIRING DIAGRAM TURN SIGNALS
- ⊕ DISPLAY-FRONT PARK ASSIST
  - 📄 8W-56-7 - WIRING DIAGRAM CONVENIENCE SYSTEMS, (PARK ASSIST)
- ⊕ DISPLAY-REAR PARK ASSIST
  - 📄 8W-56-8 - WIRING DIAGRAM CONVENIENCE SYSTEMS, (PARK ASSIST)
- ⊕ FUSE 1
  - 📄 8W-45-27 - WIRING DIAGRAM BODY CONTROL MODULE, (CHASSIS CAB)
  - 📄 8W-30-17 - WIRING DIAGRAM FUEL/IGNITION SYSTEM, (GAS)
  - 📄 8W-11-15 - WIRING DIAGRAM FUSE/RELAY BLOCK
  - 📄 8W-11-17 - WIRING DIAGRAM FUSE/RELAY BLOCK
  - 📄 8W-11-18 - WIRING DIAGRAM FUSE/RELAY BLOCK
  - 📄 8W-11-28 - WIRING DIAGRAM FUSE/RELAY BLOCK
  - 📄 8W-41-2 - WIRING DIAGRAM HORN/CIGAR LIGHTER/POWER OUTLET
  - 📄 8W-10-5 - WIRING DIAGRAM POWER DISTRIBUTION
  - 📄 8W-62-2 - WIRING DIAGRAM POWER MIRRORS
  - 📄 8W-62-3 - WIRING DIAGRAM POWER MIRRORS
  - 📄 8W-48-2 - WIRING DIAGRAM REAR WINDOW DEFOGGER
  - 📄 8W-48-4 - WIRING DIAGRAM REAR WINDOW DEFOGGER, (ATA)
  - 📄 8W-39-2 - WIRING DIAGRAM VEHICLE THEFT SECURITY SYSTEM
- ⊕ FUSE 10

-  8W-47-2 - WIRING DIAGRAM AUDIO/VIDEO SYSTEM
-  8W-47-8 - WIRING DIAGRAM AUDIO/VIDEO SYSTEM, (PREINSTALLATION)
-  8W-56-5 - WIRING DIAGRAM CONVENIENCE SYSTEMS, (BACKUP CAMERA W/MONITOR)
-  8W-30-34 - WIRING DIAGRAM FUEL/IGNITION SYSTEM, (DIESEL)
-  8W-30-3 - WIRING DIAGRAM FUEL/IGNITION SYSTEM, (GAS)
-  8W-11-19 - WIRING DIAGRAM FUSE/RELAY BLOCK
-  8W-11-30 - WIRING DIAGRAM FUSE/RELAY BLOCK
-  8W-11-39 - WIRING DIAGRAM FUSE/RELAY BLOCK
- + FUSE 11
  -  8W-11-17 - WIRING DIAGRAM FUSE/RELAY BLOCK
  -  8W-11-18 - WIRING DIAGRAM FUSE/RELAY BLOCK
  -  8W-11-30 - WIRING DIAGRAM FUSE/RELAY BLOCK
  -  8W-11-39 - WIRING DIAGRAM FUSE/RELAY BLOCK
  -  8W-55-2 - WIRING DIAGRAM NAVIGATION/TELECOMMUNICATIONS, (LINKED)
  -  8W-62-2 - WIRING DIAGRAM POWER MIRRORS
- + FUSE 12
  -  8W-42-21 - WIRING DIAGRAM AIR CONDITIONING/HEATER, (AUXILIARY HEATER 2 WITH HEATER - RADIO SIGNAL RECEIVER)
  -  8W-42-14 - WIRING DIAGRAM AIR CONDITIONING/HEATER, (MTC)
  -  8W-11-18 - WIRING DIAGRAM FUSE/RELAY BLOCK
  -  8W-11-19 - WIRING DIAGRAM FUSE/RELAY BLOCK
  -  8W-11-30 - WIRING DIAGRAM FUSE/RELAY BLOCK
  -  8W-11-39 - WIRING DIAGRAM FUSE/RELAY BLOCK
- + FUSE 13
  -  8W-42-22 - WIRING DIAGRAM AIR CONDITIONING/HEATER, (AUXILIARY HEATER 2 WITH HEATER - RADIO SIGNAL RECEIVER)
  -  8W-47-7 - WIRING DIAGRAM AUDIO/VIDEO SYSTEM, (PREINSTALLATION)
  -  8W-11-18 - WIRING DIAGRAM FUSE/RELAY BLOCK
  -  8W-11-31 - WIRING DIAGRAM FUSE/RELAY BLOCK
  -  8W-11-40 - WIRING DIAGRAM FUSE/RELAY BLOCK
  -  8W-41-4 - WIRING DIAGRAM HORN/CIGAR LIGHTER/POWER OUTLET
  -  8W-44-13 - WIRING DIAGRAM INTERIOR LIGHTING
- + FUSE 14
  -  8W-18-2 - WIRING DIAGRAM BUS COMMUNICATIONS
  -  8W-11-23 - WIRING DIAGRAM FUSE/RELAY BLOCK
  -  8W-11-31 - WIRING DIAGRAM FUSE/RELAY BLOCK
  -  8W-11-40 - WIRING DIAGRAM FUSE/RELAY BLOCK
  -  8W-40-2 - WIRING DIAGRAM INSTRUMENT CLUSTER
  -  8W-54-2 - WIRING DIAGRAM TRAILER TOW
- + FUSE 15
  -  8W-42-17 - WIRING DIAGRAM AIR CONDITIONING/HEATER, (MTC)
  -  8W-11-23 - WIRING DIAGRAM FUSE/RELAY BLOCK
  -  8W-11-31 - WIRING DIAGRAM FUSE/RELAY BLOCK
  -  8W-11-35 - WIRING DIAGRAM FUSE/RELAY BLOCK
  -  8W-11-40 - WIRING DIAGRAM FUSE/RELAY BLOCK
- + FUSE 16
  -  8W-42-14 - WIRING DIAGRAM AIR CONDITIONING/HEATER, (MTC)
  -  8W-47-6 - WIRING DIAGRAM AUDIO/VIDEO SYSTEM
  -  8W-56-7 - WIRING DIAGRAM CONVENIENCE SYSTEMS, (PARK ASSIST)
  -  8W-30-18 - WIRING DIAGRAM FUEL/IGNITION SYSTEM, (DIESEL)
  -  8W-30-34 - WIRING DIAGRAM FUEL/IGNITION SYSTEM, (DIESEL)
  -  8W-30-2 - WIRING DIAGRAM FUEL/IGNITION SYSTEM, (GAS)
  -  8W-30-3 - WIRING DIAGRAM FUEL/IGNITION SYSTEM, (GAS)
  -  8W-11-19 - WIRING DIAGRAM FUSE/RELAY BLOCK
  -  8W-11-20 - WIRING DIAGRAM FUSE/RELAY BLOCK
  -  8W-11-32 - WIRING DIAGRAM FUSE/RELAY BLOCK
  -  8W-11-40 - WIRING DIAGRAM FUSE/RELAY BLOCK
- + FUSE 17
  -  8W-56-2 - WIRING DIAGRAM CONVENIENCE SYSTEMS, (PROGRAMMABLE SPECIAL MODULE)
  -  8W-11-22 - WIRING DIAGRAM FUSE/RELAY BLOCK
  -  8W-11-32 - WIRING DIAGRAM FUSE/RELAY BLOCK
  -  8W-11-40 - WIRING DIAGRAM FUSE/RELAY BLOCK
  -  8W-44-3 - WIRING DIAGRAM INTERIOR LIGHTING
- + FUSE 18
  -  8W-56-2 - WIRING DIAGRAM CONVENIENCE SYSTEMS, (PROGRAMMABLE SPECIAL MODULE)
  -  8W-11-21 - WIRING DIAGRAM FUSE/RELAY BLOCK
  -  8W-11-32 - WIRING DIAGRAM FUSE/RELAY BLOCK
  -  8W-11-40 - WIRING DIAGRAM FUSE/RELAY BLOCK
- + FUSE 19
  -  8W-45-27 - WIRING DIAGRAM BODY CONTROL MODULE, (CHASSIS CAB)
  -  8W-11-21 - WIRING DIAGRAM FUSE/RELAY BLOCK
  -  8W-11-41 - WIRING DIAGRAM FUSE/RELAY BLOCK
- + FUSE 2
  -  8W-42-4 - WIRING DIAGRAM AIR CONDITIONING/HEATER, (ATC)

-  8W-18-2 - WIRING DIAGRAM BUS COMMUNICATIONS
-  8W-11-16 - WIRING DIAGRAM FUSE/RELAY BLOCK
-  8W-11-17 - WIRING DIAGRAM FUSE/RELAY BLOCK
-  8W-11-28 - WIRING DIAGRAM FUSE/RELAY BLOCK
-  8W-10-5 - WIRING DIAGRAM POWER DISTRIBUTION
-  8W-10-10 - WIRING DIAGRAM POWER DISTRIBUTION
-  8W-39-2 - WIRING DIAGRAM VEHICLE THEFT SECURITY SYSTEM
-  8W-53-4 - WIRING DIAGRAM WIPERS
- + FUSE 20
  -  8W-45-27 - WIRING DIAGRAM BODY CONTROL MODULE, (CHASSIS CAB)
  -  8W-11-21 - WIRING DIAGRAM FUSE/RELAY BLOCK
  -  8W-11-41 - WIRING DIAGRAM FUSE/RELAY BLOCK
- + FUSE 21
  -  8W-11-22 - WIRING DIAGRAM FUSE/RELAY BLOCK
  -  8W-11-42 - WIRING DIAGRAM FUSE/RELAY BLOCK
  -  8W-48-2 - WIRING DIAGRAM REAR WINDOW DEFOGGER
  -  8W-48-3 - WIRING DIAGRAM REAR WINDOW DEFOGGER, (ATA)
- + FUSE 22
  -  8W-11-23 - WIRING DIAGRAM FUSE/RELAY BLOCK
  -  8W-11-42 - WIRING DIAGRAM FUSE/RELAY BLOCK
  -  8W-48-2 - WIRING DIAGRAM REAR WINDOW DEFOGGER
  -  8W-48-4 - WIRING DIAGRAM REAR WINDOW DEFOGGER, (ATA)
- + FUSE 23
  -  8W-11-22 - WIRING DIAGRAM FUSE/RELAY BLOCK
  -  8W-11-42 - WIRING DIAGRAM FUSE/RELAY BLOCK
  -  8W-41-5 - WIRING DIAGRAM HORN/CIGAR LIGHTER/POWER OUTLET
  -  8W-10-9 - WIRING DIAGRAM POWER DISTRIBUTION
- + FUSE 24
  -  8W-11-22 - WIRING DIAGRAM FUSE/RELAY BLOCK
  -  8W-11-42 - WIRING DIAGRAM FUSE/RELAY BLOCK
  -  8W-41-5 - WIRING DIAGRAM HORN/CIGAR LIGHTER/POWER OUTLET
  -  8W-10-9 - WIRING DIAGRAM POWER DISTRIBUTION
- + FUSE 25
  -  8W-11-21 - WIRING DIAGRAM FUSE/RELAY BLOCK
  -  8W-11-42 - WIRING DIAGRAM FUSE/RELAY BLOCK
  -  8W-41-2 - WIRING DIAGRAM HORN/CIGAR LIGHTER/POWER OUTLET
  -  8W-41-5 - WIRING DIAGRAM HORN/CIGAR LIGHTER/POWER OUTLET
  -  8W-10-9 - WIRING DIAGRAM POWER DISTRIBUTION
- + FUSE 26
  -  8W-42-20 - WIRING DIAGRAM AIR CONDITIONING/HEATER, (AUXILIARY HEATER 2)
  -  8W-11-42 - WIRING DIAGRAM FUSE/RELAY BLOCK
- + FUSE 27
  -  8W-42-19 - WIRING DIAGRAM AIR CONDITIONING/HEATER, (AUXILIARY HEATER 1)
  -  8W-11-42 - WIRING DIAGRAM FUSE/RELAY BLOCK
- + FUSE 28
  -  8W-42-6 - WIRING DIAGRAM AIR CONDITIONING/HEATER, (ATC)
  -  8W-11-43 - WIRING DIAGRAM FUSE/RELAY BLOCK
- + FUSE 3
  -  8W-42-2 - WIRING DIAGRAM AIR CONDITIONING/HEATER, (ATC)
  -  8W-35-2 - WIRING DIAGRAM ANTILOCK BRAKES
  -  8W-56-3 - WIRING DIAGRAM CONVENIENCE SYSTEMS, (BACKUP CAMERA W/MONITOR)
  -  8W-56-5 - WIRING DIAGRAM CONVENIENCE SYSTEMS, (BACKUP CAMERA W/MONITOR)
  -  8W-11-16 - WIRING DIAGRAM FUSE/RELAY BLOCK
  -  8W-11-19 - WIRING DIAGRAM FUSE/RELAY BLOCK
  -  8W-11-28 - WIRING DIAGRAM FUSE/RELAY BLOCK
  -  8W-11-33 - WIRING DIAGRAM FUSE/RELAY BLOCK
  -  8W-11-37 - WIRING DIAGRAM FUSE/RELAY BLOCK
  -  8W-11-38 - WIRING DIAGRAM FUSE/RELAY BLOCK
  -  8W-40-2 - WIRING DIAGRAM INSTRUMENT CLUSTER
  -  8W-10-5 - WIRING DIAGRAM POWER DISTRIBUTION
  -  8W-10-10 - WIRING DIAGRAM POWER DISTRIBUTION
  -  8W-48-5 - WIRING DIAGRAM REAR WINDOW DEFOGGER, (EXCEPT ATA)
- + FUSE 31
  -  8W-42-8 - WIRING DIAGRAM AIR CONDITIONING/HEATER, (ATC)
  -  8W-42-16 - WIRING DIAGRAM AIR CONDITIONING/HEATER, (MTC)
  -  8W-11-43 - WIRING DIAGRAM FUSE/RELAY BLOCK
- + FUSE 33
  -  8W-11-43 - WIRING DIAGRAM FUSE/RELAY BLOCK
- + FUSE 34
  -  8W-11-43 - WIRING DIAGRAM FUSE/RELAY BLOCK
- + FUSE 4
  -  8W-35-2 - WIRING DIAGRAM ANTILOCK BRAKES

-  8W-11-15 - WIRING DIAGRAM FUSE/RELAY BLOCK
-  8W-11-28 - WIRING DIAGRAM FUSE/RELAY BLOCK
-  8W-11-33 - WIRING DIAGRAM FUSE/RELAY BLOCK
-  8W-44-2 - WIRING DIAGRAM INTERIOR LIGHTING
-  8W-10-5 - WIRING DIAGRAM POWER DISTRIBUTION
-  8W-10-9 - WIRING DIAGRAM POWER DISTRIBUTION
-  8W-54-2 - WIRING DIAGRAM TRAILER TOW
-  FUSE 5
  -  8W-45-27 - WIRING DIAGRAM BODY CONTROL MODULE, (CHASSIS CAB)
  -  8W-30-12 - WIRING DIAGRAM FUEL/IGNITION SYSTEM, (GAS)
  -  8W-11-15 - WIRING DIAGRAM FUSE/RELAY BLOCK
  -  8W-11-18 - WIRING DIAGRAM FUSE/RELAY BLOCK
  -  8W-11-21 - WIRING DIAGRAM FUSE/RELAY BLOCK
  -  8W-11-24 - WIRING DIAGRAM FUSE/RELAY BLOCK
  -  8W-11-28 - WIRING DIAGRAM FUSE/RELAY BLOCK
  -  8W-11-29 - WIRING DIAGRAM FUSE/RELAY BLOCK
  -  8W-11-30 - WIRING DIAGRAM FUSE/RELAY BLOCK
  -  8W-11-31 - WIRING DIAGRAM FUSE/RELAY BLOCK
  -  8W-11-32 - WIRING DIAGRAM FUSE/RELAY BLOCK
  -  8W-11-33 - WIRING DIAGRAM FUSE/RELAY BLOCK
  -  8W-11-27 - WIRING DIAGRAM FUSE/RELAY BLOCK, (GAS)
  -  8W-10-5 - WIRING DIAGRAM POWER DISTRIBUTION
  -  8W-10-7 - WIRING DIAGRAM POWER DISTRIBUTION
  -  8W-62-2 - WIRING DIAGRAM POWER MIRRORS
  -  8W-48-2 - WIRING DIAGRAM REAR WINDOW DEFOGGER
  -  8W-31-2 - WIRING DIAGRAM TRANSMISSION CONTROL SYSTEM
  -  8W-53-2 - WIRING DIAGRAM WIPERS
-  FUSE 6
  -  8W-30-34 - WIRING DIAGRAM FUEL/IGNITION SYSTEM, (DIESEL)
  -  8W-30-3 - WIRING DIAGRAM FUEL/IGNITION SYSTEM, (GAS)
  -  8W-30-14 - WIRING DIAGRAM FUEL/IGNITION SYSTEM, (GAS)
  -  8W-11-17 - WIRING DIAGRAM FUSE/RELAY BLOCK
  -  8W-11-18 - WIRING DIAGRAM FUSE/RELAY BLOCK
  -  8W-11-20 - WIRING DIAGRAM FUSE/RELAY BLOCK
  -  8W-11-21 - WIRING DIAGRAM FUSE/RELAY BLOCK
  -  8W-11-39 - WIRING DIAGRAM FUSE/RELAY BLOCK
  -  8W-11-40 - WIRING DIAGRAM FUSE/RELAY BLOCK
  -  8W-11-41 - WIRING DIAGRAM FUSE/RELAY BLOCK
  -  8W-11-42 - WIRING DIAGRAM FUSE/RELAY BLOCK
  -  8W-11-43 - WIRING DIAGRAM FUSE/RELAY BLOCK
  -  8W-11-25 - WIRING DIAGRAM FUSE/RELAY BLOCK, (GAS)
  -  8W-40-4 - WIRING DIAGRAM INSTRUMENT CLUSTER
  -  8W-10-5 - WIRING DIAGRAM POWER DISTRIBUTION
  -  8W-10-6 - WIRING DIAGRAM POWER DISTRIBUTION
  -  8W-62-2 - WIRING DIAGRAM POWER MIRRORS
  -  8W-48-2 - WIRING DIAGRAM REAR WINDOW DEFOGGER
  -  8W-48-6 - WIRING DIAGRAM REAR WINDOW DEFOGGER
-  FUSE 7
  -  8W-42-2 - WIRING DIAGRAM AIR CONDITIONING/HEATER, (ATC)
  -  8W-42-3 - WIRING DIAGRAM AIR CONDITIONING/HEATER, (ATC)
  -  8W-42-15 - WIRING DIAGRAM AIR CONDITIONING/HEATER, (MTC)
  -  8W-45-7 - WIRING DIAGRAM BODY CONTROL MODULE
  -  8W-11-18 - WIRING DIAGRAM FUSE/RELAY BLOCK
  -  8W-11-19 - WIRING DIAGRAM FUSE/RELAY BLOCK
  -  8W-11-29 - WIRING DIAGRAM FUSE/RELAY BLOCK
  -  8W-11-34 - WIRING DIAGRAM FUSE/RELAY BLOCK
  -  8W-40-4 - WIRING DIAGRAM INSTRUMENT CLUSTER
  -  8W-40-5 - WIRING DIAGRAM INSTRUMENT CLUSTER
  -  8W-43-2 - WIRING DIAGRAM OCCUPANT RESTRAINT SYSTEM
  -  8W-10-4 - WIRING DIAGRAM POWER DISTRIBUTION
  -  8W-31-4 - WIRING DIAGRAM TRANSMISSION CONTROL SYSTEM
  -  8W-53-2 - WIRING DIAGRAM WIPERS
  -  8W-53-5 - WIRING DIAGRAM WIPERS
-  FUSE 8
  -  8W-45-4 - WIRING DIAGRAM BODY CONTROL MODULE
  -  8W-30-18 - WIRING DIAGRAM FUEL/IGNITION SYSTEM, (DIESEL)
  -  8W-30-4 - WIRING DIAGRAM FUEL/IGNITION SYSTEM, (GAS)
  -  8W-11-19 - WIRING DIAGRAM FUSE/RELAY BLOCK
  -  8W-11-24 - WIRING DIAGRAM FUSE/RELAY BLOCK
  -  8W-11-29 - WIRING DIAGRAM FUSE/RELAY BLOCK
  -  8W-11-34 - WIRING DIAGRAM FUSE/RELAY BLOCK
  -  8W-11-39 - WIRING DIAGRAM FUSE/RELAY BLOCK

+ FUSE 9

- 8W-42-2 - WIRING DIAGRAM AIR CONDITIONING/HEATER, (ATC)
- 8W-42-24 - WIRING DIAGRAM AIR CONDITIONING/HEATER, (ROOF VENTILATOR)
- 8W-30-4 - WIRING DIAGRAM FUEL/IGNITION SYSTEM, (GAS)
- 8W-11-19 - WIRING DIAGRAM FUSE/RELAY BLOCK
- 8W-11-20 - WIRING DIAGRAM FUSE/RELAY BLOCK
- 8W-11-34 - WIRING DIAGRAM FUSE/RELAY BLOCK

+ FUSE BLOCK

- 8W-11-7 - WIRING DIAGRAM FUSE/RELAY BLOCK
- 8W-11-9 - WIRING DIAGRAM FUSE/RELAY BLOCK

+ FUSE BLOCK 1

- 8W-35-2 - WIRING DIAGRAM ANTILOCK BRAKES
- 8W-18-2 - WIRING DIAGRAM BUS COMMUNICATIONS
- 8W-30-12 - WIRING DIAGRAM FUEL/IGNITION SYSTEM, (GAS)
- 8W-30-14 - WIRING DIAGRAM FUEL/IGNITION SYSTEM, (GAS)
- 8W-11-7 - WIRING DIAGRAM FUSE/RELAY BLOCK
- 8W-11-28 - WIRING DIAGRAM FUSE/RELAY BLOCK
- 8W-11-29 - WIRING DIAGRAM FUSE/RELAY BLOCK
- 8W-11-25 - WIRING DIAGRAM FUSE/RELAY BLOCK, (GAS)
- 8W-11-27 - WIRING DIAGRAM FUSE/RELAY BLOCK, (GAS)
- 8W-49-2 - WIRING DIAGRAM OVERHEAD CONSOLE
- 8W-61-2 - WIRING DIAGRAM POWER DOOR LOCKS
- 8W-62-2 - WIRING DIAGRAM POWER MIRRORS
- 8W-39-3 - WIRING DIAGRAM VEHICLE THEFT SECURITY SYSTEM
- 8W-39-7 - WIRING DIAGRAM VEHICLE THEFT SECURITY SYSTEM
- 8W-53-5 - WIRING DIAGRAM WIPERS

+ FUSE BLOCK 2

- 8W-42-2 - WIRING DIAGRAM AIR CONDITIONING/HEATER, (ATC)
- 8W-42-14 - WIRING DIAGRAM AIR CONDITIONING/HEATER, (MTC)
- 8W-42-24 - WIRING DIAGRAM AIR CONDITIONING/HEATER, (ROOF VENTILATOR)
- 8W-47-2 - WIRING DIAGRAM AUDIO/VIDEO SYSTEM
- 8W-47-6 - WIRING DIAGRAM AUDIO/VIDEO SYSTEM
- 8W-47-8 - WIRING DIAGRAM AUDIO/VIDEO SYSTEM, (PREINSTALLATION)
- 8W-56-5 - WIRING DIAGRAM CONVENIENCE SYSTEMS, (BACKUP CAMERA W/MONITOR)
- 8W-11-7 - WIRING DIAGRAM FUSE/RELAY BLOCK
- 8W-11-30 - WIRING DIAGRAM FUSE/RELAY BLOCK
- 8W-11-31 - WIRING DIAGRAM FUSE/RELAY BLOCK
- 8W-11-32 - WIRING DIAGRAM FUSE/RELAY BLOCK
- 8W-44-3 - WIRING DIAGRAM INTERIOR LIGHTING
- 8W-55-2 - WIRING DIAGRAM NAVIGATION/TELECOMMUNICATIONS, (LINKED)
- 8W-49-3 - WIRING DIAGRAM OVERHEAD CONSOLE
- 8W-63-2 - WIRING DIAGRAM POWER SEATS

+ FUSE BLOCK 3

- 8W-56-3 - WIRING DIAGRAM CONVENIENCE SYSTEMS, (BACKUP CAMERA W/MONITOR)
- 8W-56-5 - WIRING DIAGRAM CONVENIENCE SYSTEMS, (BACKUP CAMERA W/MONITOR)
- 8W-11-9 - WIRING DIAGRAM FUSE/RELAY BLOCK
- 8W-11-17 - WIRING DIAGRAM FUSE/RELAY BLOCK
- 8W-11-33 - WIRING DIAGRAM FUSE/RELAY BLOCK
- 8W-11-34 - WIRING DIAGRAM FUSE/RELAY BLOCK
- 8W-49-3 - WIRING DIAGRAM OVERHEAD CONSOLE
- 8W-62-2 - WIRING DIAGRAM POWER MIRRORS
- 8W-62-3 - WIRING DIAGRAM POWER MIRRORS
- 8W-48-2 - WIRING DIAGRAM REAR WINDOW DEFOGGER
- 8W-31-2 - WIRING DIAGRAM TRANSMISSION CONTROL SYSTEM
- 8W-31-4 - WIRING DIAGRAM TRANSMISSION CONTROL SYSTEM
- 8W-53-2 - WIRING DIAGRAM WIPERS
- 8W-53-4 - WIRING DIAGRAM WIPERS

+ FUSE BLOCK 4































































- 8W-56-7 - WIRING DIAGRAM CONVENIENCE SYSTEMS, (PARK ASSIST)
- 8W-56-2 - WIRING DIAGRAM CONVENIENCE SYSTEMS, (PROGRAMMABLE SPECIAL MODULE)
- 8W-11-9 - WIRING DIAGRAM FUSE/RELAY BLOCK
- 8W-11-39 - WIRING DIAGRAM FUSE/RELAY BLOCK
- 8W-11-40 - WIRING DIAGRAM FUSE/RELAY BLOCK
- 8W-40-4 - WIRING DIAGRAM INSTRUMENT CLUSTER
- 8W-52-5 - WIRING DIAGRAM TURN SIGNALS, (ADDITIONAL TURN SIGNAL LAMPS)









































































+ FUSE BLOCK 5


































































- 8W-50-2 - WIRING DIAGRAM FRONT LIGHTING
- 8W-11-9 - WIRING DIAGRAM FUSE/RELAY BLOCK
- 8W-11-41 - WIRING DIAGRAM FUSE/RELAY BLOCK
- 8W-11-42 - WIRING DIAGRAM FUSE/RELAY BLOCK
- 8W-41-5 - WIRING DIAGRAM HORN/CIGAR LIGHTER/POWER OUTLET
- 8W-49-2 - WIRING DIAGRAM OVERHEAD CONSOLE

- 8W-10-9 - WIRING DIAGRAM POWER DISTRIBUTION
- 8W-64-2 - WIRING DIAGRAM POWER SUNROOF
- 8W-48-2 - WIRING DIAGRAM REAR WINDOW DEFOGGER
- 8W-39-3 - WIRING DIAGRAM VEHICLE THEFT SECURITY SYSTEM
- + FUSE BLOCK 6
  - 8W-11-9 - WIRING DIAGRAM FUSE/RELAY BLOCK
  - 8W-11-43 - WIRING DIAGRAM FUSE/RELAY BLOCK
  - 8W-54-4 - WIRING DIAGRAM TRAILER TOW
- + FUSE-A/C (50A)
  - 8W-42-5 - WIRING DIAGRAM AIR CONDITIONING/HEATER, (ATC)
  - 8W-10-6 - WIRING DIAGRAM POWER DISTRIBUTION
- + FUSE-EXTERNAL 1
  - 8W-10-9 - WIRING DIAGRAM POWER DISTRIBUTION
- + FUSE-EXTERNAL 2
  - 8W-10-9 - WIRING DIAGRAM POWER DISTRIBUTION
- + FUSE-GENERATOR
  - 8W-20-2 - WIRING DIAGRAM CHARGING SYSTEM
  - 8W-21-2 - WIRING DIAGRAM STARTING SYSTEM
- + FUSE/RELAY BLOCK
  - 8W-42-17 - WIRING DIAGRAM AIR CONDITIONING/HEATER, (MTC)
  - 8W-35-3 - WIRING DIAGRAM ANTILOCK BRAKES
  - 8W-45-2 - WIRING DIAGRAM BODY CONTROL MODULE
  - 8W-45-4 - WIRING DIAGRAM BODY CONTROL MODULE
  - 8W-45-7 - WIRING DIAGRAM BODY CONTROL MODULE
  - 8W-45-27 - WIRING DIAGRAM BODY CONTROL MODULE, (CHASSIS CAB)
  - 8W-18-2 - WIRING DIAGRAM BUS COMMUNICATIONS
  - 8W-50-4 - WIRING DIAGRAM FRONT LIGHTING
  - 8W-50-9 - WIRING DIAGRAM FRONT LIGHTING, (XENON)
  - 8W-30-18 - WIRING DIAGRAM FUEL/IGNITION SYSTEM, (DIESEL)
  - 8W-30-19 - WIRING DIAGRAM FUEL/IGNITION SYSTEM, (DIESEL)
  - 8W-30-24 - WIRING DIAGRAM FUEL/IGNITION SYSTEM, (DIESEL)
  - 8W-30-34 - WIRING DIAGRAM FUEL/IGNITION SYSTEM, (DIESEL)
  - 8W-30-2 - WIRING DIAGRAM FUEL/IGNITION SYSTEM, (GAS)
  - 8W-30-3 - WIRING DIAGRAM FUEL/IGNITION SYSTEM, (GAS)
  - 8W-30-4 - WIRING DIAGRAM FUEL/IGNITION SYSTEM, (GAS)
  - 8W-30-11 - WIRING DIAGRAM FUEL/IGNITION SYSTEM, (GAS)
  - 8W-30-17 - WIRING DIAGRAM FUEL/IGNITION SYSTEM, (GAS)
  - 8W-11-2 - WIRING DIAGRAM FUSE/RELAY BLOCK
  - 8W-11-15 - WIRING DIAGRAM FUSE/RELAY BLOCK
  - 8W-11-16 - WIRING DIAGRAM FUSE/RELAY BLOCK
  - 8W-11-18 - WIRING DIAGRAM FUSE/RELAY BLOCK
  - 8W-11-19 - WIRING DIAGRAM FUSE/RELAY BLOCK
  - 8W-11-21 - WIRING DIAGRAM FUSE/RELAY BLOCK
  - 8W-11-22 - WIRING DIAGRAM FUSE/RELAY BLOCK
  - 8W-11-23 - WIRING DIAGRAM FUSE/RELAY BLOCK
  - 8W-15-5 - WIRING DIAGRAM GROUND DISTRIBUTION
  - 8W-41-2 - WIRING DIAGRAM HORN/CIGAR LIGHTER/POWER OUTLET
  - 8W-41-4 - WIRING DIAGRAM HORN/CIGAR LIGHTER/POWER OUTLET
  - 8W-40-2 - WIRING DIAGRAM INSTRUMENT CLUSTER
  - 8W-40-3 - WIRING DIAGRAM INSTRUMENT CLUSTER
  - 8W-44-2 - WIRING DIAGRAM INTERIOR LIGHTING
  - 8W-44-13 - WIRING DIAGRAM INTERIOR LIGHTING
  - 8W-43-2 - WIRING DIAGRAM OCCUPANT RESTRAINT SYSTEM
  - 8W-43-3 - WIRING DIAGRAM OCCUPANT RESTRAINT SYSTEM
  - 8W-10-5 - WIRING DIAGRAM POWER DISTRIBUTION
  - 8W-10-10 - WIRING DIAGRAM POWER DISTRIBUTION
  - 8W-62-2 - WIRING DIAGRAM POWER MIRRORS
  - 8W-62-3 - WIRING DIAGRAM POWER MIRRORS
  - 8W-63-2 - WIRING DIAGRAM POWER SEATS
  - 8W-51-2 - WIRING DIAGRAM REAR LIGHTING
  - 8W-48-2 - WIRING DIAGRAM REAR WINDOW DEFOGGER
  - 8W-21-2 - WIRING DIAGRAM STARTING SYSTEM
  - 8W-54-3 - WIRING DIAGRAM TRAILER TOW
  - 8W-33-2 - WIRING DIAGRAM VEHICLE SPEED CONTROL
  - 8W-39-2 - WIRING DIAGRAM VEHICLE THEFT SECURITY SYSTEM
  - 8W-53-2 - WIRING DIAGRAM WIPERS
  - 8W-53-3 - WIRING DIAGRAM WIPERS
  - 8W-53-4 - WIRING DIAGRAM WIPERS
  - 8W-53-5 - WIRING DIAGRAM WIPERS
- + FUSE/RELAY BLOCK (??-??-??)
  - 8W-47-7 - WIRING DIAGRAM AUDIO/VIDEO SYSTEM, (PREINSTALLATION)
- + G100



-  8W-42-3 - WIRING DIAGRAM AIR CONDITIONING/HEATER, (ATC)
-  8W-42-15 - WIRING DIAGRAM AIR CONDITIONING/HEATER, (MTC)
-  8W-15-3 - WIRING DIAGRAM GROUND DISTRIBUTION
-  8W-10-4 - WIRING DIAGRAM POWER DISTRIBUTION
-  8W-21-2 - WIRING DIAGRAM STARTING SYSTEM
- + G101
  -  8W-15-3 - WIRING DIAGRAM GROUND DISTRIBUTION
  -  8W-10-9 - WIRING DIAGRAM POWER DISTRIBUTION
- + G102
  -  8W-42-4 - WIRING DIAGRAM AIR CONDITIONING/HEATER, (ATC)
  -  8W-35-2 - WIRING DIAGRAM ANTILOCK BRAKES
  -  8W-45-9 - WIRING DIAGRAM BODY CONTROL MODULE
  -  8W-45-10 - WIRING DIAGRAM BODY CONTROL MODULE
  -  8W-50-3 - WIRING DIAGRAM FRONT LIGHTING
  -  8W-15-3 - WIRING DIAGRAM GROUND DISTRIBUTION
  -  8W-15-4 - WIRING DIAGRAM GROUND DISTRIBUTION
  -  8W-49-2 - WIRING DIAGRAM OVERHEAD CONSOLE
  -  8W-39-3 - WIRING DIAGRAM VEHICLE THEFT SECURITY SYSTEM
- + G103
  -  8W-45-9 - WIRING DIAGRAM BODY CONTROL MODULE
  -  8W-45-10 - WIRING DIAGRAM BODY CONTROL MODULE
  -  8W-45-11 - WIRING DIAGRAM BODY CONTROL MODULE
  -  8W-45-12 - WIRING DIAGRAM BODY CONTROL MODULE
  -  8W-45-16 - WIRING DIAGRAM BODY CONTROL MODULE
  -  8W-45-27 - WIRING DIAGRAM BODY CONTROL MODULE, (CHASSIS CAB)
  -  8W-50-3 - WIRING DIAGRAM FRONT LIGHTING
  -  8W-50-5 - WIRING DIAGRAM FRONT LIGHTING, (EXCEPT XENON)
  -  8W-50-6 - WIRING DIAGRAM FRONT LIGHTING, (EXCEPT XENON)
  -  8W-50-7 - WIRING DIAGRAM FRONT LIGHTING, (XENON)
  -  8W-50-8 - WIRING DIAGRAM FRONT LIGHTING, (XENON)
  -  8W-50-9 - WIRING DIAGRAM FRONT LIGHTING, (XENON)
  -  8W-50-10 - WIRING DIAGRAM FRONT LIGHTING, (XENON)
  -  8W-30-18 - WIRING DIAGRAM FUEL/IGNITION SYSTEM, (DIESEL)
  -  8W-30-19 - WIRING DIAGRAM FUEL/IGNITION SYSTEM, (DIESEL)
  -  8W-30-2 - WIRING DIAGRAM FUEL/IGNITION SYSTEM, (GAS)
  -  8W-15-5 - WIRING DIAGRAM GROUND DISTRIBUTION
  -  8W-15-6 - WIRING DIAGRAM GROUND DISTRIBUTION
  -  8W-15-7 - WIRING DIAGRAM GROUND DISTRIBUTION, (GAS)
  -  8W-39-10 - WIRING DIAGRAM VEHICLE THEFT SECURITY SYSTEM, (EXCEPT XENON)
  -  8W-39-11 - WIRING DIAGRAM VEHICLE THEFT SECURITY SYSTEM, (EXCEPT XENON)
  -  8W-39-12 - WIRING DIAGRAM VEHICLE THEFT SECURITY SYSTEM, (XENON)
  -  8W-39-13 - WIRING DIAGRAM VEHICLE THEFT SECURITY SYSTEM, (XENON)
  -  8W-53-3 - WIRING DIAGRAM WIPERS
- + G104
  -  8W-42-11 - WIRING DIAGRAM AIR CONDITIONING/HEATER, (ATC)
  -  8W-42-21 - WIRING DIAGRAM AIR CONDITIONING/HEATER, (AUXILIARY HEATER 2 WITH HEATER - RADIO SIGNAL RECEIVER)
  -  8W-42-23 - WIRING DIAGRAM AIR CONDITIONING/HEATER, (AUXILIARY HEATER 2 WITHOUT HEATER - RADIO SIGNAL RECEIVER)
  -  8W-42-17 - WIRING DIAGRAM AIR CONDITIONING/HEATER, (MTC)
  -  8W-45-17 - WIRING DIAGRAM BODY CONTROL MODULE
  -  8W-15-8 - WIRING DIAGRAM GROUND DISTRIBUTION
  -  8W-49-2 - WIRING DIAGRAM OVERHEAD CONSOLE
  -  8W-39-2 - WIRING DIAGRAM VEHICLE THEFT SECURITY SYSTEM
  -  8W-39-3 - WIRING DIAGRAM VEHICLE THEFT SECURITY SYSTEM
  -  8W-53-3 - WIRING DIAGRAM WIPERS
  -  8W-53-4 - WIRING DIAGRAM WIPERS
  -  8W-53-5 - WIRING DIAGRAM WIPERS
- + G105
  -  8W-30-10 - WIRING DIAGRAM FUEL/IGNITION SYSTEM, (GAS)
  -  8W-30-16 - WIRING DIAGRAM FUEL/IGNITION SYSTEM, (GAS)
  -  8W-30-17 - WIRING DIAGRAM FUEL/IGNITION SYSTEM, (GAS)
  -  8W-15-9 - WIRING DIAGRAM GROUND DISTRIBUTION, (GAS)
- + G106
  -  8W-30-11 - WIRING DIAGRAM FUEL/IGNITION SYSTEM, (GAS)
  -  8W-15-9 - WIRING DIAGRAM GROUND DISTRIBUTION, (GAS)
- + G108
  -  8W-35-2 - WIRING DIAGRAM ANTILOCK BRAKES
  -  8W-15-10 - WIRING DIAGRAM GROUND DISTRIBUTION
- + G109
  -  8W-30-20 - WIRING DIAGRAM FUEL/IGNITION SYSTEM, (DIESEL)
  -  8W-15-10 - WIRING DIAGRAM GROUND DISTRIBUTION
- + G200
  -  8W-42-2 - WIRING DIAGRAM AIR CONDITIONING/HEATER, (ATC)

























































-  8W-42-22 - WIRING DIAGRAM AIR CONDITIONING/HEATER, (AUXILIARY HEATER 2 WITH HEATER - RADIO SIGNAL RECEIVER)
-  8W-42-23 - WIRING DIAGRAM AIR CONDITIONING/HEATER, (AUXILIARY HEATER 2 WITHOUT HEATER - RADIO SIGNAL RECEIVER)
-  8W-42-14 - WIRING DIAGRAM AIR CONDITIONING/HEATER, (MTC)
-  8W-42-17 - WIRING DIAGRAM AIR CONDITIONING/HEATER, (MTC)
-  8W-42-24 - WIRING DIAGRAM AIR CONDITIONING/HEATER, (ROOF VENTILATOR)
-  8W-47-2 - WIRING DIAGRAM AUDIO/VIDEO SYSTEM
-  8W-47-6 - WIRING DIAGRAM AUDIO/VIDEO SYSTEM
-  8W-47-8 - WIRING DIAGRAM AUDIO/VIDEO SYSTEM, (PREINSTALLATION)
-  8W-45-2 - WIRING DIAGRAM BODY CONTROL MODULE
-  8W-45-4 - WIRING DIAGRAM BODY CONTROL MODULE
-  8W-45-9 - WIRING DIAGRAM BODY CONTROL MODULE
-  8W-45-10 - WIRING DIAGRAM BODY CONTROL MODULE
-  8W-45-11 - WIRING DIAGRAM BODY CONTROL MODULE
-  8W-45-12 - WIRING DIAGRAM BODY CONTROL MODULE
-  8W-56-3 - WIRING DIAGRAM CONVENIENCE SYSTEMS, (BACKUP CAMERA W/MONITOR)
-  8W-56-5 - WIRING DIAGRAM CONVENIENCE SYSTEMS, (BACKUP CAMERA W/MONITOR)
-  8W-56-2 - WIRING DIAGRAM CONVENIENCE SYSTEMS, (PROGRAMMABLE SPECIAL MODULE)
-  8W-50-9 - WIRING DIAGRAM FRONT LIGHTING, (XENON)
-  8W-11-33 - WIRING DIAGRAM FUSE/RELAY BLOCK
-  8W-11-35 - WIRING DIAGRAM FUSE/RELAY BLOCK
-  8W-11-38 - WIRING DIAGRAM FUSE/RELAY BLOCK
-  8W-15-10 - WIRING DIAGRAM GROUND DISTRIBUTION
-  8W-15-11 - WIRING DIAGRAM GROUND DISTRIBUTION
-  8W-15-12 - WIRING DIAGRAM GROUND DISTRIBUTION
-  8W-15-13 - WIRING DIAGRAM GROUND DISTRIBUTION
-  8W-15-14 - WIRING DIAGRAM GROUND DISTRIBUTION
-  8W-41-2 - WIRING DIAGRAM HORN/CIGAR LIGHTER/POWER OUTLET
-  8W-41-4 - WIRING DIAGRAM HORN/CIGAR LIGHTER/POWER OUTLET
-  8W-40-3 - WIRING DIAGRAM INSTRUMENT CLUSTER
-  8W-44-3 - WIRING DIAGRAM INTERIOR LIGHTING
-  8W-44-13 - WIRING DIAGRAM INTERIOR LIGHTING
-  8W-55-2 - WIRING DIAGRAM NAVIGATION/TELECOMMUNICATIONS, (LINKED)
-  8W-43-2 - WIRING DIAGRAM OCCUPANT RESTRAINT SYSTEM
-  8W-43-4 - WIRING DIAGRAM OCCUPANT RESTRAINT SYSTEM
-  8W-63-2 - WIRING DIAGRAM POWER SEATS
-  8W-51-7 - WIRING DIAGRAM REAR LIGHTING
-  8W-31-4 - WIRING DIAGRAM TRANSMISSION CONTROL SYSTEM
-  8W-52-3 - WIRING DIAGRAM TURN SIGNALS
-  8W-33-3 - WIRING DIAGRAM VEHICLE SPEED CONTROL
-  8W-39-2 - WIRING DIAGRAM VEHICLE THEFT SECURITY SYSTEM
-  G201
  -  8W-15-15 - WIRING DIAGRAM GROUND DISTRIBUTION
-  G300
  -  8W-42-5 - WIRING DIAGRAM AIR CONDITIONING/HEATER, (ATC)
  -  8W-42-7 - WIRING DIAGRAM AIR CONDITIONING/HEATER, (ATC)
  -  8W-45-6 - WIRING DIAGRAM BODY CONTROL MODULE
  -  8W-45-7 - WIRING DIAGRAM BODY CONTROL MODULE
  -  8W-50-2 - WIRING DIAGRAM FRONT LIGHTING
  -  8W-50-11 - WIRING DIAGRAM FRONT LIGHTING
  -  8W-11-36 - WIRING DIAGRAM FUSE/RELAY BLOCK
  -  8W-15-15 - WIRING DIAGRAM GROUND DISTRIBUTION
  -  8W-15-16 - WIRING DIAGRAM GROUND DISTRIBUTION
  -  8W-15-17 - WIRING DIAGRAM GROUND DISTRIBUTION
  -  8W-44-7 - WIRING DIAGRAM INTERIOR LIGHTING, (PREMIUM LIGHTING)
  -  8W-49-2 - WIRING DIAGRAM OVERHEAD CONSOLE
  -  8W-49-3 - WIRING DIAGRAM OVERHEAD CONSOLE
  -  8W-49-4 - WIRING DIAGRAM OVERHEAD CONSOLE
  -  8W-64-2 - WIRING DIAGRAM POWER SUNROOF
  -  8W-48-6 - WIRING DIAGRAM REAR WINDOW DEFOGGER
  -  8W-39-3 - WIRING DIAGRAM VEHICLE THEFT SECURITY SYSTEM
  -  8W-39-5 - WIRING DIAGRAM VEHICLE THEFT SECURITY SYSTEM
-  G301
  -  8W-35-2 - WIRING DIAGRAM ANTILOCK BRAKES
  -  8W-18-2 - WIRING DIAGRAM BUS COMMUNICATIONS
  -  8W-56-4 - WIRING DIAGRAM CONVENIENCE SYSTEMS, (BACKUP CAMERA W/MONITOR)
  -  8W-56-6 - WIRING DIAGRAM CONVENIENCE SYSTEMS, (BACKUP CAMERA W/MONITOR)
  -  8W-56-7 - WIRING DIAGRAM CONVENIENCE SYSTEMS, (PARK ASSIST)
  -  8W-56-2 - WIRING DIAGRAM CONVENIENCE SYSTEMS, (PROGRAMMABLE SPECIAL MODULE)
  -  8W-30-34 - WIRING DIAGRAM FUEL/IGNITION SYSTEM, (DIESEL)
  -  8W-30-3 - WIRING DIAGRAM FUEL/IGNITION SYSTEM, (GAS)
  -  8W-11-21 - WIRING DIAGRAM FUSE/RELAY BLOCK
  -  8W-11-39 - WIRING DIAGRAM FUSE/RELAY BLOCK

-  8W-11-41 - WIRING DIAGRAM FUSE/RELAY BLOCK
-  8W-15-18 - WIRING DIAGRAM GROUND DISTRIBUTION
-  8W-15-19 - WIRING DIAGRAM GROUND DISTRIBUTION
-  8W-15-20 - WIRING DIAGRAM GROUND DISTRIBUTION
-  8W-41-5 - WIRING DIAGRAM HORN/CIGAR LIGHTER/POWER OUTLET
-  8W-40-5 - WIRING DIAGRAM INSTRUMENT CLUSTER
-  8W-43-6 - WIRING DIAGRAM OCCUPANT RESTRAINT SYSTEM, (HIGHLINE)
-  8W-10-9 - WIRING DIAGRAM POWER DISTRIBUTION
-  8W-61-2 - WIRING DIAGRAM POWER DOOR LOCKS
-  8W-48-6 - WIRING DIAGRAM REAR WINDOW DEFOGGER
-  8W-52-5 - WIRING DIAGRAM TURN SIGNALS, (ADDITIONAL TURN SIGNAL LAMPS)
-  8W-39-7 - WIRING DIAGRAM VEHICLE THEFT SECURITY SYSTEM
-  8W-53-5 - WIRING DIAGRAM WIPERS
- +** G302
  -  8W-45-18 - WIRING DIAGRAM BODY CONTROL MODULE
  -  8W-30-22 - WIRING DIAGRAM FUEL/IGNITION SYSTEM, (DIESEL)
  -  8W-15-21 - WIRING DIAGRAM GROUND DISTRIBUTION
  -  8W-44-15 - WIRING DIAGRAM INTERIOR LIGHTING
  -  8W-43-7 - WIRING DIAGRAM OCCUPANT RESTRAINT SYSTEM, (HIGHLINE)
  -  8W-62-3 - WIRING DIAGRAM POWER MIRRORS
- +** G303
  -  8W-45-24 - WIRING DIAGRAM BODY CONTROL MODULE
  -  8W-45-21 - WIRING DIAGRAM BODY CONTROL MODULE, (EXCEPT CHASSIS CAB)
  -  8W-45-22 - WIRING DIAGRAM BODY CONTROL MODULE, (EXCEPT CHASSIS CAB)
  -  8W-15-14 - WIRING DIAGRAM GROUND DISTRIBUTION
  -  8W-15-22 - WIRING DIAGRAM GROUND DISTRIBUTION
  -  8W-15-23 - WIRING DIAGRAM GROUND DISTRIBUTION
  -  8W-15-24 - WIRING DIAGRAM GROUND DISTRIBUTION
  -  8W-41-5 - WIRING DIAGRAM HORN/CIGAR LIGHTER/POWER OUTLET
  -  8W-51-7 - WIRING DIAGRAM REAR LIGHTING
  -  8W-51-3 - WIRING DIAGRAM REAR LIGHTING, (EXCEPT CHASSIS CAB)
  -  8W-51-5 - WIRING DIAGRAM REAR LIGHTING, (EXCEPT CHASSIS CAB)
  -  8W-48-3 - WIRING DIAGRAM REAR WINDOW DEFOGGER, (ATA)
  -  8W-48-4 - WIRING DIAGRAM REAR WINDOW DEFOGGER, (ATA)
  -  8W-48-5 - WIRING DIAGRAM REAR WINDOW DEFOGGER, (EXCEPT ATA)
  -  8W-39-6 - WIRING DIAGRAM VEHICLE THEFT SECURITY SYSTEM
  -  8W-39-14 - WIRING DIAGRAM VEHICLE THEFT SECURITY SYSTEM, (EXCEPT CHASSIS CAB)
  -  8W-39-16 - WIRING DIAGRAM VEHICLE THEFT SECURITY SYSTEM, (EXCEPT CHASSIS CAB)
  -  8W-53-4 - WIRING DIAGRAM WIPERS
- +** G304
  -  8W-45-25 - WIRING DIAGRAM BODY CONTROL MODULE, (CHASSIS CAB)
  -  8W-45-26 - WIRING DIAGRAM BODY CONTROL MODULE, (CHASSIS CAB)
  -  8W-56-4 - WIRING DIAGRAM CONVENIENCE SYSTEMS, (BACKUP CAMERA W/MONITOR)
  -  8W-56-6 - WIRING DIAGRAM CONVENIENCE SYSTEMS, (BACKUP CAMERA W/MONITOR)
  -  8W-15-25 - WIRING DIAGRAM GROUND DISTRIBUTION
  -  8W-41-2 - WIRING DIAGRAM HORN/CIGAR LIGHTER/POWER OUTLET
  -  8W-41-3 - WIRING DIAGRAM HORN/CIGAR LIGHTER/POWER OUTLET
  -  8W-51-4 - WIRING DIAGRAM REAR LIGHTING, (CHASSIS CAB)
  -  8W-51-6 - WIRING DIAGRAM REAR LIGHTING, (CHASSIS CAB)
  -  8W-54-2 - WIRING DIAGRAM TRAILER TOW
  -  8W-52-5 - WIRING DIAGRAM TURN SIGNALS, (ADDITIONAL TURN SIGNAL LAMPS)
  -  8W-39-15 - WIRING DIAGRAM VEHICLE THEFT SECURITY SYSTEM, (CHASSIS CAB)
  -  8W-39-17 - WIRING DIAGRAM VEHICLE THEFT SECURITY SYSTEM, (CHASSIS CAB)
- +** G305
  -  8W-42-8 - WIRING DIAGRAM AIR CONDITIONING/HEATER, (ATC)
  -  8W-42-19 - WIRING DIAGRAM AIR CONDITIONING/HEATER, (AUXILIARY HEATER 1)
  -  8W-42-20 - WIRING DIAGRAM AIR CONDITIONING/HEATER, (AUXILIARY HEATER 2)
  -  8W-42-21 - WIRING DIAGRAM AIR CONDITIONING/HEATER, (AUXILIARY HEATER 2 WITH HEATER - RADIO SIGNAL RECEIVER)
  -  8W-42-16 - WIRING DIAGRAM AIR CONDITIONING/HEATER, (MTC)
  -  8W-45-7 - WIRING DIAGRAM BODY CONTROL MODULE
  -  8W-50-3 - WIRING DIAGRAM FRONT LIGHTING
  -  8W-11-17 - WIRING DIAGRAM FUSE/RELAY BLOCK
  -  8W-11-41 - WIRING DIAGRAM FUSE/RELAY BLOCK
  -  8W-15-26 - WIRING DIAGRAM GROUND DISTRIBUTION
  -  8W-15-27 - WIRING DIAGRAM GROUND DISTRIBUTION
  -  8W-62-2 - WIRING DIAGRAM POWER MIRRORS
  -  8W-63-2 - WIRING DIAGRAM POWER SEATS
  -  8W-48-3 - WIRING DIAGRAM REAR WINDOW DEFOGGER, (ATA)
  -  8W-48-5 - WIRING DIAGRAM REAR WINDOW DEFOGGER, (EXCEPT ATA)
  -  8W-54-3 - WIRING DIAGRAM TRAILER TOW
  -  8W-54-4 - WIRING DIAGRAM TRAILER TOW
  -  8W-31-3 - WIRING DIAGRAM TRANSMISSION CONTROL SYSTEM

- 8W-52-4 - WIRING DIAGRAM TURN SIGNALS
- + G306
  - 8W-15-27 - WIRING DIAGRAM GROUND DISTRIBUTION
  - 8W-15-28 - WIRING DIAGRAM GROUND DISTRIBUTION
  - 8W-43-3 - WIRING DIAGRAM OCCUPANT RESTRAINT SYSTEM
  - 8W-43-5 - WIRING DIAGRAM OCCUPANT RESTRAINT SYSTEM, (HIGHLINE)
- + G307
  - 8W-18-6 - WIRING DIAGRAM BUS COMMUNICATIONS
  - 8W-15-29 - WIRING DIAGRAM GROUND DISTRIBUTION
  - 8W-43-7 - WIRING DIAGRAM OCCUPANT RESTRAINT SYSTEM, (HIGHLINE)
- + G308
  - 8W-42-12 - WIRING DIAGRAM AIR CONDITIONING/HEATER, (ATC)
  - 8W-15-29 - WIRING DIAGRAM GROUND DISTRIBUTION
- + GENERATOR
  - 8W-20-2 - WIRING DIAGRAM CHARGING SYSTEM
  - 8W-30-20 - WIRING DIAGRAM FUEL/IGNITION SYSTEM, (DIESEL)
  - 8W-30-8 - WIRING DIAGRAM FUEL/IGNITION SYSTEM, (GAS)
  - 8W-21-2 - WIRING DIAGRAM STARTING SYSTEM
- + GLOW PLUG 1
  - 8W-30-20 - WIRING DIAGRAM FUEL/IGNITION SYSTEM, (DIESEL)
- + GLOW PLUG 2
  - 8W-30-20 - WIRING DIAGRAM FUEL/IGNITION SYSTEM, (DIESEL)
- + GLOW PLUG 3
  - 8W-30-20 - WIRING DIAGRAM FUEL/IGNITION SYSTEM, (DIESEL)
- + GLOW PLUG 4
  - 8W-30-20 - WIRING DIAGRAM FUEL/IGNITION SYSTEM, (DIESEL)
- + GLOW PLUG 5
  - 8W-30-20 - WIRING DIAGRAM FUEL/IGNITION SYSTEM, (DIESEL)
- + GLOW PLUG 6
  - 8W-30-20 - WIRING DIAGRAM FUEL/IGNITION SYSTEM, (DIESEL)
- + HEATER-CRANKCASE VENT
  - 8W-30-19 - WIRING DIAGRAM FUEL/IGNITION SYSTEM, (DIESEL)
  - 8W-11-24 - WIRING DIAGRAM FUSE/RELAY BLOCK
- + HEATER-CUSHION PAD-DRIVER
  - 8W-63-2 - WIRING DIAGRAM POWER SEATS
- + HEATER-CUSHION PAD-PASSENGER
  - 8W-63-2 - WIRING DIAGRAM POWER SEATS
- + HEATER-RADIO SIGNAL RECEIVER
  - 8W-42-22 - WIRING DIAGRAM AIR CONDITIONING/HEATER, (AUXILIARY HEATER 2 WITH HEATER - RADIO SIGNAL RECEIVER)
  - 8W-11-31 - WIRING DIAGRAM FUSE/RELAY BLOCK
  - 8W-15-12 - WIRING DIAGRAM GROUND DISTRIBUTION
- + HEATER-SEAT BACK-DRIVER
  - 8W-63-2 - WIRING DIAGRAM POWER SEATS
- + HEATER-SEAT BACK-PASSENGER
  - 8W-63-2 - WIRING DIAGRAM POWER SEATS
- + HOLDER-CELLPHONE
  - 8W-55-3 - WIRING DIAGRAM NAVIGATION/TELECOMMUNICATIONS, (LINKED)
  - 8W-55-4 - WIRING DIAGRAM NAVIGATION/TELECOMMUNICATIONS, (UNLINKED)
  - 8W-55-5 - WIRING DIAGRAM NAVIGATION/TELECOMMUNICATIONS, (UNLINKED)
- + HORN 1
  - 8W-11-15 - WIRING DIAGRAM FUSE/RELAY BLOCK
  - 8W-15-8 - WIRING DIAGRAM GROUND DISTRIBUTION
  - 8W-41-2 - WIRING DIAGRAM HORN/CIGAR LIGHTER/POWER OUTLET
  - 8W-39-2 - WIRING DIAGRAM VEHICLE THEFT SECURITY SYSTEM
- + HORN-REVERSE
  - 8W-56-4 - WIRING DIAGRAM CONVENIENCE SYSTEMS, (BACKUP CAMERA W/MONITOR)
  - 8W-56-6 - WIRING DIAGRAM CONVENIENCE SYSTEMS, (BACKUP CAMERA W/MONITOR)
  - 8W-15-25 - WIRING DIAGRAM GROUND DISTRIBUTION
  - 8W-41-3 - WIRING DIAGRAM HORN/CIGAR LIGHTER/POWER OUTLET
- + I1434
  - 8W-11-39 - WIRING DIAGRAM FUSE/RELAY BLOCK
- + I2053
  - 8W-63-2 - WIRING DIAGRAM POWER SEATS
- + I2054
  - 8W-63-2 - WIRING DIAGRAM POWER SEATS
- + INJECTOR-FUEL 1
  - 8W-30-29 - WIRING DIAGRAM FUEL/IGNITION SYSTEM, (DIESEL)
  - 8W-30-12 - WIRING DIAGRAM FUEL/IGNITION SYSTEM, (GAS)
  - 8W-11-27 - WIRING DIAGRAM FUSE/RELAY BLOCK, (GAS)
- + INJECTOR-FUEL 2
  - 8W-30-29 - WIRING DIAGRAM FUEL/IGNITION SYSTEM, (DIESEL)
  - 8W-30-12 - WIRING DIAGRAM FUEL/IGNITION SYSTEM, (GAS)
  - 8W-11-27 - WIRING DIAGRAM FUSE/RELAY BLOCK, (GAS)

- ⊕ INJECTOR-FUEL 3
  - 📄 8W-30-29 - WIRING DIAGRAM FUEL/IGNITION SYSTEM, (DIESEL)
  - 📄 8W-30-12 - WIRING DIAGRAM FUEL/IGNITION SYSTEM, (GAS)
  - 📄 8W-11-27 - WIRING DIAGRAM FUSE/RELAY BLOCK, (GAS)
- ⊕ INJECTOR-FUEL 4
  - 📄 8W-30-30 - WIRING DIAGRAM FUEL/IGNITION SYSTEM, (DIESEL)
  - 📄 8W-30-14 - WIRING DIAGRAM FUEL/IGNITION SYSTEM, (GAS)
  - 📄 8W-11-25 - WIRING DIAGRAM FUSE/RELAY BLOCK, (GAS)
- ⊕ INJECTOR-FUEL 5
  - 📄 8W-30-30 - WIRING DIAGRAM FUEL/IGNITION SYSTEM, (DIESEL)
  - 📄 8W-30-14 - WIRING DIAGRAM FUEL/IGNITION SYSTEM, (GAS)
  - 📄 8W-11-25 - WIRING DIAGRAM FUSE/RELAY BLOCK, (GAS)
- ⊕ INJECTOR-FUEL 6
  - 📄 8W-30-30 - WIRING DIAGRAM FUEL/IGNITION SYSTEM, (DIESEL)
  - 📄 8W-30-14 - WIRING DIAGRAM FUEL/IGNITION SYSTEM, (GAS)
  - 📄 8W-11-25 - WIRING DIAGRAM FUSE/RELAY BLOCK, (GAS)
- ⊕ INTERFACE-UNIVERSAL CELLPHONE
  - 📄 8W-47-6 - WIRING DIAGRAM AUDIO/VIDEO SYSTEM
  - 📄 8W-11-30 - WIRING DIAGRAM FUSE/RELAY BLOCK
  - 📄 8W-15-11 - WIRING DIAGRAM GROUND DISTRIBUTION
  - 📄 8W-55-2 - WIRING DIAGRAM NAVIGATION/TELECOMMUNICATIONS, (LINKED)
  - 📄 8W-55-3 - WIRING DIAGRAM NAVIGATION/TELECOMMUNICATIONS, (LINKED)
- ⊕ JUMP STARTING POINT CONNECTOR
  - 📄 8W-21-2 - WIRING DIAGRAM STARTING SYSTEM
- ⊕ LAMP AND SWITCH-CEILING 1-REAR
  - 📄 8W-45-7 - WIRING DIAGRAM BODY CONTROL MODULE
  - 📄 8W-44-4 - WIRING DIAGRAM INTERIOR LIGHTING, (PREMIUM LIGHTING)
  - 📄 8W-44-5 - WIRING DIAGRAM INTERIOR LIGHTING, (PREMIUM LIGHTING)
  - 📄 8W-44-6 - WIRING DIAGRAM INTERIOR LIGHTING, (PREMIUM LIGHTING)
- ⊕ LAMP AND SWITCH-CEILING 2-REAR
  - 📄 8W-44-4 - WIRING DIAGRAM INTERIOR LIGHTING, (PREMIUM LIGHTING)
  - 📄 8W-44-5 - WIRING DIAGRAM INTERIOR LIGHTING, (PREMIUM LIGHTING)
  - 📄 8W-44-6 - WIRING DIAGRAM INTERIOR LIGHTING, (PREMIUM LIGHTING)
  - 📄 8W-44-7 - WIRING DIAGRAM INTERIOR LIGHTING, (PREMIUM LIGHTING)
- ⊕ LAMP AND SWITCH-CEILING 3-REAR
  - 📄 8W-44-4 - WIRING DIAGRAM INTERIOR LIGHTING, (PREMIUM LIGHTING)
  - 📄 8W-44-5 - WIRING DIAGRAM INTERIOR LIGHTING, (PREMIUM LIGHTING)
  - 📄 8W-44-6 - WIRING DIAGRAM INTERIOR LIGHTING, (PREMIUM LIGHTING)
  - 📄 8W-44-7 - WIRING DIAGRAM INTERIOR LIGHTING, (PREMIUM LIGHTING)
- ⊕ LAMP AND SWITCH-CEILING-FRONT
  - 📄 8W-45-6 - WIRING DIAGRAM BODY CONTROL MODULE
  - 📄 8W-15-16 - WIRING DIAGRAM GROUND DISTRIBUTION
  - 📄 8W-44-4 - WIRING DIAGRAM INTERIOR LIGHTING, (PREMIUM LIGHTING)
  - 📄 8W-44-7 - WIRING DIAGRAM INTERIOR LIGHTING, (PREMIUM LIGHTING)
- ⊕ LAMP-CEILING 2-REAR
  - 📄 8W-44-4 - WIRING DIAGRAM INTERIOR LIGHTING, (PREMIUM LIGHTING)
  - 📄 8W-44-5 - WIRING DIAGRAM INTERIOR LIGHTING, (PREMIUM LIGHTING)
  - 📄 8W-44-8 - WIRING DIAGRAM INTERIOR LIGHTING, (PREMIUM LIGHTING)
- ⊕ LAMP-CEILING 3-REAR
  - 📄 8W-44-4 - WIRING DIAGRAM INTERIOR LIGHTING, (PREMIUM LIGHTING)
  - 📄 8W-44-5 - WIRING DIAGRAM INTERIOR LIGHTING, (PREMIUM LIGHTING)
  - 📄 8W-44-8 - WIRING DIAGRAM INTERIOR LIGHTING, (PREMIUM LIGHTING)
- ⊕ LAMP-CEILING 4-REAR
  - 📄 8W-44-4 - WIRING DIAGRAM INTERIOR LIGHTING, (PREMIUM LIGHTING)
  - 📄 8W-44-5 - WIRING DIAGRAM INTERIOR LIGHTING, (PREMIUM LIGHTING)
  - 📄 8W-44-8 - WIRING DIAGRAM INTERIOR LIGHTING, (PREMIUM LIGHTING)
- ⊕ LAMP-CEILING-REAR
  - 📄 8W-45-5 - WIRING DIAGRAM BODY CONTROL MODULE
  - 📄 8W-44-4 - WIRING DIAGRAM INTERIOR LIGHTING, (PREMIUM LIGHTING)
  - 📄 8W-44-5 - WIRING DIAGRAM INTERIOR LIGHTING, (PREMIUM LIGHTING)
  - 📄 8W-44-9 - WIRING DIAGRAM INTERIOR LIGHTING, (PREMIUM LIGHTING)
- ⊕ LAMP-ENTRY-DRIVER
  - 📄 8W-44-15 - WIRING DIAGRAM INTERIOR LIGHTING
- ⊕ LAMP-ENTRY-LEFT REAR
  - 📄 8W-44-14 - WIRING DIAGRAM INTERIOR LIGHTING
- ⊕ LAMP-ENTRY-PASSENGER
  - 📄 8W-44-15 - WIRING DIAGRAM INTERIOR LIGHTING
- ⊕ LAMP-ENTRY-RIGHT REAR
  - 📄 8W-44-14 - WIRING DIAGRAM INTERIOR LIGHTING
- ⊕ LAMP-FOG-LEFT FRONT
  - 📄 8W-45-12 - WIRING DIAGRAM BODY CONTROL MODULE
  - 📄 8W-50-3 - WIRING DIAGRAM FRONT LIGHTING
  - 📄 8W-15-6 - WIRING DIAGRAM GROUND DISTRIBUTION

































































- 8W-15-8 - WIRING DIAGRAM GROUND DISTRIBUTION
- + LAMP-FOG-RIGHT FRONT
  - 8W-45-10 - WIRING DIAGRAM BODY CONTROL MODULE
  - 8W-50-3 - WIRING DIAGRAM FRONT LIGHTING
  - 8W-15-4 - WIRING DIAGRAM GROUND DISTRIBUTION
- + LAMP-GLOVE BOX
  - 8W-11-18 - WIRING DIAGRAM FUSE/RELAY BLOCK
  - 8W-15-14 - WIRING DIAGRAM GROUND DISTRIBUTION
  - 8W-44-13 - WIRING DIAGRAM INTERIOR LIGHTING
- + LAMP-HEADLAMP-LEFT
  - 8W-45-11 - WIRING DIAGRAM BODY CONTROL MODULE
  - 8W-45-12 - WIRING DIAGRAM BODY CONTROL MODULE
  - 8W-50-5 - WIRING DIAGRAM FRONT LIGHTING, (EXCEPT XENON)
  - 8W-50-7 - WIRING DIAGRAM FRONT LIGHTING, (XENON)
  - 8W-50-9 - WIRING DIAGRAM FRONT LIGHTING, (XENON)
  - 8W-11-23 - WIRING DIAGRAM FUSE/RELAY BLOCK
  - 8W-15-6 - WIRING DIAGRAM GROUND DISTRIBUTION
  - 8W-52-4 - WIRING DIAGRAM TURN SIGNALS
  - 8W-39-10 - WIRING DIAGRAM VEHICLE THEFT SECURITY SYSTEM, (EXCEPT XENON)
  - 8W-39-12 - WIRING DIAGRAM VEHICLE THEFT SECURITY SYSTEM, (XENON)
- + LAMP-HEADLAMP-RIGHT
  - 8W-45-9 - WIRING DIAGRAM BODY CONTROL MODULE
  - 8W-45-10 - WIRING DIAGRAM BODY CONTROL MODULE
  - 8W-50-6 - WIRING DIAGRAM FRONT LIGHTING, (EXCEPT XENON)
  - 8W-50-7 - WIRING DIAGRAM FRONT LIGHTING, (XENON)
  - 8W-50-8 - WIRING DIAGRAM FRONT LIGHTING, (XENON)
  - 8W-50-9 - WIRING DIAGRAM FRONT LIGHTING, (XENON)
  - 8W-11-23 - WIRING DIAGRAM FUSE/RELAY BLOCK
  - 8W-15-4 - WIRING DIAGRAM GROUND DISTRIBUTION
  - 8W-15-6 - WIRING DIAGRAM GROUND DISTRIBUTION
  - 8W-15-29 - WIRING DIAGRAM GROUND DISTRIBUTION
  - 8W-52-4 - WIRING DIAGRAM TURN SIGNALS
  - 8W-39-11 - WIRING DIAGRAM VEHICLE THEFT SECURITY SYSTEM, (EXCEPT XENON)
  - 8W-39-12 - WIRING DIAGRAM VEHICLE THEFT SECURITY SYSTEM, (XENON)
  - 8W-39-13 - WIRING DIAGRAM VEHICLE THEFT SECURITY SYSTEM, (XENON)
- + LAMP-IDENTIFICATION-CENTER FRONT
  - 8W-50-11 - WIRING DIAGRAM FRONT LIGHTING
  - 8W-11-41 - WIRING DIAGRAM FUSE/RELAY BLOCK
  - 8W-15-16 - WIRING DIAGRAM GROUND DISTRIBUTION
- + LAMP-IDENTIFICATION-LEFT FRONT
  - 8W-50-11 - WIRING DIAGRAM FRONT LIGHTING
  - 8W-15-16 - WIRING DIAGRAM GROUND DISTRIBUTION
- + LAMP-IDENTIFICATION-RIGHT FRONT
  - 8W-50-11 - WIRING DIAGRAM FRONT LIGHTING
  - 8W-15-16 - WIRING DIAGRAM GROUND DISTRIBUTION
- + LAMP-LICENSE-LEFT
  - 8W-45-24 - WIRING DIAGRAM BODY CONTROL MODULE
  - 8W-15-22 - WIRING DIAGRAM GROUND DISTRIBUTION
  - 8W-15-23 - WIRING DIAGRAM GROUND DISTRIBUTION
  - 8W-51-7 - WIRING DIAGRAM REAR LIGHTING
- + LAMP-LICENSE-RIGHT
  - 8W-45-24 - WIRING DIAGRAM BODY CONTROL MODULE
  - 8W-15-22 - WIRING DIAGRAM GROUND DISTRIBUTION
  - 8W-15-23 - WIRING DIAGRAM GROUND DISTRIBUTION
  - 8W-51-7 - WIRING DIAGRAM REAR LIGHTING
- + LAMP-LOAD AREA 1-LEFT
  - 8W-44-10 - WIRING DIAGRAM INTERIOR LIGHTING
  - 8W-44-4 - WIRING DIAGRAM INTERIOR LIGHTING, (PREMIUM LIGHTING)
  - 8W-44-5 - WIRING DIAGRAM INTERIOR LIGHTING, (PREMIUM LIGHTING)
- + LAMP-LOAD AREA 1-RIGHT
  - 8W-44-10 - WIRING DIAGRAM INTERIOR LIGHTING
  - 8W-44-4 - WIRING DIAGRAM INTERIOR LIGHTING, (PREMIUM LIGHTING)
  - 8W-44-5 - WIRING DIAGRAM INTERIOR LIGHTING, (PREMIUM LIGHTING)
- + LAMP-LOAD AREA 2-RIGHT
  - 8W-44-10 - WIRING DIAGRAM INTERIOR LIGHTING
  - 8W-44-4 - WIRING DIAGRAM INTERIOR LIGHTING, (PREMIUM LIGHTING)
  - 8W-44-5 - WIRING DIAGRAM INTERIOR LIGHTING, (PREMIUM LIGHTING)
- + LAMP-LOAD AREA-REAR
  - 8W-45-5 - WIRING DIAGRAM BODY CONTROL MODULE
  - 8W-44-11 - WIRING DIAGRAM INTERIOR LIGHTING, (BASE LIGHTING)
  - 8W-44-4 - WIRING DIAGRAM INTERIOR LIGHTING, (PREMIUM LIGHTING)
  - 8W-44-5 - WIRING DIAGRAM INTERIOR LIGHTING, (PREMIUM LIGHTING)

-  8W-44-6 - WIRING DIAGRAM INTERIOR LIGHTING, (PREMIUM LIGHTING)
-  8W-44-12 - WIRING DIAGRAM INTERIOR LIGHTING, (PREMIUM LIGHTING)
- ⊕ LAMP-TAIL STOP 3
  -  8W-45-22 - WIRING DIAGRAM BODY CONTROL MODULE, (EXCEPT CHASSIS CAB)
  -  8W-15-24 - WIRING DIAGRAM GROUND DISTRIBUTION
  -  8W-51-7 - WIRING DIAGRAM REAR LIGHTING
- ⊕ LAMP-TAIL-LEFT
  -  8W-45-25 - WIRING DIAGRAM BODY CONTROL MODULE, (CHASSIS CAB)
  -  8W-45-21 - WIRING DIAGRAM BODY CONTROL MODULE, (EXCEPT CHASSIS CAB)
  -  8W-15-22 - WIRING DIAGRAM GROUND DISTRIBUTION
  -  8W-15-23 - WIRING DIAGRAM GROUND DISTRIBUTION
  -  8W-15-25 - WIRING DIAGRAM GROUND DISTRIBUTION
  -  8W-51-4 - WIRING DIAGRAM REAR LIGHTING, (CHASSIS CAB)
  -  8W-51-3 - WIRING DIAGRAM REAR LIGHTING, (EXCEPT CHASSIS CAB)
  -  8W-52-4 - WIRING DIAGRAM TURN SIGNALS
  -  8W-52-5 - WIRING DIAGRAM TURN SIGNALS, (ADDITIONAL TURN SIGNAL LAMPS)
  -  8W-39-15 - WIRING DIAGRAM VEHICLE THEFT SECURITY SYSTEM, (CHASSIS CAB)
  -  8W-39-14 - WIRING DIAGRAM VEHICLE THEFT SECURITY SYSTEM, (EXCEPT CHASSIS CAB)
- ⊕ LAMP-TAIL-RIGHT
  -  8W-45-26 - WIRING DIAGRAM BODY CONTROL MODULE, (CHASSIS CAB)
  -  8W-45-22 - WIRING DIAGRAM BODY CONTROL MODULE, (EXCEPT CHASSIS CAB)
  -  8W-15-22 - WIRING DIAGRAM GROUND DISTRIBUTION
  -  8W-15-23 - WIRING DIAGRAM GROUND DISTRIBUTION
  -  8W-15-25 - WIRING DIAGRAM GROUND DISTRIBUTION
  -  8W-51-6 - WIRING DIAGRAM REAR LIGHTING, (CHASSIS CAB)
  -  8W-51-5 - WIRING DIAGRAM REAR LIGHTING, (EXCEPT CHASSIS CAB)
  -  8W-52-4 - WIRING DIAGRAM TURN SIGNALS
  -  8W-52-5 - WIRING DIAGRAM TURN SIGNALS, (ADDITIONAL TURN SIGNAL LAMPS)
  -  8W-39-17 - WIRING DIAGRAM VEHICLE THEFT SECURITY SYSTEM, (CHASSIS CAB)
  -  8W-39-16 - WIRING DIAGRAM VEHICLE THEFT SECURITY SYSTEM, (EXCEPT CHASSIS CAB)
- ⊕ LAMP-WORKING 1
  -  8W-44-10 - WIRING DIAGRAM INTERIOR LIGHTING
  -  8W-44-4 - WIRING DIAGRAM INTERIOR LIGHTING, (PREMIUM LIGHTING)
  -  8W-44-5 - WIRING DIAGRAM INTERIOR LIGHTING, (PREMIUM LIGHTING)
- ⊕ LAMP-WORKING 2
  -  8W-44-10 - WIRING DIAGRAM INTERIOR LIGHTING
  -  8W-44-4 - WIRING DIAGRAM INTERIOR LIGHTING, (PREMIUM LIGHTING)
  -  8W-44-5 - WIRING DIAGRAM INTERIOR LIGHTING, (PREMIUM LIGHTING)
- ⊕ LATCH-DOOR-DRIVER
  -  8W-61-2 - WIRING DIAGRAM POWER DOOR LOCKS
  -  8W-39-7 - WIRING DIAGRAM VEHICLE THEFT SECURITY SYSTEM
- ⊕ LATCH-DOOR-LEFT REAR
  -  8W-45-14 - WIRING DIAGRAM BODY CONTROL MODULE
  -  8W-61-6 - WIRING DIAGRAM POWER DOOR LOCKS
- ⊕ LATCH-DOOR-LEFT SLIDING
  -  8W-45-14 - WIRING DIAGRAM BODY CONTROL MODULE
  -  8W-61-4 - WIRING DIAGRAM POWER DOOR LOCKS
  -  8W-39-8 - WIRING DIAGRAM VEHICLE THEFT SECURITY SYSTEM
- ⊕ LATCH-DOOR-PASSENGER
  -  8W-45-19 - WIRING DIAGRAM BODY CONTROL MODULE
  -  8W-61-5 - WIRING DIAGRAM POWER DOOR LOCKS
  -  8W-39-9 - WIRING DIAGRAM VEHICLE THEFT SECURITY SYSTEM
- ⊕ LATCH-DOOR-REAR
  -  8W-45-23 - WIRING DIAGRAM BODY CONTROL MODULE
  -  8W-61-5 - WIRING DIAGRAM POWER DOOR LOCKS
  -  8W-39-9 - WIRING DIAGRAM VEHICLE THEFT SECURITY SYSTEM
- ⊕ LATCH-DOOR-RIGHT REAR
  -  8W-45-20 - WIRING DIAGRAM BODY CONTROL MODULE
  -  8W-61-6 - WIRING DIAGRAM POWER DOOR LOCKS
- ⊕ LATCH-DOOR-RIGHT SLIDING
  -  8W-45-14 - WIRING DIAGRAM BODY CONTROL MODULE
  -  8W-61-4 - WIRING DIAGRAM POWER DOOR LOCKS
  -  8W-39-8 - WIRING DIAGRAM VEHICLE THEFT SECURITY SYSTEM
- ⊕ MICROPHONE-HANDS FREE
  -  8W-55-2 - WIRING DIAGRAM NAVIGATION/TELECOMMUNICATIONS, (LINKED)
- ⊕ MIRROR-OUTSIDE REARVIEW-LEFT
  -  8W-56-8 - WIRING DIAGRAM CONVENIENCE SYSTEMS, (PARK ASSIST)
  -  8W-62-4 - WIRING DIAGRAM POWER MIRRORS
- ⊕ MIRROR-OUTSIDE REARVIEW-RIGHT
  -  8W-45-20 - WIRING DIAGRAM BODY CONTROL MODULE
  -  8W-56-8 - WIRING DIAGRAM CONVENIENCE SYSTEMS, (PARK ASSIST)
  -  8W-15-21 - WIRING DIAGRAM GROUND DISTRIBUTION






























- 8W-62-3 - WIRING DIAGRAM POWER MIRRORS
- + MODULE-ADAPTIVE LIGHTING
  - 8W-18-7 - WIRING DIAGRAM BUS COMMUNICATIONS
  - 8W-50-9 - WIRING DIAGRAM FRONT LIGHTING, (XENON)
  - 8W-50-10 - WIRING DIAGRAM FRONT LIGHTING, (XENON)
  - 8W-11-23 - WIRING DIAGRAM FUSE/RELAY BLOCK
  - 8W-15-6 - WIRING DIAGRAM GROUND DISTRIBUTION
  - 8W-52-3 - WIRING DIAGRAM TURN SIGNALS
- + MODULE-ADDITIONAL TURN SIGNAL CONTROL
  - 8W-45-14 - WIRING DIAGRAM BODY CONTROL MODULE
  - 8W-11-40 - WIRING DIAGRAM FUSE/RELAY BLOCK
  - 8W-15-18 - WIRING DIAGRAM GROUND DISTRIBUTION
  - 8W-51-4 - WIRING DIAGRAM REAR LIGHTING, (CHASSIS CAB)
  - 8W-51-6 - WIRING DIAGRAM REAR LIGHTING, (CHASSIS CAB)
  - 8W-51-3 - WIRING DIAGRAM REAR LIGHTING, (EXCEPT CHASSIS CAB)
  - 8W-51-5 - WIRING DIAGRAM REAR LIGHTING, (EXCEPT CHASSIS CAB)
  - 8W-52-5 - WIRING DIAGRAM TURN SIGNALS, (ADDITIONAL TURN SIGNAL LAMPS)
  - 8W-39-15 - WIRING DIAGRAM VEHICLE THEFT SECURITY SYSTEM, (CHASSIS CAB)
  - 8W-39-17 - WIRING DIAGRAM VEHICLE THEFT SECURITY SYSTEM, (CHASSIS CAB)
  - 8W-39-14 - WIRING DIAGRAM VEHICLE THEFT SECURITY SYSTEM, (EXCEPT CHASSIS CAB)
  - 8W-39-16 - WIRING DIAGRAM VEHICLE THEFT SECURITY SYSTEM, (EXCEPT CHASSIS CAB)
- + MODULE-ANTI-LOCK BRAKES
  - 8W-35-2 - WIRING DIAGRAM ANTILOCK BRAKES
  - 8W-35-3 - WIRING DIAGRAM ANTILOCK BRAKES
  - 8W-35-4 - WIRING DIAGRAM ANTILOCK BRAKES
  - 8W-45-27 - WIRING DIAGRAM BODY CONTROL MODULE, (CHASSIS CAB)
  - 8W-18-6 - WIRING DIAGRAM BUS COMMUNICATIONS
  - 8W-11-23 - WIRING DIAGRAM FUSE/RELAY BLOCK
  - 8W-11-28 - WIRING DIAGRAM FUSE/RELAY BLOCK
  - 8W-15-3 - WIRING DIAGRAM GROUND DISTRIBUTION
  - 8W-15-10 - WIRING DIAGRAM GROUND DISTRIBUTION
  - 8W-51-2 - WIRING DIAGRAM REAR LIGHTING
  - 8W-54-3 - WIRING DIAGRAM TRAILER TOW
- + MODULE-AUXILIARY HEATER 1
  - 8W-42-19 - WIRING DIAGRAM AIR CONDITIONING/HEATER, (AUXILIARY HEATER 1)
  - 8W-18-5 - WIRING DIAGRAM BUS COMMUNICATIONS
  - 8W-11-42 - WIRING DIAGRAM FUSE/RELAY BLOCK
- + MODULE-AUXILIARY HEATER 2
  - 8W-42-20 - WIRING DIAGRAM AIR CONDITIONING/HEATER, (AUXILIARY HEATER 2)
  - 8W-42-21 - WIRING DIAGRAM AIR CONDITIONING/HEATER, (AUXILIARY HEATER 2 WITH HEATER - RADIO SIGNAL RECEIVER)
  - 8W-42-22 - WIRING DIAGRAM AIR CONDITIONING/HEATER, (AUXILIARY HEATER 2 WITH HEATER - RADIO SIGNAL RECEIVER)
  - 8W-42-23 - WIRING DIAGRAM AIR CONDITIONING/HEATER, (AUXILIARY HEATER 2 WITHOUT HEATER - RADIO SIGNAL RECEIVER)
  - 8W-18-5 - WIRING DIAGRAM BUS COMMUNICATIONS
  - 8W-11-42 - WIRING DIAGRAM FUSE/RELAY BLOCK
- + MODULE-BODY CONTROL
  - 8W-42-17 - WIRING DIAGRAM AIR CONDITIONING/HEATER, (MTC)
  - 8W-35-3 - WIRING DIAGRAM ANTILOCK BRAKES
  - 8W-47-7 - WIRING DIAGRAM AUDIO/VIDEO SYSTEM, (PREINSTALLATION)
  - 8W-45-2 - WIRING DIAGRAM BODY CONTROL MODULE
  - 8W-45-3 - WIRING DIAGRAM BODY CONTROL MODULE
  - 8W-45-4 - WIRING DIAGRAM BODY CONTROL MODULE
  - 8W-45-5 - WIRING DIAGRAM BODY CONTROL MODULE
  - 8W-45-6 - WIRING DIAGRAM BODY CONTROL MODULE
  - 8W-45-7 - WIRING DIAGRAM BODY CONTROL MODULE
  - 8W-45-8 - WIRING DIAGRAM BODY CONTROL MODULE
  - 8W-45-9 - WIRING DIAGRAM BODY CONTROL MODULE
  - 8W-45-10 - WIRING DIAGRAM BODY CONTROL MODULE
  - 8W-45-11 - WIRING DIAGRAM BODY CONTROL MODULE
  - 8W-45-12 - WIRING DIAGRAM BODY CONTROL MODULE
  - 8W-45-13 - WIRING DIAGRAM BODY CONTROL MODULE
  - 8W-45-14 - WIRING DIAGRAM BODY CONTROL MODULE
  - 8W-45-15 - WIRING DIAGRAM BODY CONTROL MODULE
  - 8W-45-16 - WIRING DIAGRAM BODY CONTROL MODULE
  - 8W-45-17 - WIRING DIAGRAM BODY CONTROL MODULE
  - 8W-45-18 - WIRING DIAGRAM BODY CONTROL MODULE
  - 8W-45-19 - WIRING DIAGRAM BODY CONTROL MODULE
  - 8W-45-20 - WIRING DIAGRAM BODY CONTROL MODULE
  - 8W-45-23 - WIRING DIAGRAM BODY CONTROL MODULE
  - 8W-45-24 - WIRING DIAGRAM BODY CONTROL MODULE
  - 8W-45-25 - WIRING DIAGRAM BODY CONTROL MODULE, (CHASSIS CAB)
  - 8W-45-26 - WIRING DIAGRAM BODY CONTROL MODULE, (CHASSIS CAB)
  - 8W-45-27 - WIRING DIAGRAM BODY CONTROL MODULE, (CHASSIS CAB)














8W-45-21 - WIRING DIAGRAM BODY CONTROL MODULE, (EXCEPT CHASSIS CAB)  
8W-45-22 - WIRING DIAGRAM BODY CONTROL MODULE, (EXCEPT CHASSIS CAB)  
8W-18-4 - WIRING DIAGRAM BUS COMMUNICATIONS  
8W-56-2 - WIRING DIAGRAM CONVENIENCE SYSTEMS, (PROGRAMMABLE SPECIAL MODULE)  
8W-50-2 - WIRING DIAGRAM FRONT LIGHTING  
8W-50-3 - WIRING DIAGRAM FRONT LIGHTING  
8W-50-4 - WIRING DIAGRAM FRONT LIGHTING  
8W-50-5 - WIRING DIAGRAM FRONT LIGHTING, (EXCEPT XENON)  
8W-50-6 - WIRING DIAGRAM FRONT LIGHTING, (EXCEPT XENON)  
8W-50-7 - WIRING DIAGRAM FRONT LIGHTING, (XENON)  
8W-50-8 - WIRING DIAGRAM FRONT LIGHTING, (XENON)  
8W-30-34 - WIRING DIAGRAM FUEL/IGNITION SYSTEM, (DIESEL)  
8W-30-3 - WIRING DIAGRAM FUEL/IGNITION SYSTEM, (GAS)  
8W-11-15 - WIRING DIAGRAM FUSE/RELAY BLOCK  
8W-11-16 - WIRING DIAGRAM FUSE/RELAY BLOCK  
8W-11-18 - WIRING DIAGRAM FUSE/RELAY BLOCK  
8W-11-21 - WIRING DIAGRAM FUSE/RELAY BLOCK  
8W-11-22 - WIRING DIAGRAM FUSE/RELAY BLOCK  
8W-11-23 - WIRING DIAGRAM FUSE/RELAY BLOCK  
8W-11-35 - WIRING DIAGRAM FUSE/RELAY BLOCK  
8W-11-36 - WIRING DIAGRAM FUSE/RELAY BLOCK  
8W-11-37 - WIRING DIAGRAM FUSE/RELAY BLOCK  
8W-11-39 - WIRING DIAGRAM FUSE/RELAY BLOCK  
8W-15-6 - WIRING DIAGRAM GROUND DISTRIBUTION  
8W-15-21 - WIRING DIAGRAM GROUND DISTRIBUTION  
8W-15-27 - WIRING DIAGRAM GROUND DISTRIBUTION  
8W-41-2 - WIRING DIAGRAM HORN/CIGAR LIGHTER/POWER OUTLET  
8W-41-3 - WIRING DIAGRAM HORN/CIGAR LIGHTER/POWER OUTLET  
8W-40-2 - WIRING DIAGRAM INSTRUMENT CLUSTER  
8W-44-2 - WIRING DIAGRAM INTERIOR LIGHTING  
8W-44-3 - WIRING DIAGRAM INTERIOR LIGHTING  
8W-44-11 - WIRING DIAGRAM INTERIOR LIGHTING, (BASE LIGHTING)  
8W-44-4 - WIRING DIAGRAM INTERIOR LIGHTING, (PREMIUM LIGHTING)  
8W-44-5 - WIRING DIAGRAM INTERIOR LIGHTING, (PREMIUM LIGHTING)  
8W-44-7 - WIRING DIAGRAM INTERIOR LIGHTING, (PREMIUM LIGHTING)  
8W-44-9 - WIRING DIAGRAM INTERIOR LIGHTING, (PREMIUM LIGHTING)  
8W-49-2 - WIRING DIAGRAM OVERHEAD CONSOLE  
8W-49-3 - WIRING DIAGRAM OVERHEAD CONSOLE  
8W-10-9 - WIRING DIAGRAM POWER DISTRIBUTION  
8W-10-10 - WIRING DIAGRAM POWER DISTRIBUTION  
8W-61-3 - WIRING DIAGRAM POWER DOOR LOCKS  
8W-61-4 - WIRING DIAGRAM POWER DOOR LOCKS  
8W-61-5 - WIRING DIAGRAM POWER DOOR LOCKS  
8W-61-6 - WIRING DIAGRAM POWER DOOR LOCKS  
8W-62-2 - WIRING DIAGRAM POWER MIRRORS  
8W-62-3 - WIRING DIAGRAM POWER MIRRORS  
8W-60-3 - WIRING DIAGRAM POWER WINDOWS  
8W-51-7 - WIRING DIAGRAM REAR LIGHTING  
8W-51-4 - WIRING DIAGRAM REAR LIGHTING, (CHASSIS CAB)  
8W-51-6 - WIRING DIAGRAM REAR LIGHTING, (CHASSIS CAB)  
8W-51-3 - WIRING DIAGRAM REAR LIGHTING, (EXCEPT CHASSIS CAB)  
8W-51-5 - WIRING DIAGRAM REAR LIGHTING, (EXCEPT CHASSIS CAB)  
8W-48-6 - WIRING DIAGRAM REAR WINDOW DEFOGGER  
8W-48-3 - WIRING DIAGRAM REAR WINDOW DEFOGGER, (ATA)  
8W-48-4 - WIRING DIAGRAM REAR WINDOW DEFOGGER, (ATA)  
8W-48-5 - WIRING DIAGRAM REAR WINDOW DEFOGGER, (EXCEPT ATA)  
8W-21-2 - WIRING DIAGRAM STARTING SYSTEM  
8W-31-4 - WIRING DIAGRAM TRANSMISSION CONTROL SYSTEM  
8W-52-2 - WIRING DIAGRAM TURN SIGNALS  
8W-52-4 - WIRING DIAGRAM TURN SIGNALS  
8W-52-5 - WIRING DIAGRAM TURN SIGNALS, (ADDITIONAL TURN SIGNAL LAMPS)  
8W-33-3 - WIRING DIAGRAM VEHICLE SPEED CONTROL  
8W-39-3 - WIRING DIAGRAM VEHICLE THEFT SECURITY SYSTEM  
8W-39-4 - WIRING DIAGRAM VEHICLE THEFT SECURITY SYSTEM  
8W-39-6 - WIRING DIAGRAM VEHICLE THEFT SECURITY SYSTEM  
8W-39-8 - WIRING DIAGRAM VEHICLE THEFT SECURITY SYSTEM  
8W-39-9 - WIRING DIAGRAM VEHICLE THEFT SECURITY SYSTEM  
8W-39-15 - WIRING DIAGRAM VEHICLE THEFT SECURITY SYSTEM, (CHASSIS CAB)  
8W-39-17 - WIRING DIAGRAM VEHICLE THEFT SECURITY SYSTEM, (CHASSIS CAB)  
8W-39-14 - WIRING DIAGRAM VEHICLE THEFT SECURITY SYSTEM, (EXCEPT CHASSIS CAB)  
8W-39-16 - WIRING DIAGRAM VEHICLE THEFT SECURITY SYSTEM, (EXCEPT CHASSIS CAB)  
8W-39-10 - WIRING DIAGRAM VEHICLE THEFT SECURITY SYSTEM, (EXCEPT XENON)

-  8W-39-11 - WIRING DIAGRAM VEHICLE THEFT SECURITY SYSTEM, (EXCEPT XENON)
-  8W-39-12 - WIRING DIAGRAM VEHICLE THEFT SECURITY SYSTEM, (XENON)
-  8W-39-13 - WIRING DIAGRAM VEHICLE THEFT SECURITY SYSTEM, (XENON)
-  8W-53-2 - WIRING DIAGRAM WIPERS
-  8W-53-3 - WIRING DIAGRAM WIPERS
-  8W-53-4 - WIRING DIAGRAM WIPERS
-  8W-53-5 - WIRING DIAGRAM WIPERS
- ⊕ MODULE-DOOR DRIVER
  -  8W-44-15 - WIRING DIAGRAM INTERIOR LIGHTING
- ⊕ MODULE-DOOR-DRIVER
  -  8W-45-20 - WIRING DIAGRAM BODY CONTROL MODULE
  -  8W-18-4 - WIRING DIAGRAM BUS COMMUNICATIONS
  -  8W-11-28 - WIRING DIAGRAM FUSE/RELAY BLOCK
  -  8W-15-18 - WIRING DIAGRAM GROUND DISTRIBUTION
  -  8W-61-2 - WIRING DIAGRAM POWER DOOR LOCKS
  -  8W-61-3 - WIRING DIAGRAM POWER DOOR LOCKS
  -  8W-62-2 - WIRING DIAGRAM POWER MIRRORS
  -  8W-62-3 - WIRING DIAGRAM POWER MIRRORS
  -  8W-62-4 - WIRING DIAGRAM POWER MIRRORS
  -  8W-60-2 - WIRING DIAGRAM POWER WINDOWS
  -  8W-39-4 - WIRING DIAGRAM VEHICLE THEFT SECURITY SYSTEM
  -  8W-39-7 - WIRING DIAGRAM VEHICLE THEFT SECURITY SYSTEM
- ⊕ MODULE-ELECTRIC BRAKE CONTROL
  -  8W-54-2 - WIRING DIAGRAM TRAILER TOW
  -  8W-54-4 - WIRING DIAGRAM TRAILER TOW
- ⊕ MODULE-ENGINE CONTROL
  -  8W-42-12 - WIRING DIAGRAM AIR CONDITIONING/HEATER, (ATC)
  -  8W-42-18 - WIRING DIAGRAM AIR CONDITIONING/HEATER, (MTC)
  -  8W-18-2 - WIRING DIAGRAM BUS COMMUNICATIONS
  -  8W-18-6 - WIRING DIAGRAM BUS COMMUNICATIONS
  -  8W-20-2 - WIRING DIAGRAM CHARGING SYSTEM
  -  8W-30-18 - WIRING DIAGRAM FUEL/IGNITION SYSTEM, (DIESEL)
  -  8W-30-19 - WIRING DIAGRAM FUEL/IGNITION SYSTEM, (DIESEL)
  -  8W-30-20 - WIRING DIAGRAM FUEL/IGNITION SYSTEM, (DIESEL)
  -  8W-30-21 - WIRING DIAGRAM FUEL/IGNITION SYSTEM, (DIESEL)
  -  8W-30-22 - WIRING DIAGRAM FUEL/IGNITION SYSTEM, (DIESEL)
  -  8W-30-23 - WIRING DIAGRAM FUEL/IGNITION SYSTEM, (DIESEL)
  -  8W-30-24 - WIRING DIAGRAM FUEL/IGNITION SYSTEM, (DIESEL)
  -  8W-30-25 - WIRING DIAGRAM FUEL/IGNITION SYSTEM, (DIESEL)
  -  8W-30-26 - WIRING DIAGRAM FUEL/IGNITION SYSTEM, (DIESEL)
  -  8W-30-27 - WIRING DIAGRAM FUEL/IGNITION SYSTEM, (DIESEL)
  -  8W-30-28 - WIRING DIAGRAM FUEL/IGNITION SYSTEM, (DIESEL)
  -  8W-30-29 - WIRING DIAGRAM FUEL/IGNITION SYSTEM, (DIESEL)
  -  8W-30-30 - WIRING DIAGRAM FUEL/IGNITION SYSTEM, (DIESEL)
  -  8W-30-31 - WIRING DIAGRAM FUEL/IGNITION SYSTEM, (DIESEL)
  -  8W-30-32 - WIRING DIAGRAM FUEL/IGNITION SYSTEM, (DIESEL)
  -  8W-30-33 - WIRING DIAGRAM FUEL/IGNITION SYSTEM, (DIESEL)
  -  8W-30-34 - WIRING DIAGRAM FUEL/IGNITION SYSTEM, (DIESEL)
  -  8W-11-19 - WIRING DIAGRAM FUSE/RELAY BLOCK
  -  8W-11-20 - WIRING DIAGRAM FUSE/RELAY BLOCK
  -  8W-11-22 - WIRING DIAGRAM FUSE/RELAY BLOCK
  -  8W-11-24 - WIRING DIAGRAM FUSE/RELAY BLOCK
  -  8W-15-5 - WIRING DIAGRAM GROUND DISTRIBUTION
- ⊕ MODULE-FUEL PUMP
  -  8W-45-18 - WIRING DIAGRAM BODY CONTROL MODULE
  -  8W-30-34 - WIRING DIAGRAM FUEL/IGNITION SYSTEM, (DIESEL)
  -  8W-30-3 - WIRING DIAGRAM FUEL/IGNITION SYSTEM, (GAS)
  -  8W-11-18 - WIRING DIAGRAM FUSE/RELAY BLOCK
  -  8W-15-19 - WIRING DIAGRAM GROUND DISTRIBUTION
- ⊕ MODULE-GLOW PLUG
  -  8W-20-2 - WIRING DIAGRAM CHARGING SYSTEM
  -  8W-30-19 - WIRING DIAGRAM FUEL/IGNITION SYSTEM, (DIESEL)
  -  8W-30-20 - WIRING DIAGRAM FUEL/IGNITION SYSTEM, (DIESEL)
  -  8W-11-24 - WIRING DIAGRAM FUSE/RELAY BLOCK
  -  8W-15-10 - WIRING DIAGRAM GROUND DISTRIBUTION
  -  8W-10-5 - WIRING DIAGRAM POWER DISTRIBUTION
- ⊕ MODULE-HANDS FREE
  -  8W-55-4 - WIRING DIAGRAM NAVIGATION/TELECOMMUNICATIONS, (UNLINKED)
  -  8W-55-5 - WIRING DIAGRAM NAVIGATION/TELECOMMUNICATIONS, (UNLINKED)
- ⊕ MODULE-OCCUPANT RESTRAINT CONTROLLER
  -  8W-18-4 - WIRING DIAGRAM BUS COMMUNICATIONS
  -  8W-11-18 - WIRING DIAGRAM FUSE/RELAY BLOCK
























































- 8W-11-19 - WIRING DIAGRAM FUSE/RELAY BLOCK
- 8W-11-22 - WIRING DIAGRAM FUSE/RELAY BLOCK
- 8W-15-28 - WIRING DIAGRAM GROUND DISTRIBUTION
- 8W-43-2 - WIRING DIAGRAM OCCUPANT RESTRAINT SYSTEM
- 8W-43-3 - WIRING DIAGRAM OCCUPANT RESTRAINT SYSTEM
- 8W-43-4 - WIRING DIAGRAM OCCUPANT RESTRAINT SYSTEM
- 8W-43-5 - WIRING DIAGRAM OCCUPANT RESTRAINT SYSTEM, (HIGHLINE)
- 8W-43-6 - WIRING DIAGRAM OCCUPANT RESTRAINT SYSTEM, (HIGHLINE)
- 8W-43-7 - WIRING DIAGRAM OCCUPANT RESTRAINT SYSTEM, (HIGHLINE)
- 8W-18-5 - WIRING DIAGRAM BUS COMMUNICATIONS
    - 8W-56-7 - WIRING DIAGRAM CONVENIENCE SYSTEMS, (PARK ASSIST)
    - 8W-56-8 - WIRING DIAGRAM CONVENIENCE SYSTEMS, (PARK ASSIST)
    - 8W-56-10 - WIRING DIAGRAM CONVENIENCE SYSTEMS, (PARK ASSIST)
    - 8W-56-12 - WIRING DIAGRAM CONVENIENCE SYSTEMS, (PARK ASSIST)
    - 8W-11-40 - WIRING DIAGRAM FUSE/RELAY BLOCK
    - 8W-15-20 - WIRING DIAGRAM GROUND DISTRIBUTION
    - 8W-62-3 - WIRING DIAGRAM POWER MIRRORS
    - 8W-62-4 - WIRING DIAGRAM POWER MIRRORS
- 8W-18-2 - WIRING DIAGRAM BUS COMMUNICATIONS
    - 8W-18-6 - WIRING DIAGRAM BUS COMMUNICATIONS
    - 8W-20-2 - WIRING DIAGRAM CHARGING SYSTEM
    - 8W-30-2 - WIRING DIAGRAM FUEL/IGNITION SYSTEM, (GAS)
    - 8W-30-3 - WIRING DIAGRAM FUEL/IGNITION SYSTEM, (GAS)
    - 8W-30-5 - WIRING DIAGRAM FUEL/IGNITION SYSTEM, (GAS)
    - 8W-30-6 - WIRING DIAGRAM FUEL/IGNITION SYSTEM, (GAS)
    - 8W-30-7 - WIRING DIAGRAM FUEL/IGNITION SYSTEM, (GAS)
    - 8W-30-8 - WIRING DIAGRAM FUEL/IGNITION SYSTEM, (GAS)
    - 8W-30-9 - WIRING DIAGRAM FUEL/IGNITION SYSTEM, (GAS)
    - 8W-30-10 - WIRING DIAGRAM FUEL/IGNITION SYSTEM, (GAS)
    - 8W-30-11 - WIRING DIAGRAM FUEL/IGNITION SYSTEM, (GAS)
    - 8W-30-12 - WIRING DIAGRAM FUEL/IGNITION SYSTEM, (GAS)
    - 8W-30-13 - WIRING DIAGRAM FUEL/IGNITION SYSTEM, (GAS)
    - 8W-30-14 - WIRING DIAGRAM FUEL/IGNITION SYSTEM, (GAS)
    - 8W-30-15 - WIRING DIAGRAM FUEL/IGNITION SYSTEM, (GAS)
    - 8W-30-16 - WIRING DIAGRAM FUEL/IGNITION SYSTEM, (GAS)
    - 8W-30-17 - WIRING DIAGRAM FUEL/IGNITION SYSTEM, (GAS)
    - 8W-11-16 - WIRING DIAGRAM FUSE/RELAY BLOCK
    - 8W-11-19 - WIRING DIAGRAM FUSE/RELAY BLOCK
    - 8W-11-20 - WIRING DIAGRAM FUSE/RELAY BLOCK
    - 8W-15-5 - WIRING DIAGRAM GROUND DISTRIBUTION
    - 8W-10-10 - WIRING DIAGRAM POWER DISTRIBUTION
- 8W-18-5 - WIRING DIAGRAM BUS COMMUNICATIONS
    - 8W-56-2 - WIRING DIAGRAM CONVENIENCE SYSTEMS, (PROGRAMMABLE SPECIAL MODULE)
    - 8W-11-40 - WIRING DIAGRAM FUSE/RELAY BLOCK
    - 8W-15-18 - WIRING DIAGRAM GROUND DISTRIBUTION
    - 8W-33-3 - WIRING DIAGRAM VEHICLE SPEED CONTROL
- 8W-45-6 - WIRING DIAGRAM BODY CONTROL MODULE
    - 8W-18-4 - WIRING DIAGRAM BUS COMMUNICATIONS
    - 8W-50-2 - WIRING DIAGRAM FRONT LIGHTING
    - 8W-11-36 - WIRING DIAGRAM FUSE/RELAY BLOCK
    - 8W-11-41 - WIRING DIAGRAM FUSE/RELAY BLOCK
    - 8W-15-16 - WIRING DIAGRAM GROUND DISTRIBUTION
    - 8W-49-2 - WIRING DIAGRAM OVERHEAD CONSOLE
    - 8W-49-3 - WIRING DIAGRAM OVERHEAD CONSOLE
    - 8W-49-4 - WIRING DIAGRAM OVERHEAD CONSOLE
    - 8W-49-5 - WIRING DIAGRAM OVERHEAD CONSOLE
    - 8W-64-2 - WIRING DIAGRAM POWER SUNROOF
    - 8W-39-3 - WIRING DIAGRAM VEHICLE THEFT SECURITY SYSTEM
    - 8W-39-5 - WIRING DIAGRAM VEHICLE THEFT SECURITY SYSTEM
- 8W-11-16 - WIRING DIAGRAM FUSE/RELAY BLOCK
    - 8W-11-37 - WIRING DIAGRAM FUSE/RELAY BLOCK
    - 8W-15-11 - WIRING DIAGRAM GROUND DISTRIBUTION
    - 8W-10-10 - WIRING DIAGRAM POWER DISTRIBUTION
    - 8W-39-2 - WIRING DIAGRAM VEHICLE THEFT SECURITY SYSTEM
- 8W-18-7 - WIRING DIAGRAM BUS COMMUNICATIONS
    - 8W-11-18 - WIRING DIAGRAM FUSE/RELAY BLOCK

-  8W-11-19 - WIRING DIAGRAM FUSE/RELAY BLOCK
-  8W-11-37 - WIRING DIAGRAM FUSE/RELAY BLOCK
-  8W-15-11 - WIRING DIAGRAM GROUND DISTRIBUTION
-  8W-43-2 - WIRING DIAGRAM OCCUPANT RESTRAINT SYSTEM
-  8W-52-3 - WIRING DIAGRAM TURN SIGNALS
- + MODULE-TIRE PRESSURE MONITOR
  -  8W-18-5 - WIRING DIAGRAM BUS COMMUNICATIONS
  -  8W-11-40 - WIRING DIAGRAM FUSE/RELAY BLOCK
  -  8W-15-18 - WIRING DIAGRAM GROUND DISTRIBUTION
  -  8W-40-4 - WIRING DIAGRAM INSTRUMENT CLUSTER
  -  8W-40-5 - WIRING DIAGRAM INSTRUMENT CLUSTER
- + MODULE-TRAILER TOW LIGHTING
  -  8W-45-27 - WIRING DIAGRAM BODY CONTROL MODULE, (CHASSIS CAB)
  -  8W-18-4 - WIRING DIAGRAM BUS COMMUNICATIONS
  -  8W-11-33 - WIRING DIAGRAM FUSE/RELAY BLOCK
  -  8W-11-40 - WIRING DIAGRAM FUSE/RELAY BLOCK
  -  8W-15-27 - WIRING DIAGRAM GROUND DISTRIBUTION
  -  8W-51-2 - WIRING DIAGRAM REAR LIGHTING
  -  8W-54-2 - WIRING DIAGRAM TRAILER TOW
  -  8W-54-3 - WIRING DIAGRAM TRAILER TOW
  -  8W-54-4 - WIRING DIAGRAM TRAILER TOW
- + MODULE-TRANSMISSION CONTROL
  -  8W-18-7 - WIRING DIAGRAM BUS COMMUNICATIONS
  -  8W-11-33 - WIRING DIAGRAM FUSE/RELAY BLOCK
  -  8W-15-27 - WIRING DIAGRAM GROUND DISTRIBUTION
  -  8W-31-2 - WIRING DIAGRAM TRANSMISSION CONTROL SYSTEM
  -  8W-31-3 - WIRING DIAGRAM TRANSMISSION CONTROL SYSTEM
- + MONITOR-REAR CAMERA
  -  8W-56-3 - WIRING DIAGRAM CONVENIENCE SYSTEMS, (BACKUP CAMERA W/MONITOR)
  -  8W-56-4 - WIRING DIAGRAM CONVENIENCE SYSTEMS, (BACKUP CAMERA W/MONITOR)
  -  8W-11-33 - WIRING DIAGRAM FUSE/RELAY BLOCK
  -  8W-15-14 - WIRING DIAGRAM GROUND DISTRIBUTION
- + MOTOR-BLOWER
  -  8W-42-2 - WIRING DIAGRAM AIR CONDITIONING/HEATER, (ATC)
  -  8W-42-14 - WIRING DIAGRAM AIR CONDITIONING/HEATER, (MTC)
  -  8W-15-14 - WIRING DIAGRAM GROUND DISTRIBUTION
- + MOTOR-HEADLAMP WASHER
  -  8W-15-8 - WIRING DIAGRAM GROUND DISTRIBUTION
  -  8W-53-5 - WIRING DIAGRAM WIPERS
- + MOTOR-ROOF VENTILATOR
  -  8W-42-24 - WIRING DIAGRAM AIR CONDITIONING/HEATER, (ROOF VENTILATOR)
- + MOTOR-SUNROOF
  -  8W-49-5 - WIRING DIAGRAM OVERHEAD CONSOLE
  -  8W-64-2 - WIRING DIAGRAM POWER SUNROOF
- + MOTOR-VENT WINDOW-LEFT REAR
  -  8W-60-3 - WIRING DIAGRAM POWER WINDOWS
- + MOTOR-VENT WINDOW-RIGHT REAR
  -  8W-60-3 - WIRING DIAGRAM POWER WINDOWS
- + MOTOR-WASHER-WINDSHIELD
  -  8W-53-3 - WIRING DIAGRAM WIPERS
- + MOTOR-WINDOW-DRIVER
  -  8W-60-2 - WIRING DIAGRAM POWER WINDOWS
- + MOTOR-WINDOW-HINGED-LEFT
  -  8W-45-23 - WIRING DIAGRAM BODY CONTROL MODULE
- + MOTOR-WINDOW-HINGED-RIGHT
  -  8W-45-23 - WIRING DIAGRAM BODY CONTROL MODULE
- + MOTOR-WINDOW-PASSENGER
  -  8W-45-13 - WIRING DIAGRAM BODY CONTROL MODULE
  -  8W-60-3 - WIRING DIAGRAM POWER WINDOWS
- + MOTOR-WIPER-FRONT
  -  8W-45-18 - WIRING DIAGRAM BODY CONTROL MODULE
  -  8W-11-15 - WIRING DIAGRAM FUSE/RELAY BLOCK
  -  8W-15-5 - WIRING DIAGRAM GROUND DISTRIBUTION
  -  8W-53-2 - WIRING DIAGRAM WIPERS
  -  8W-53-3 - WIRING DIAGRAM WIPERS
- + MOTOR-WIPER-REAR DOOR-LEFT
  -  8W-45-24 - WIRING DIAGRAM BODY CONTROL MODULE
  -  8W-11-17 - WIRING DIAGRAM FUSE/RELAY BLOCK
  -  8W-11-41 - WIRING DIAGRAM FUSE/RELAY BLOCK
  -  8W-15-24 - WIRING DIAGRAM GROUND DISTRIBUTION
  -  8W-53-4 - WIRING DIAGRAM WIPERS
- + MOTOR-WIPER-REAR DOOR-RIGHT
  -  8W-45-24 - WIRING DIAGRAM BODY CONTROL MODULE













































-  8W-11-17 - WIRING DIAGRAM FUSE/RELAY BLOCK
-  8W-15-24 - WIRING DIAGRAM GROUND DISTRIBUTION
-  8W-53-4 - WIRING DIAGRAM WIPERS
- ⊕ POWER DISTRIBUTION CENTER
  -  8W-42-15 - WIRING DIAGRAM AIR CONDITIONING/HEATER, (MTC)
  -  8W-45-27 - WIRING DIAGRAM BODY CONTROL MODULE, (CHASSIS CAB)
  -  8W-30-17 - WIRING DIAGRAM FUEL/IGNITION SYSTEM, (GAS)
  -  8W-11-15 - WIRING DIAGRAM FUSE/RELAY BLOCK
  -  8W-11-16 - WIRING DIAGRAM FUSE/RELAY BLOCK
  -  8W-11-17 - WIRING DIAGRAM FUSE/RELAY BLOCK
  -  8W-11-18 - WIRING DIAGRAM FUSE/RELAY BLOCK
  -  8W-11-19 - WIRING DIAGRAM FUSE/RELAY BLOCK
  -  8W-11-21 - WIRING DIAGRAM FUSE/RELAY BLOCK
  -  8W-11-28 - WIRING DIAGRAM FUSE/RELAY BLOCK
  -  8W-11-29 - WIRING DIAGRAM FUSE/RELAY BLOCK
  -  8W-11-30 - WIRING DIAGRAM FUSE/RELAY BLOCK
  -  8W-11-31 - WIRING DIAGRAM FUSE/RELAY BLOCK
  -  8W-11-32 - WIRING DIAGRAM FUSE/RELAY BLOCK
  -  8W-11-39 - WIRING DIAGRAM FUSE/RELAY BLOCK
  -  8W-11-40 - WIRING DIAGRAM FUSE/RELAY BLOCK
  -  8W-11-41 - WIRING DIAGRAM FUSE/RELAY BLOCK
  -  8W-11-42 - WIRING DIAGRAM FUSE/RELAY BLOCK
  -  8W-11-43 - WIRING DIAGRAM FUSE/RELAY BLOCK
  -  8W-10-4 - WIRING DIAGRAM POWER DISTRIBUTION
  -  8W-10-5 - WIRING DIAGRAM POWER DISTRIBUTION
  -  8W-62-2 - WIRING DIAGRAM POWER MIRRORS
  -  8W-48-2 - WIRING DIAGRAM REAR WINDOW DEFOGGER
  -  8W-21-2 - WIRING DIAGRAM STARTING SYSTEM
  -  8W-53-2 - WIRING DIAGRAM WIPERS
- ⊕ POWER OUTLET-BOX SEAT LEFT
  -  8W-11-42 - WIRING DIAGRAM FUSE/RELAY BLOCK
  -  8W-15-18 - WIRING DIAGRAM GROUND DISTRIBUTION
  -  8W-41-5 - WIRING DIAGRAM HORN/CIGAR LIGHTER/POWER OUTLET
- ⊕ POWER OUTLET-FRONT
  -  8W-11-21 - WIRING DIAGRAM FUSE/RELAY BLOCK
  -  8W-15-12 - WIRING DIAGRAM GROUND DISTRIBUTION
  -  8W-41-2 - WIRING DIAGRAM HORN/CIGAR LIGHTER/POWER OUTLET
- ⊕ POWER OUTLET-LEFT REAR
  -  8W-11-42 - WIRING DIAGRAM FUSE/RELAY BLOCK
  -  8W-15-24 - WIRING DIAGRAM GROUND DISTRIBUTION
  -  8W-41-5 - WIRING DIAGRAM HORN/CIGAR LIGHTER/POWER OUTLET
- ⊕ POWER OUTLET-RIGHT REAR
  -  8W-11-42 - WIRING DIAGRAM FUSE/RELAY BLOCK
  -  8W-15-24 - WIRING DIAGRAM GROUND DISTRIBUTION
  -  8W-41-5 - WIRING DIAGRAM HORN/CIGAR LIGHTER/POWER OUTLET
- ⊕ PTC-HEATER
  -  8W-42-3 - WIRING DIAGRAM AIR CONDITIONING/HEATER, (ATC)
  -  8W-42-15 - WIRING DIAGRAM AIR CONDITIONING/HEATER, (MTC)
  -  8W-15-3 - WIRING DIAGRAM GROUND DISTRIBUTION
  -  8W-10-4 - WIRING DIAGRAM POWER DISTRIBUTION
- ⊕ PUMP-COMMON RAIL
  -  8W-30-32 - WIRING DIAGRAM FUEL/IGNITION SYSTEM, (DIESEL)
- ⊕ PUMP-DOSING-AUXILIARY HEAT
  -  8W-42-19 - WIRING DIAGRAM AIR CONDITIONING/HEATER, (AUXILIARY HEATER 1)
  -  8W-42-20 - WIRING DIAGRAM AIR CONDITIONING/HEATER, (AUXILIARY HEATER 2)
  -  8W-15-27 - WIRING DIAGRAM GROUND DISTRIBUTION
- ⊕ PUMP-ELECTRIC AIR
  -  8W-30-17 - WIRING DIAGRAM FUEL/IGNITION SYSTEM, (GAS)
- ⊕ PUMP-WASHER-REAR DOOR
  -  8W-45-17 - WIRING DIAGRAM BODY CONTROL MODULE
  -  8W-15-8 - WIRING DIAGRAM GROUND DISTRIBUTION
  -  8W-53-4 - WIRING DIAGRAM WIPERS
- ⊕ PUMP-WASHER-WINDSHIELD
  -  8W-45-16 - WIRING DIAGRAM BODY CONTROL MODULE
  -  8W-15-8 - WIRING DIAGRAM GROUND DISTRIBUTION
- ⊕ RADIO
  -  8W-47-2 - WIRING DIAGRAM AUDIO/VIDEO SYSTEM
  -  8W-47-3 - WIRING DIAGRAM AUDIO/VIDEO SYSTEM
  -  8W-47-6 - WIRING DIAGRAM AUDIO/VIDEO SYSTEM
  -  8W-47-4 - WIRING DIAGRAM AUDIO/VIDEO SYSTEM, (SOUND 20 RADIO)
  -  8W-47-5 - WIRING DIAGRAM AUDIO/VIDEO SYSTEM, (SOUND 5 RADIO EXCEPT PREINSTALLATION)
  -  8W-18-3 - WIRING DIAGRAM BUS COMMUNICATIONS


























































-  8W-56-5 - WIRING DIAGRAM CONVENIENCE SYSTEMS, (BACKUP CAMERA W/MONITOR)
-  8W-56-6 - WIRING DIAGRAM CONVENIENCE SYSTEMS, (BACKUP CAMERA W/MONITOR)
-  8W-11-30 - WIRING DIAGRAM FUSE/RELAY BLOCK
-  8W-15-10 - WIRING DIAGRAM GROUND DISTRIBUTION
-  8W-55-2 - WIRING DIAGRAM NAVIGATION/TELECOMMUNICATIONS, (LINKED)
- + REGULATOR-BLOWER MOTOR
  -  8W-42-2 - WIRING DIAGRAM AIR CONDITIONING/HEATER, (ATC)
  -  8W-15-13 - WIRING DIAGRAM GROUND DISTRIBUTION
- + RELAY BLOCK
  -  8W-45-7 - WIRING DIAGRAM BODY CONTROL MODULE
  -  8W-45-13 - WIRING DIAGRAM BODY CONTROL MODULE
  -  8W-11-12 - WIRING DIAGRAM FUSE/RELAY BLOCK
  -  8W-11-29 - WIRING DIAGRAM FUSE/RELAY BLOCK
  -  8W-11-34 - WIRING DIAGRAM FUSE/RELAY BLOCK
  -  8W-11-39 - WIRING DIAGRAM FUSE/RELAY BLOCK
  -  8W-11-41 - WIRING DIAGRAM FUSE/RELAY BLOCK
  -  8W-15-18 - WIRING DIAGRAM GROUND DISTRIBUTION
  -  8W-15-26 - WIRING DIAGRAM GROUND DISTRIBUTION
  -  8W-44-6 - WIRING DIAGRAM INTERIOR LIGHTING, (PREMIUM LIGHTING)
  -  8W-10-9 - WIRING DIAGRAM POWER DISTRIBUTION
  -  8W-53-5 - WIRING DIAGRAM WIPERS
- + RELAY-ADDITIONAL-TERMINAL 15
  -  8W-42-24 - WIRING DIAGRAM AIR CONDITIONING/HEATER, (ROOF VENTILATOR)
  -  8W-11-21 - WIRING DIAGRAM FUSE/RELAY BLOCK
  -  8W-11-33 - WIRING DIAGRAM FUSE/RELAY BLOCK
  -  8W-15-19 - WIRING DIAGRAM GROUND DISTRIBUTION
  -  8W-40-3 - WIRING DIAGRAM INSTRUMENT CLUSTER
  -  8W-10-6 - WIRING DIAGRAM POWER DISTRIBUTION
  -  8W-51-2 - WIRING DIAGRAM REAR LIGHTING
  -  8W-31-2 - WIRING DIAGRAM TRANSMISSION CONTROL SYSTEM
  -  8W-31-4 - WIRING DIAGRAM TRANSMISSION CONTROL SYSTEM
- + RELAY-AUXILIARY FAN
  -  8W-42-4 - WIRING DIAGRAM AIR CONDITIONING/HEATER, (ATC)
  -  8W-15-4 - WIRING DIAGRAM GROUND DISTRIBUTION
  -  8W-10-8 - WIRING DIAGRAM POWER DISTRIBUTION
- + RELAY-AUXILIARY FAN-ROOF
  -  8W-42-5 - WIRING DIAGRAM AIR CONDITIONING/HEATER, (ATC)
  -  8W-15-17 - WIRING DIAGRAM GROUND DISTRIBUTION
  -  8W-10-8 - WIRING DIAGRAM POWER DISTRIBUTION
- + RELAY-BATTERY ISOLATOR
  -  8W-45-2 - WIRING DIAGRAM BODY CONTROL MODULE
  -  8W-11-39 - WIRING DIAGRAM FUSE/RELAY BLOCK
  -  8W-15-18 - WIRING DIAGRAM GROUND DISTRIBUTION
  -  8W-10-5 - WIRING DIAGRAM POWER DISTRIBUTION
  -  8W-10-9 - WIRING DIAGRAM POWER DISTRIBUTION
- + RELAY-BLOWER VENT
  -  8W-42-21 - WIRING DIAGRAM AIR CONDITIONING/HEATER, (AUXILIARY HEATER 2 WITH HEATER - RADIO SIGNAL RECEIVER)
  -  8W-11-30 - WIRING DIAGRAM FUSE/RELAY BLOCK
  -  8W-15-26 - WIRING DIAGRAM GROUND DISTRIBUTION
- + RELAY-BODY HORN
  -  8W-11-41 - WIRING DIAGRAM FUSE/RELAY BLOCK
- + RELAY-BODY MANUFACTURER 15
  -  8W-11-39 - WIRING DIAGRAM FUSE/RELAY BLOCK
- + RELAY-BODY MANUFACTURER D(+)
  -  8W-11-39 - WIRING DIAGRAM FUSE/RELAY BLOCK
- + RELAY-ELECTRIC AIR PUMP
  -  8W-30-17 - WIRING DIAGRAM FUEL/IGNITION SYSTEM, (GAS)
  -  8W-11-19 - WIRING DIAGRAM FUSE/RELAY BLOCK
  -  8W-10-5 - WIRING DIAGRAM POWER DISTRIBUTION
- + RELAY-ENGINE CONTROL
  -  8W-30-18 - WIRING DIAGRAM FUEL/IGNITION SYSTEM, (DIESEL)
  -  8W-30-34 - WIRING DIAGRAM FUEL/IGNITION SYSTEM, (DIESEL)
  -  8W-30-2 - WIRING DIAGRAM FUEL/IGNITION SYSTEM, (GAS)
  -  8W-30-3 - WIRING DIAGRAM FUEL/IGNITION SYSTEM, (GAS)
  -  8W-30-4 - WIRING DIAGRAM FUEL/IGNITION SYSTEM, (GAS)
  -  8W-11-19 - WIRING DIAGRAM FUSE/RELAY BLOCK
  -  8W-10-10 - WIRING DIAGRAM POWER DISTRIBUTION
- + RELAY-FUEL PUMP
  -  8W-30-34 - WIRING DIAGRAM FUEL/IGNITION SYSTEM, (DIESEL)
  -  8W-30-3 - WIRING DIAGRAM FUEL/IGNITION SYSTEM, (GAS)
  -  8W-11-18 - WIRING DIAGRAM FUSE/RELAY BLOCK
  -  8W-11-19 - WIRING DIAGRAM FUSE/RELAY BLOCK





























































- + RELAY-HEADLAMP WASHER
  - 8W-11-29 - WIRING DIAGRAM FUSE/RELAY BLOCK
  - 8W-53-5 - WIRING DIAGRAM WIPERS
- + RELAY-HEATED WINDSHIELD
  - 8W-45-18 - WIRING DIAGRAM BODY CONTROL MODULE
  - 8W-15-20 - WIRING DIAGRAM GROUND DISTRIBUTION
  - 8W-48-6 - WIRING DIAGRAM REAR WINDOW DEFOGGER
- + RELAY-HORN
  - 8W-45-27 - WIRING DIAGRAM BODY CONTROL MODULE, (CHASSIS CAB)
  - 8W-11-15 - WIRING DIAGRAM FUSE/RELAY BLOCK
  - 8W-41-2 - WIRING DIAGRAM HORN/CIGAR LIGHTER/POWER OUTLET
  - 8W-39-2 - WIRING DIAGRAM VEHICLE THEFT SECURITY SYSTEM
- + RELAY-ILLUMINATION
  - 8W-45-7 - WIRING DIAGRAM BODY CONTROL MODULE
  - 8W-44-6 - WIRING DIAGRAM INTERIOR LIGHTING, (PREMIUM LIGHTING)
- + RELAY-REAR WINDOW DEFOGGER 1
  - 8W-45-13 - WIRING DIAGRAM BODY CONTROL MODULE
  - 8W-11-42 - WIRING DIAGRAM FUSE/RELAY BLOCK
  - 8W-15-26 - WIRING DIAGRAM GROUND DISTRIBUTION
  - 8W-48-2 - WIRING DIAGRAM REAR WINDOW DEFOGGER
  - 8W-48-3 - WIRING DIAGRAM REAR WINDOW DEFOGGER, (ATA)
  - 8W-48-5 - WIRING DIAGRAM REAR WINDOW DEFOGGER, (EXCEPT ATA)
- + RELAY-REAR WINDOW DEFOGGER 2
  - 8W-45-8 - WIRING DIAGRAM BODY CONTROL MODULE
  - 8W-45-13 - WIRING DIAGRAM BODY CONTROL MODULE
  - 8W-11-17 - WIRING DIAGRAM FUSE/RELAY BLOCK
  - 8W-11-42 - WIRING DIAGRAM FUSE/RELAY BLOCK
  - 8W-48-2 - WIRING DIAGRAM REAR WINDOW DEFOGGER
  - 8W-48-4 - WIRING DIAGRAM REAR WINDOW DEFOGGER, (ATA)
- + RELAY-RELIEF-TERMINAL 15
  - 8W-11-17 - WIRING DIAGRAM FUSE/RELAY BLOCK
  - 8W-11-18 - WIRING DIAGRAM FUSE/RELAY BLOCK
  - 8W-15-26 - WIRING DIAGRAM GROUND DISTRIBUTION
  - 8W-10-6 - WIRING DIAGRAM POWER DISTRIBUTION
  - 8W-62-2 - WIRING DIAGRAM POWER MIRRORS
- + RELAY-STARTER
  - 8W-45-27 - WIRING DIAGRAM BODY CONTROL MODULE, (CHASSIS CAB)
  - 8W-11-19 - WIRING DIAGRAM FUSE/RELAY BLOCK
  - 8W-11-22 - WIRING DIAGRAM FUSE/RELAY BLOCK
- + RELAY-TERMINAL 15
  - 8W-42-17 - WIRING DIAGRAM AIR CONDITIONING/HEATER, (MTC)
  - 8W-45-27 - WIRING DIAGRAM BODY CONTROL MODULE, (CHASSIS CAB)
  - 8W-18-2 - WIRING DIAGRAM BUS COMMUNICATIONS
  - 8W-11-15 - WIRING DIAGRAM FUSE/RELAY BLOCK
  - 8W-11-21 - WIRING DIAGRAM FUSE/RELAY BLOCK
  - 8W-11-22 - WIRING DIAGRAM FUSE/RELAY BLOCK
  - 8W-11-23 - WIRING DIAGRAM FUSE/RELAY BLOCK
  - 8W-41-2 - WIRING DIAGRAM HORN/CIGAR LIGHTER/POWER OUTLET
  - 8W-40-2 - WIRING DIAGRAM INSTRUMENT CLUSTER
  - 8W-44-2 - WIRING DIAGRAM INTERIOR LIGHTING
  - 8W-44-13 - WIRING DIAGRAM INTERIOR LIGHTING
- + RELAY-TERMINAL 15R
  - 8W-47-7 - WIRING DIAGRAM AUDIO/VIDEO SYSTEM, (PREINSTALLATION)
  - 8W-45-27 - WIRING DIAGRAM BODY CONTROL MODULE, (CHASSIS CAB)
  - 8W-11-18 - WIRING DIAGRAM FUSE/RELAY BLOCK
  - 8W-41-4 - WIRING DIAGRAM HORN/CIGAR LIGHTER/POWER OUTLET
  - 8W-62-2 - WIRING DIAGRAM POWER MIRRORS
- + RELAY-WIPER 1/2-FRONT
  - 8W-45-27 - WIRING DIAGRAM BODY CONTROL MODULE, (CHASSIS CAB)
  - 8W-11-15 - WIRING DIAGRAM FUSE/RELAY BLOCK
  - 8W-53-2 - WIRING DIAGRAM WIPERS
- + RELAY-WIPER ON/OFF-FRONT
  - 8W-45-27 - WIRING DIAGRAM BODY CONTROL MODULE, (CHASSIS CAB)
  - 8W-11-15 - WIRING DIAGRAM FUSE/RELAY BLOCK
  - 8W-53-2 - WIRING DIAGRAM WIPERS
- + RESISOR-BLOWER MOTOR-ADDITIONAL
  - 8W-42-14 - WIRING DIAGRAM AIR CONDITIONING/HEATER, (MTC)
- + S100
  - 8W-20-2 - WIRING DIAGRAM CHARGING SYSTEM
  - 8W-30-20 - WIRING DIAGRAM FUEL/IGNITION SYSTEM, (DIESEL)
- + S101
  - 8W-30-19 - WIRING DIAGRAM FUEL/IGNITION SYSTEM, (DIESEL)
- + S102


























































-  8W-30-19 - WIRING DIAGRAM FUEL/IGNITION SYSTEM, (DIESEL)
-  8W-30-20 - WIRING DIAGRAM FUEL/IGNITION SYSTEM, (DIESEL)
-  8W-11-24 - WIRING DIAGRAM FUSE/RELAY BLOCK
- + S103
  -  8W-30-24 - WIRING DIAGRAM FUEL/IGNITION SYSTEM, (DIESEL)
  -  8W-11-22 - WIRING DIAGRAM FUSE/RELAY BLOCK
- + S104
  -  8W-30-10 - WIRING DIAGRAM FUEL/IGNITION SYSTEM, (GAS)
  -  8W-30-11 - WIRING DIAGRAM FUEL/IGNITION SYSTEM, (GAS)
  -  8W-15-7 - WIRING DIAGRAM GROUND DISTRIBUTION, (GAS)
- + S105
  -  8W-30-10 - WIRING DIAGRAM FUEL/IGNITION SYSTEM, (GAS)
  -  8W-30-11 - WIRING DIAGRAM FUEL/IGNITION SYSTEM, (GAS)
  -  8W-15-7 - WIRING DIAGRAM GROUND DISTRIBUTION, (GAS)
- + S106
  -  8W-30-12 - WIRING DIAGRAM FUEL/IGNITION SYSTEM, (GAS)
  -  8W-30-13 - WIRING DIAGRAM FUEL/IGNITION SYSTEM, (GAS)
  -  8W-11-27 - WIRING DIAGRAM FUSE/RELAY BLOCK, (GAS)
- + S107
  -  8W-30-5 - WIRING DIAGRAM FUEL/IGNITION SYSTEM, (GAS)
- + S108
  -  8W-30-14 - WIRING DIAGRAM FUEL/IGNITION SYSTEM, (GAS)
  -  8W-30-15 - WIRING DIAGRAM FUEL/IGNITION SYSTEM, (GAS)
  -  8W-11-25 - WIRING DIAGRAM FUSE/RELAY BLOCK, (GAS)
- + S109
  -  8W-30-11 - WIRING DIAGRAM FUEL/IGNITION SYSTEM, (GAS)
  -  8W-11-20 - WIRING DIAGRAM FUSE/RELAY BLOCK
- + S110
  -  8W-30-4 - WIRING DIAGRAM FUEL/IGNITION SYSTEM, (GAS)
  -  8W-30-10 - WIRING DIAGRAM FUEL/IGNITION SYSTEM, (GAS)
  -  8W-11-24 - WIRING DIAGRAM FUSE/RELAY BLOCK
- + S111
  -  8W-30-5 - WIRING DIAGRAM FUEL/IGNITION SYSTEM, (GAS)
  -  8W-30-17 - WIRING DIAGRAM FUEL/IGNITION SYSTEM, (GAS)
  -  8W-11-19 - WIRING DIAGRAM FUSE/RELAY BLOCK
  -  8W-11-26 - WIRING DIAGRAM FUSE/RELAY BLOCK
- + S112
  -  8W-30-5 - WIRING DIAGRAM FUEL/IGNITION SYSTEM, (GAS)
  -  8W-30-17 - WIRING DIAGRAM FUEL/IGNITION SYSTEM, (GAS)
  -  8W-11-26 - WIRING DIAGRAM FUSE/RELAY BLOCK
- + S113
  -  8W-30-15 - WIRING DIAGRAM FUEL/IGNITION SYSTEM, (GAS)
- + S114
  -  8W-30-13 - WIRING DIAGRAM FUEL/IGNITION SYSTEM, (GAS)
- + S115
  -  8W-30-15 - WIRING DIAGRAM FUEL/IGNITION SYSTEM, (GAS)
  -  8W-11-16 - WIRING DIAGRAM FUSE/RELAY BLOCK
- + S116
  -  8W-30-13 - WIRING DIAGRAM FUEL/IGNITION SYSTEM, (GAS)
  -  8W-30-15 - WIRING DIAGRAM FUEL/IGNITION SYSTEM, (GAS)
- + S117
  -  8W-21-2 - WIRING DIAGRAM STARTING SYSTEM
- + S120
  -  8W-30-27 - WIRING DIAGRAM FUEL/IGNITION SYSTEM, (DIESEL)
- + S139
  -  8W-45-11 - WIRING DIAGRAM BODY CONTROL MODULE
- + S200
  -  8W-42-22 - WIRING DIAGRAM AIR CONDITIONING/HEATER, (AUXILIARY HEATER 2 WITH HEATER - RADIO SIGNAL RECEIVER)
  -  8W-42-23 - WIRING DIAGRAM AIR CONDITIONING/HEATER, (AUXILIARY HEATER 2 WITHOUT HEATER - RADIO SIGNAL RECEIVER)
  -  8W-42-14 - WIRING DIAGRAM AIR CONDITIONING/HEATER, (MTC)
  -  8W-42-18 - WIRING DIAGRAM AIR CONDITIONING/HEATER, (MTC)
  -  8W-42-24 - WIRING DIAGRAM AIR CONDITIONING/HEATER, (ROOF VENTILATOR)
  -  8W-47-7 - WIRING DIAGRAM AUDIO/VIDEO SYSTEM, (PREINSTALLATION)
  -  8W-45-2 - WIRING DIAGRAM BODY CONTROL MODULE
  -  8W-45-3 - WIRING DIAGRAM BODY CONTROL MODULE
  -  8W-45-4 - WIRING DIAGRAM BODY CONTROL MODULE
  -  8W-45-19 - WIRING DIAGRAM BODY CONTROL MODULE
  -  8W-56-2 - WIRING DIAGRAM CONVENIENCE SYSTEMS, (PROGRAMMABLE SPECIAL MODULE)
  -  8W-11-35 - WIRING DIAGRAM FUSE/RELAY BLOCK
  -  8W-41-4 - WIRING DIAGRAM HORN/CIGAR LIGHTER/POWER OUTLET
  -  8W-44-3 - WIRING DIAGRAM INTERIOR LIGHTING
  -  8W-60-3 - WIRING DIAGRAM POWER WINDOWS
  -  8W-31-4 - WIRING DIAGRAM TRANSMISSION CONTROL SYSTEM



-  8W-33-3 - WIRING DIAGRAM VEHICLE SPEED CONTROL
- + S201
  -  8W-42-14 - WIRING DIAGRAM AIR CONDITIONING/HEATER, (MTC)
- + S202
  -  8W-45-2 - WIRING DIAGRAM BODY CONTROL MODULE
  -  8W-50-4 - WIRING DIAGRAM FRONT LIGHTING
  -  8W-11-23 - WIRING DIAGRAM FUSE/RELAY BLOCK
  -  8W-40-2 - WIRING DIAGRAM INSTRUMENT CLUSTER
  -  8W-40-3 - WIRING DIAGRAM INSTRUMENT CLUSTER
  -  8W-44-2 - WIRING DIAGRAM INTERIOR LIGHTING
- + S203
  -  8W-47-7 - WIRING DIAGRAM AUDIO/VIDEO SYSTEM, (PREINSTALLATION)
  -  8W-11-18 - WIRING DIAGRAM FUSE/RELAY BLOCK
  -  8W-41-4 - WIRING DIAGRAM HORN/CIGAR LIGHTER/POWER OUTLET
  -  8W-44-13 - WIRING DIAGRAM INTERIOR LIGHTING
- + S204
  -  8W-47-8 - WIRING DIAGRAM AUDIO/VIDEO SYSTEM, (PREINSTALLATION)
  -  8W-47-4 - WIRING DIAGRAM AUDIO/VIDEO SYSTEM, (SOUND 20 RADIO)
  -  8W-47-5 - WIRING DIAGRAM AUDIO/VIDEO SYSTEM, (SOUND 5 RADIO EXCEPT PREINSTALLATION)
- + S205
  -  8W-47-8 - WIRING DIAGRAM AUDIO/VIDEO SYSTEM, (PREINSTALLATION)
  -  8W-47-4 - WIRING DIAGRAM AUDIO/VIDEO SYSTEM, (SOUND 20 RADIO)
  -  8W-47-5 - WIRING DIAGRAM AUDIO/VIDEO SYSTEM, (SOUND 5 RADIO EXCEPT PREINSTALLATION)
- + S206
  -  8W-47-8 - WIRING DIAGRAM AUDIO/VIDEO SYSTEM, (PREINSTALLATION)
  -  8W-47-4 - WIRING DIAGRAM AUDIO/VIDEO SYSTEM, (SOUND 20 RADIO)
  -  8W-47-5 - WIRING DIAGRAM AUDIO/VIDEO SYSTEM, (SOUND 5 RADIO EXCEPT PREINSTALLATION)
- + S207
  -  8W-47-8 - WIRING DIAGRAM AUDIO/VIDEO SYSTEM, (PREINSTALLATION)
  -  8W-47-4 - WIRING DIAGRAM AUDIO/VIDEO SYSTEM, (SOUND 20 RADIO)
  -  8W-47-5 - WIRING DIAGRAM AUDIO/VIDEO SYSTEM, (SOUND 5 RADIO EXCEPT PREINSTALLATION)
- + S208
  -  8W-47-2 - WIRING DIAGRAM AUDIO/VIDEO SYSTEM
- + S209
  -  8W-47-6 - WIRING DIAGRAM AUDIO/VIDEO SYSTEM
  -  8W-55-2 - WIRING DIAGRAM NAVIGATION/TELECOMMUNICATIONS, (LINKED)
- + S210
  -  8W-11-16 - WIRING DIAGRAM FUSE/RELAY BLOCK
  -  8W-11-37 - WIRING DIAGRAM FUSE/RELAY BLOCK
  -  8W-11-38 - WIRING DIAGRAM FUSE/RELAY BLOCK
  -  8W-10-10 - WIRING DIAGRAM POWER DISTRIBUTION
  -  8W-39-2 - WIRING DIAGRAM VEHICLE THEFT SECURITY SYSTEM
- + S211
  -  8W-42-4 - WIRING DIAGRAM AIR CONDITIONING/HEATER, (ATC)
  -  8W-10-5 - WIRING DIAGRAM POWER DISTRIBUTION
  -  8W-10-8 - WIRING DIAGRAM POWER DISTRIBUTION
- + S212
  -  8W-42-4 - WIRING DIAGRAM AIR CONDITIONING/HEATER, (ATC)
  -  8W-15-4 - WIRING DIAGRAM GROUND DISTRIBUTION
- + S213
  -  8W-42-24 - WIRING DIAGRAM AIR CONDITIONING/HEATER, (ROOF VENTILATOR)
  -  8W-11-34 - WIRING DIAGRAM FUSE/RELAY BLOCK
- + S214
  -  8W-56-2 - WIRING DIAGRAM CONVENIENCE SYSTEMS, (PROGRAMMABLE SPECIAL MODULE)
  -  8W-11-33 - WIRING DIAGRAM FUSE/RELAY BLOCK
- + S219
  -  8W-42-12 - WIRING DIAGRAM AIR CONDITIONING/HEATER, (ATC)
- + S220
  -  8W-42-2 - WIRING DIAGRAM AIR CONDITIONING/HEATER, (ATC)
- + S221
  -  8W-45-2 - WIRING DIAGRAM BODY CONTROL MODULE
  -  8W-50-4 - WIRING DIAGRAM FRONT LIGHTING
  -  8W-11-15 - WIRING DIAGRAM FUSE/RELAY BLOCK
  -  8W-44-2 - WIRING DIAGRAM INTERIOR LIGHTING
  -  8W-63-2 - WIRING DIAGRAM POWER SEATS
- + S222
  -  8W-11-30 - WIRING DIAGRAM FUSE/RELAY BLOCK
  -  8W-11-31 - WIRING DIAGRAM FUSE/RELAY BLOCK
  -  8W-11-32 - WIRING DIAGRAM FUSE/RELAY BLOCK
  -  8W-10-7 - WIRING DIAGRAM POWER DISTRIBUTION
- + S223
  -  8W-56-5 - WIRING DIAGRAM CONVENIENCE SYSTEMS, (BACKUP CAMERA W/MONITOR)
- + S224

-  8W-56-3 - WIRING DIAGRAM CONVENIENCE SYSTEMS, (BACKUP CAMERA W/MONITOR)
-  8W-15-14 - WIRING DIAGRAM GROUND DISTRIBUTION
- + S225
  -  8W-47-7 - WIRING DIAGRAM AUDIO/VIDEO SYSTEM, (PREINSTALLATION)
  -  8W-40-3 - WIRING DIAGRAM INSTRUMENT CLUSTER
- + S301
  -  8W-45-27 - WIRING DIAGRAM BODY CONTROL MODULE, (CHASSIS CAB)
  -  8W-11-15 - WIRING DIAGRAM FUSE/RELAY BLOCK
  -  8W-11-18 - WIRING DIAGRAM FUSE/RELAY BLOCK
  -  8W-11-21 - WIRING DIAGRAM FUSE/RELAY BLOCK
  -  8W-11-28 - WIRING DIAGRAM FUSE/RELAY BLOCK
  -  8W-11-29 - WIRING DIAGRAM FUSE/RELAY BLOCK
  -  8W-11-30 - WIRING DIAGRAM FUSE/RELAY BLOCK
  -  8W-11-31 - WIRING DIAGRAM FUSE/RELAY BLOCK
  -  8W-11-32 - WIRING DIAGRAM FUSE/RELAY BLOCK
  -  8W-10-5 - WIRING DIAGRAM POWER DISTRIBUTION
  -  8W-10-7 - WIRING DIAGRAM POWER DISTRIBUTION
  -  8W-62-2 - WIRING DIAGRAM POWER MIRRORS
  -  8W-48-2 - WIRING DIAGRAM REAR WINDOW DEFOGGER
  -  8W-53-2 - WIRING DIAGRAM WIPERS
- + S302
  -  8W-30-18 - WIRING DIAGRAM FUEL/IGNITION SYSTEM, (DIESEL)
  -  8W-30-19 - WIRING DIAGRAM FUEL/IGNITION SYSTEM, (DIESEL)
  -  8W-30-4 - WIRING DIAGRAM FUEL/IGNITION SYSTEM, (GAS)
  -  8W-11-19 - WIRING DIAGRAM FUSE/RELAY BLOCK
  -  8W-11-24 - WIRING DIAGRAM FUSE/RELAY BLOCK
  -  8W-11-27 - WIRING DIAGRAM FUSE/RELAY BLOCK, (GAS)
- + S303
  -  8W-35-3 - WIRING DIAGRAM ANTILOCK BRAKES
  -  8W-45-27 - WIRING DIAGRAM BODY CONTROL MODULE, (CHASSIS CAB)
  -  8W-51-2 - WIRING DIAGRAM REAR LIGHTING
  -  8W-54-3 - WIRING DIAGRAM TRAILER TOW
- + S304
  -  8W-30-6 - WIRING DIAGRAM FUEL/IGNITION SYSTEM, (GAS)
- + S305
  -  8W-30-2 - WIRING DIAGRAM FUEL/IGNITION SYSTEM, (GAS)
  -  8W-11-20 - WIRING DIAGRAM FUSE/RELAY BLOCK
- + S306
  -  8W-30-3 - WIRING DIAGRAM FUEL/IGNITION SYSTEM, (GAS)
  -  8W-30-17 - WIRING DIAGRAM FUEL/IGNITION SYSTEM, (GAS)
  -  8W-11-19 - WIRING DIAGRAM FUSE/RELAY BLOCK
- + S307
  -  8W-45-14 - WIRING DIAGRAM BODY CONTROL MODULE
  -  8W-45-20 - WIRING DIAGRAM BODY CONTROL MODULE
  -  8W-45-23 - WIRING DIAGRAM BODY CONTROL MODULE
  -  8W-61-4 - WIRING DIAGRAM POWER DOOR LOCKS
  -  8W-61-5 - WIRING DIAGRAM POWER DOOR LOCKS
  -  8W-61-6 - WIRING DIAGRAM POWER DOOR LOCKS
  -  8W-39-8 - WIRING DIAGRAM VEHICLE THEFT SECURITY SYSTEM
  -  8W-39-9 - WIRING DIAGRAM VEHICLE THEFT SECURITY SYSTEM
- + S308
  -  8W-45-14 - WIRING DIAGRAM BODY CONTROL MODULE
  -  8W-45-20 - WIRING DIAGRAM BODY CONTROL MODULE
  -  8W-45-23 - WIRING DIAGRAM BODY CONTROL MODULE
  -  8W-61-4 - WIRING DIAGRAM POWER DOOR LOCKS
  -  8W-61-5 - WIRING DIAGRAM POWER DOOR LOCKS
  -  8W-61-6 - WIRING DIAGRAM POWER DOOR LOCKS
  -  8W-39-8 - WIRING DIAGRAM VEHICLE THEFT SECURITY SYSTEM
  -  8W-39-9 - WIRING DIAGRAM VEHICLE THEFT SECURITY SYSTEM
- + S309
  -  8W-48-6 - WIRING DIAGRAM REAR WINDOW DEFOGGER
- + S310
  -  8W-45-25 - WIRING DIAGRAM BODY CONTROL MODULE, (CHASSIS CAB)
  -  8W-45-26 - WIRING DIAGRAM BODY CONTROL MODULE, (CHASSIS CAB)
  -  8W-56-4 - WIRING DIAGRAM CONVENIENCE SYSTEMS, (BACKUP CAMERA W/MONITOR)
  -  8W-56-6 - WIRING DIAGRAM CONVENIENCE SYSTEMS, (BACKUP CAMERA W/MONITOR)
  -  8W-41-3 - WIRING DIAGRAM HORN/CIGAR LIGHTER/POWER OUTLET
  -  8W-51-4 - WIRING DIAGRAM REAR LIGHTING, (CHASSIS CAB)
  -  8W-51-6 - WIRING DIAGRAM REAR LIGHTING, (CHASSIS CAB)
  -  8W-39-15 - WIRING DIAGRAM VEHICLE THEFT SECURITY SYSTEM, (CHASSIS CAB)
  -  8W-39-17 - WIRING DIAGRAM VEHICLE THEFT SECURITY SYSTEM, (CHASSIS CAB)
- + S311

-  8W-45-25 - WIRING DIAGRAM BODY CONTROL MODULE, (CHASSIS CAB)
-  8W-51-4 - WIRING DIAGRAM REAR LIGHTING, (CHASSIS CAB)
-  8W-52-5 - WIRING DIAGRAM TURN SIGNALS, (ADDITIONAL TURN SIGNAL LAMPS)
-  8W-39-15 - WIRING DIAGRAM VEHICLE THEFT SECURITY SYSTEM, (CHASSIS CAB)
- + S312
  -  8W-45-26 - WIRING DIAGRAM BODY CONTROL MODULE, (CHASSIS CAB)
  -  8W-51-6 - WIRING DIAGRAM REAR LIGHTING, (CHASSIS CAB)
  -  8W-52-5 - WIRING DIAGRAM TURN SIGNALS, (ADDITIONAL TURN SIGNAL LAMPS)
  -  8W-39-17 - WIRING DIAGRAM VEHICLE THEFT SECURITY SYSTEM, (CHASSIS CAB)
- + S313
  -  8W-45-2 - WIRING DIAGRAM BODY CONTROL MODULE
  -  8W-45-13 - WIRING DIAGRAM BODY CONTROL MODULE
  -  8W-11-39 - WIRING DIAGRAM FUSE/RELAY BLOCK
  -  8W-10-9 - WIRING DIAGRAM POWER DISTRIBUTION
- + S314
  -  8W-11-17 - WIRING DIAGRAM FUSE/RELAY BLOCK
  -  8W-11-21 - WIRING DIAGRAM FUSE/RELAY BLOCK
  -  8W-11-39 - WIRING DIAGRAM FUSE/RELAY BLOCK
  -  8W-11-40 - WIRING DIAGRAM FUSE/RELAY BLOCK
  -  8W-11-41 - WIRING DIAGRAM FUSE/RELAY BLOCK
  -  8W-11-42 - WIRING DIAGRAM FUSE/RELAY BLOCK
  -  8W-11-43 - WIRING DIAGRAM FUSE/RELAY BLOCK
  -  8W-40-4 - WIRING DIAGRAM INSTRUMENT CLUSTER
  -  8W-10-5 - WIRING DIAGRAM POWER DISTRIBUTION
  -  8W-10-6 - WIRING DIAGRAM POWER DISTRIBUTION
  -  8W-62-2 - WIRING DIAGRAM POWER MIRRORS
  -  8W-48-2 - WIRING DIAGRAM REAR WINDOW DEFOGGER
  -  8W-48-6 - WIRING DIAGRAM REAR WINDOW DEFOGGER
- + S315
  -  8W-42-24 - WIRING DIAGRAM AIR CONDITIONING/HEATER, (ROOF VENTILATOR)
  -  8W-11-21 - WIRING DIAGRAM FUSE/RELAY BLOCK
  -  8W-11-33 - WIRING DIAGRAM FUSE/RELAY BLOCK
  -  8W-11-34 - WIRING DIAGRAM FUSE/RELAY BLOCK
  -  8W-31-2 - WIRING DIAGRAM TRANSMISSION CONTROL SYSTEM
  -  8W-31-4 - WIRING DIAGRAM TRANSMISSION CONTROL SYSTEM
- + S316
  -  8W-45-9 - WIRING DIAGRAM BODY CONTROL MODULE
  -  8W-45-10 - WIRING DIAGRAM BODY CONTROL MODULE
  -  8W-45-11 - WIRING DIAGRAM BODY CONTROL MODULE
  -  8W-45-12 - WIRING DIAGRAM BODY CONTROL MODULE
  -  8W-50-9 - WIRING DIAGRAM FRONT LIGHTING, (XENON)
  -  8W-11-23 - WIRING DIAGRAM FUSE/RELAY BLOCK
- + S317
  -  8W-45-9 - WIRING DIAGRAM BODY CONTROL MODULE
  -  8W-45-10 - WIRING DIAGRAM BODY CONTROL MODULE
  -  8W-45-11 - WIRING DIAGRAM BODY CONTROL MODULE
  -  8W-45-12 - WIRING DIAGRAM BODY CONTROL MODULE
  -  8W-50-9 - WIRING DIAGRAM FRONT LIGHTING, (XENON)
- + S318
  -  8W-45-9 - WIRING DIAGRAM BODY CONTROL MODULE
  -  8W-45-10 - WIRING DIAGRAM BODY CONTROL MODULE
  -  8W-45-12 - WIRING DIAGRAM BODY CONTROL MODULE
  -  8W-50-9 - WIRING DIAGRAM FRONT LIGHTING, (XENON)
  -  8W-50-10 - WIRING DIAGRAM FRONT LIGHTING, (XENON)
  -  8W-15-6 - WIRING DIAGRAM GROUND DISTRIBUTION
- + S319
  -  8W-44-14 - WIRING DIAGRAM INTERIOR LIGHTING
- + S320
  -  8W-44-14 - WIRING DIAGRAM INTERIOR LIGHTING
- + S321
  -  8W-30-4 - WIRING DIAGRAM FUEL/IGNITION SYSTEM, (GAS)
  -  8W-30-11 - WIRING DIAGRAM FUEL/IGNITION SYSTEM, (GAS)
  -  8W-11-19 - WIRING DIAGRAM FUSE/RELAY BLOCK
  -  8W-11-20 - WIRING DIAGRAM FUSE/RELAY BLOCK
  -  8W-11-25 - WIRING DIAGRAM FUSE/RELAY BLOCK, (GAS)
- + S322
  -  8W-56-3 - WIRING DIAGRAM CONVENIENCE SYSTEMS, (BACKUP CAMERA W/MONITOR)
  -  8W-56-4 - WIRING DIAGRAM CONVENIENCE SYSTEMS, (BACKUP CAMERA W/MONITOR)
  -  8W-56-5 - WIRING DIAGRAM CONVENIENCE SYSTEMS, (BACKUP CAMERA W/MONITOR)
  -  8W-11-33 - WIRING DIAGRAM FUSE/RELAY BLOCK
  -  8W-49-3 - WIRING DIAGRAM OVERHEAD CONSOLE
- + S323

-  8W-45-12 - WIRING DIAGRAM BODY CONTROL MODULE
-  8W-50-7 - WIRING DIAGRAM FRONT LIGHTING, (XENON)
-  8W-50-8 - WIRING DIAGRAM FRONT LIGHTING, (XENON)
-  8W-39-12 - WIRING DIAGRAM VEHICLE THEFT SECURITY SYSTEM, (XENON)
-  8W-39-13 - WIRING DIAGRAM VEHICLE THEFT SECURITY SYSTEM, (XENON)
- + S324
  -  8W-56-7 - WIRING DIAGRAM CONVENIENCE SYSTEMS, (PARK ASSIST)
  -  8W-56-8 - WIRING DIAGRAM CONVENIENCE SYSTEMS, (PARK ASSIST)
  -  8W-62-3 - WIRING DIAGRAM POWER MIRRORS
  -  8W-62-4 - WIRING DIAGRAM POWER MIRRORS
- + S325
  -  8W-56-7 - WIRING DIAGRAM CONVENIENCE SYSTEMS, (PARK ASSIST)
  -  8W-56-8 - WIRING DIAGRAM CONVENIENCE SYSTEMS, (PARK ASSIST)
  -  8W-62-3 - WIRING DIAGRAM POWER MIRRORS
  -  8W-62-4 - WIRING DIAGRAM POWER MIRRORS
- + S326
  -  8W-56-7 - WIRING DIAGRAM CONVENIENCE SYSTEMS, (PARK ASSIST)
  -  8W-56-8 - WIRING DIAGRAM CONVENIENCE SYSTEMS, (PARK ASSIST)
  -  8W-62-3 - WIRING DIAGRAM POWER MIRRORS
  -  8W-62-4 - WIRING DIAGRAM POWER MIRRORS
- + S327
  -  8W-30-18 - WIRING DIAGRAM FUEL/IGNITION SYSTEM, (DIESEL)
  -  8W-30-24 - WIRING DIAGRAM FUEL/IGNITION SYSTEM, (DIESEL)
  -  8W-11-22 - WIRING DIAGRAM FUSE/RELAY BLOCK
- + S328
  -  8W-35-2 - WIRING DIAGRAM ANTILOCK BRAKES
  -  8W-11-23 - WIRING DIAGRAM FUSE/RELAY BLOCK
- + S329
  -  8W-35-3 - WIRING DIAGRAM ANTILOCK BRAKES
  -  8W-11-21 - WIRING DIAGRAM FUSE/RELAY BLOCK
  -  8W-40-3 - WIRING DIAGRAM INSTRUMENT CLUSTER
  -  8W-51-2 - WIRING DIAGRAM REAR LIGHTING
- + S330
  -  8W-45-21 - WIRING DIAGRAM BODY CONTROL MODULE, (EXCEPT CHASSIS CAB)
  -  8W-51-3 - WIRING DIAGRAM REAR LIGHTING, (EXCEPT CHASSIS CAB)
  -  8W-52-5 - WIRING DIAGRAM TURN SIGNALS, (ADDITIONAL TURN SIGNAL LAMPS)
  -  8W-39-14 - WIRING DIAGRAM VEHICLE THEFT SECURITY SYSTEM, (EXCEPT CHASSIS CAB)
- + S331 S334
  -  8W-47-3 - WIRING DIAGRAM AUDIO/VIDEO SYSTEM
- + S332
  -  8W-47-3 - WIRING DIAGRAM AUDIO/VIDEO SYSTEM
- + S333
  -  8W-47-3 - WIRING DIAGRAM AUDIO/VIDEO SYSTEM
- + S335
  -  8W-45-7 - WIRING DIAGRAM BODY CONTROL MODULE
  -  8W-45-8 - WIRING DIAGRAM BODY CONTROL MODULE
  -  8W-45-13 - WIRING DIAGRAM BODY CONTROL MODULE
  -  8W-48-4 - WIRING DIAGRAM REAR WINDOW DEFOGGER, (ATA)
  -  8W-39-6 - WIRING DIAGRAM VEHICLE THEFT SECURITY SYSTEM
- + S336
  -  8W-45-13 - WIRING DIAGRAM BODY CONTROL MODULE
  -  8W-48-3 - WIRING DIAGRAM REAR WINDOW DEFOGGER, (ATA)
  -  8W-48-5 - WIRING DIAGRAM REAR WINDOW DEFOGGER, (EXCEPT ATA)
  -  8W-39-6 - WIRING DIAGRAM VEHICLE THEFT SECURITY SYSTEM
- + S338
  -  8W-49-4 - WIRING DIAGRAM OVERHEAD CONSOLE
  -  8W-39-5 - WIRING DIAGRAM VEHICLE THEFT SECURITY SYSTEM
- + S339
  -  8W-49-4 - WIRING DIAGRAM OVERHEAD CONSOLE
  -  8W-39-5 - WIRING DIAGRAM VEHICLE THEFT SECURITY SYSTEM
- + S340
  -  8W-45-21 - WIRING DIAGRAM BODY CONTROL MODULE, (EXCEPT CHASSIS CAB)
  -  8W-45-22 - WIRING DIAGRAM BODY CONTROL MODULE, (EXCEPT CHASSIS CAB)
  -  8W-56-4 - WIRING DIAGRAM CONVENIENCE SYSTEMS, (BACKUP CAMERA W/MONITOR)
  -  8W-56-6 - WIRING DIAGRAM CONVENIENCE SYSTEMS, (BACKUP CAMERA W/MONITOR)
  -  8W-41-3 - WIRING DIAGRAM HORN/CIGAR LIGHTER/POWER OUTLET
  -  8W-51-3 - WIRING DIAGRAM REAR LIGHTING, (EXCEPT CHASSIS CAB)
  -  8W-51-5 - WIRING DIAGRAM REAR LIGHTING, (EXCEPT CHASSIS CAB)
  -  8W-39-14 - WIRING DIAGRAM VEHICLE THEFT SECURITY SYSTEM, (EXCEPT CHASSIS CAB)
  -  8W-39-16 - WIRING DIAGRAM VEHICLE THEFT SECURITY SYSTEM, (EXCEPT CHASSIS CAB)
- + S341
  -  8W-45-5 - WIRING DIAGRAM BODY CONTROL MODULE
  -  8W-44-10 - WIRING DIAGRAM INTERIOR LIGHTING

-  8W-44-14 - WIRING DIAGRAM INTERIOR LIGHTING
-  8W-44-11 - WIRING DIAGRAM INTERIOR LIGHTING, (BASE LIGHTING)
-  8W-44-5 - WIRING DIAGRAM INTERIOR LIGHTING, (PREMIUM LIGHTING)
-  8W-44-6 - WIRING DIAGRAM INTERIOR LIGHTING, (PREMIUM LIGHTING)
-  8W-44-7 - WIRING DIAGRAM INTERIOR LIGHTING, (PREMIUM LIGHTING)
-  8W-44-8 - WIRING DIAGRAM INTERIOR LIGHTING, (PREMIUM LIGHTING)
-  8W-44-9 - WIRING DIAGRAM INTERIOR LIGHTING, (PREMIUM LIGHTING)
-  8W-44-12 - WIRING DIAGRAM INTERIOR LIGHTING, (PREMIUM LIGHTING)
- + S342
  -  8W-45-5 - WIRING DIAGRAM BODY CONTROL MODULE
  -  8W-45-6 - WIRING DIAGRAM BODY CONTROL MODULE
  -  8W-44-10 - WIRING DIAGRAM INTERIOR LIGHTING
  -  8W-44-14 - WIRING DIAGRAM INTERIOR LIGHTING
  -  8W-44-11 - WIRING DIAGRAM INTERIOR LIGHTING, (BASE LIGHTING)
  -  8W-44-4 - WIRING DIAGRAM INTERIOR LIGHTING, (PREMIUM LIGHTING)
  -  8W-44-6 - WIRING DIAGRAM INTERIOR LIGHTING, (PREMIUM LIGHTING)
  -  8W-44-7 - WIRING DIAGRAM INTERIOR LIGHTING, (PREMIUM LIGHTING)
  -  8W-44-8 - WIRING DIAGRAM INTERIOR LIGHTING, (PREMIUM LIGHTING)
  -  8W-44-9 - WIRING DIAGRAM INTERIOR LIGHTING, (PREMIUM LIGHTING)
  -  8W-44-12 - WIRING DIAGRAM INTERIOR LIGHTING, (PREMIUM LIGHTING)
- + S343
  -  8W-42-7 - WIRING DIAGRAM AIR CONDITIONING/HEATER, (ATC)
- + S344
  -  8W-45-22 - WIRING DIAGRAM BODY CONTROL MODULE, (EXCEPT CHASSIS CAB)
  -  8W-51-5 - WIRING DIAGRAM REAR LIGHTING, (EXCEPT CHASSIS CAB)
  -  8W-52-5 - WIRING DIAGRAM TURN SIGNALS, (ADDITIONAL TURN SIGNAL LAMPS)
  -  8W-39-16 - WIRING DIAGRAM VEHICLE THEFT SECURITY SYSTEM, (EXCEPT CHASSIS CAB)
- + S345
  -  8W-11-36 - WIRING DIAGRAM FUSE/RELAY BLOCK
  -  8W-49-3 - WIRING DIAGRAM OVERHEAD CONSOLE
- + S346
  -  8W-45-7 - WIRING DIAGRAM BODY CONTROL MODULE
  -  8W-44-6 - WIRING DIAGRAM INTERIOR LIGHTING, (PREMIUM LIGHTING)
  -  8W-44-7 - WIRING DIAGRAM INTERIOR LIGHTING, (PREMIUM LIGHTING)
  -  8W-44-12 - WIRING DIAGRAM INTERIOR LIGHTING, (PREMIUM LIGHTING)
- + S347
  -  8W-45-24 - WIRING DIAGRAM BODY CONTROL MODULE
  -  8W-11-17 - WIRING DIAGRAM FUSE/RELAY BLOCK
  -  8W-53-4 - WIRING DIAGRAM WIPERS
- + S348
  -  8W-56-3 - WIRING DIAGRAM CONVENIENCE SYSTEMS, (BACKUP CAMERA W/MONITOR)
  -  8W-56-5 - WIRING DIAGRAM CONVENIENCE SYSTEMS, (BACKUP CAMERA W/MONITOR)
  -  8W-15-14 - WIRING DIAGRAM GROUND DISTRIBUTION
  -  8W-15-22 - WIRING DIAGRAM GROUND DISTRIBUTION
  -  8W-15-23 - WIRING DIAGRAM GROUND DISTRIBUTION
- + S350
  -  8W-50-11 - WIRING DIAGRAM FRONT LIGHTING
- + S351
  -  8W-42-5 - WIRING DIAGRAM AIR CONDITIONING/HEATER, (ATC)
  -  8W-15-17 - WIRING DIAGRAM GROUND DISTRIBUTION
- + S352
  -  8W-42-5 - WIRING DIAGRAM AIR CONDITIONING/HEATER, (ATC)
  -  8W-10-8 - WIRING DIAGRAM POWER DISTRIBUTION
- + S353
  -  8W-61-2 - WIRING DIAGRAM POWER DOOR LOCKS
  -  8W-39-7 - WIRING DIAGRAM VEHICLE THEFT SECURITY SYSTEM
- + S354
  -  8W-45-19 - WIRING DIAGRAM BODY CONTROL MODULE
  -  8W-61-5 - WIRING DIAGRAM POWER DOOR LOCKS
  -  8W-39-9 - WIRING DIAGRAM VEHICLE THEFT SECURITY SYSTEM
- + S355
  -  8W-61-4 - WIRING DIAGRAM POWER DOOR LOCKS
  -  8W-39-8 - WIRING DIAGRAM VEHICLE THEFT SECURITY SYSTEM
- + S356
  -  8W-61-4 - WIRING DIAGRAM POWER DOOR LOCKS
  -  8W-39-8 - WIRING DIAGRAM VEHICLE THEFT SECURITY SYSTEM
- + S364
  -  8W-45-23 - WIRING DIAGRAM BODY CONTROL MODULE
  -  8W-61-5 - WIRING DIAGRAM POWER DOOR LOCKS
  -  8W-39-9 - WIRING DIAGRAM VEHICLE THEFT SECURITY SYSTEM
- + S367
  -  8W-45-14 - WIRING DIAGRAM BODY CONTROL MODULE
  -  8W-61-6 - WIRING DIAGRAM POWER DOOR LOCKS

- + S368
  - 8W-45-20 - WIRING DIAGRAM BODY CONTROL MODULE
  - 8W-61-6 - WIRING DIAGRAM POWER DOOR LOCKS
- + S369
  - 8W-56-11 - WIRING DIAGRAM CONVENIENCE SYSTEMS, (PARK ASSIST)
  - 8W-56-12 - WIRING DIAGRAM CONVENIENCE SYSTEMS, (PARK ASSIST)
- + S370
  - 8W-56-11 - WIRING DIAGRAM CONVENIENCE SYSTEMS, (PARK ASSIST)
  - 8W-56-12 - WIRING DIAGRAM CONVENIENCE SYSTEMS, (PARK ASSIST)
- + S371
  - 8W-56-9 - WIRING DIAGRAM CONVENIENCE SYSTEMS, (PARK ASSIST)
  - 8W-56-10 - WIRING DIAGRAM CONVENIENCE SYSTEMS, (PARK ASSIST)
- + S372
  - 8W-56-9 - WIRING DIAGRAM CONVENIENCE SYSTEMS, (PARK ASSIST)
  - 8W-56-10 - WIRING DIAGRAM CONVENIENCE SYSTEMS, (PARK ASSIST)
- + SEAT BELT-TENSIONER-DRIVER
  - 8W-43-4 - WIRING DIAGRAM OCCUPANT RESTRAINT SYSTEM
- + SEAT BELT-TENSIONER-FRONT CENTER
  - 8W-43-4 - WIRING DIAGRAM OCCUPANT RESTRAINT SYSTEM
- + SEAT BELT-TENSIONER-PASSENGER
  - 8W-43-4 - WIRING DIAGRAM OCCUPANT RESTRAINT SYSTEM
- + SENSOR-A/C PRESSURE
  - 8W-42-11 - WIRING DIAGRAM AIR CONDITIONING/HEATER, (ATC)
- + SENSOR-A/C PRESSURE-ROOF
  - 8W-42-13 - WIRING DIAGRAM AIR CONDITIONING/HEATER, (ATC)
- + SENSOR-ACCELERATOR PEDAL POSITION
  - 8W-30-21 - WIRING DIAGRAM FUEL/IGNITION SYSTEM, (DIESEL)
  - 8W-30-6 - WIRING DIAGRAM FUEL/IGNITION SYSTEM, (GAS)
- + SENSOR-AIR PUMP FLOW
  - 8W-30-16 - WIRING DIAGRAM FUEL/IGNITION SYSTEM, (GAS)
- + SENSOR-AMBIENT AIR TEMPERATURE
  - 8W-45-16 - WIRING DIAGRAM BODY CONTROL MODULE
- + SENSOR-BOOST PRESSURE
  - 8W-30-26 - WIRING DIAGRAM FUEL/IGNITION SYSTEM, (DIESEL)
- + SENSOR-BRAKE-LEFT FRONT
  - 8W-45-15 - WIRING DIAGRAM BODY CONTROL MODULE
- + SENSOR-BRAKE-LEFT REAR
  - 8W-45-15 - WIRING DIAGRAM BODY CONTROL MODULE
- + SENSOR-BRAKE-RIGHT FRONT
  - 8W-45-15 - WIRING DIAGRAM BODY CONTROL MODULE
- + SENSOR-BRAKE-RIGHT REAR
  - 8W-45-15 - WIRING DIAGRAM BODY CONTROL MODULE
- + SENSOR-CAMSHAFT POSITION
  - 8W-30-27 - WIRING DIAGRAM FUEL/IGNITION SYSTEM, (DIESEL)
- + SENSOR-CAMSHAFT POSITION 1/1
  - 8W-30-12 - WIRING DIAGRAM FUEL/IGNITION SYSTEM, (GAS)
  - 8W-30-13 - WIRING DIAGRAM FUEL/IGNITION SYSTEM, (GAS)
  - 8W-11-27 - WIRING DIAGRAM FUSE/RELAY BLOCK, (GAS)
- + SENSOR-CAMSHAFT POSITION 1/2
  - 8W-30-12 - WIRING DIAGRAM FUEL/IGNITION SYSTEM, (GAS)
  - 8W-30-13 - WIRING DIAGRAM FUEL/IGNITION SYSTEM, (GAS)
  - 8W-11-27 - WIRING DIAGRAM FUSE/RELAY BLOCK, (GAS)
- + SENSOR-CAMSHAFT POSITION 2/1
  - 8W-30-14 - WIRING DIAGRAM FUEL/IGNITION SYSTEM, (GAS)
  - 8W-30-15 - WIRING DIAGRAM FUEL/IGNITION SYSTEM, (GAS)
  - 8W-11-25 - WIRING DIAGRAM FUSE/RELAY BLOCK, (GAS)
- + SENSOR-CAMSHAFT POSITION 2/2
  - 8W-30-14 - WIRING DIAGRAM FUEL/IGNITION SYSTEM, (GAS)
  - 8W-30-15 - WIRING DIAGRAM FUEL/IGNITION SYSTEM, (GAS)
  - 8W-11-25 - WIRING DIAGRAM FUSE/RELAY BLOCK, (GAS)
- + SENSOR-CRANKSHAFT POSITION
  - 8W-30-25 - WIRING DIAGRAM FUEL/IGNITION SYSTEM, (DIESEL)
  - 8W-30-15 - WIRING DIAGRAM FUEL/IGNITION SYSTEM, (GAS)
- + SENSOR-DYNAMICS
  - 8W-35-2 - WIRING DIAGRAM ANTILOCK BRAKES
  - 8W-18-7 - WIRING DIAGRAM BUS COMMUNICATIONS
  - 8W-11-23 - WIRING DIAGRAM FUSE/RELAY BLOCK
  - 8W-15-18 - WIRING DIAGRAM GROUND DISTRIBUTION
- + SENSOR-EGR POSITION
  - 8W-30-27 - WIRING DIAGRAM FUEL/IGNITION SYSTEM, (DIESEL)
- + SENSOR-EGR TEMPERATURE
  - 8W-30-34 - WIRING DIAGRAM FUEL/IGNITION SYSTEM, (DIESEL)
- + SENSOR-ENGINE COOLANT TEMPERATURE

- 8W-30-32 - WIRING DIAGRAM FUEL/IGNITION SYSTEM, (DIESEL)
- 8W-30-15 - WIRING DIAGRAM FUEL/IGNITION SYSTEM, (GAS)
- + SENSOR-EVAPORATOR TEMPERATURE
  - 8W-42-10 - WIRING DIAGRAM AIR CONDITIONING/HEATER, (ATC)
- + SENSOR-EXHAUST DIFFERENTIAL PRESSURE
  - 8W-30-22 - WIRING DIAGRAM FUEL/IGNITION SYSTEM, (DIESEL)
- + SENSOR-EXHAUST PRESSURE
  - 8W-30-26 - WIRING DIAGRAM FUEL/IGNITION SYSTEM, (DIESEL)
- + SENSOR-EXHAUST TEMPERATURE 1/1
  - 8W-30-33 - WIRING DIAGRAM FUEL/IGNITION SYSTEM, (DIESEL)
- + SENSOR-EXHAUST TEMPERATURE 1/2
  - 8W-30-33 - WIRING DIAGRAM FUEL/IGNITION SYSTEM, (DIESEL)
- + SENSOR-EXHAUST TEMPERATURE 1/3
  - 8W-30-33 - WIRING DIAGRAM FUEL/IGNITION SYSTEM, (DIESEL)
- + SENSOR-FUEL PRESSURE
  - 8W-30-31 - WIRING DIAGRAM FUEL/IGNITION SYSTEM, (DIESEL)
- + SENSOR-FUEL TANK PRESSURE
  - 8W-30-7 - WIRING DIAGRAM FUEL/IGNITION SYSTEM, (GAS)
- + SENSOR-FUEL TEMPERATURE
  - 8W-30-32 - WIRING DIAGRAM FUEL/IGNITION SYSTEM, (DIESEL)
- + SENSOR-HEADLAMP LEVEL-FRONT
  - 8W-50-10 - WIRING DIAGRAM FRONT LIGHTING, (XENON)
- + SENSOR-HEADLAMP LEVEL-REAR
  - 8W-50-10 - WIRING DIAGRAM FRONT LIGHTING, (XENON)
- + SENSOR-INLET AIR PRESSURE
  - 8W-30-25 - WIRING DIAGRAM FUEL/IGNITION SYSTEM, (DIESEL)
- + SENSOR-INTAKE AIR TEMPERATURE
  - 8W-30-31 - WIRING DIAGRAM FUEL/IGNITION SYSTEM, (DIESEL)
- + SENSOR-INTRUSION 1
  - 8W-45-7 - WIRING DIAGRAM BODY CONTROL MODULE
  - 8W-15-15 - WIRING DIAGRAM GROUND DISTRIBUTION
  - 8W-15-17 - WIRING DIAGRAM GROUND DISTRIBUTION
  - 8W-49-4 - WIRING DIAGRAM OVERHEAD CONSOLE
  - 8W-39-5 - WIRING DIAGRAM VEHICLE THEFT SECURITY SYSTEM
- + SENSOR-INTRUSION 2
  - 8W-15-15 - WIRING DIAGRAM GROUND DISTRIBUTION
  - 8W-49-4 - WIRING DIAGRAM OVERHEAD CONSOLE
  - 8W-39-5 - WIRING DIAGRAM VEHICLE THEFT SECURITY SYSTEM
- + SENSOR-INTRUSION 3
  - 8W-15-15 - WIRING DIAGRAM GROUND DISTRIBUTION
  - 8W-49-4 - WIRING DIAGRAM OVERHEAD CONSOLE
  - 8W-39-5 - WIRING DIAGRAM VEHICLE THEFT SECURITY SYSTEM
- + SENSOR-KNOCK 1
  - 8W-30-8 - WIRING DIAGRAM FUEL/IGNITION SYSTEM, (GAS)
- + SENSOR-KNOCK 2
  - 8W-30-8 - WIRING DIAGRAM FUEL/IGNITION SYSTEM, (GAS)
- + SENSOR-MANIFOLD ABSOLUTE PRESSURE
  - 8W-30-13 - WIRING DIAGRAM FUEL/IGNITION SYSTEM, (GAS)
- + SENSOR-MANIFOLD SWIRL VALVE POSITION 1
  - 8W-30-13 - WIRING DIAGRAM FUEL/IGNITION SYSTEM, (GAS)
- + SENSOR-MANIFOLD SWIRL VALVE POSITION 2
  - 8W-30-13 - WIRING DIAGRAM FUEL/IGNITION SYSTEM, (GAS)
  - 8W-30-15 - WIRING DIAGRAM FUEL/IGNITION SYSTEM, (GAS)
- + SENSOR-MASS AIRFLOW
  - 8W-30-24 - WIRING DIAGRAM FUEL/IGNITION SYSTEM, (DIESEL)
  - 8W-30-12 - WIRING DIAGRAM FUEL/IGNITION SYSTEM, (GAS)
  - 8W-11-22 - WIRING DIAGRAM FUSE/RELAY BLOCK
  - 8W-11-27 - WIRING DIAGRAM FUSE/RELAY BLOCK, (GAS)
- + SENSOR-OIL PRESSURE
  - 8W-30-15 - WIRING DIAGRAM FUEL/IGNITION SYSTEM, (GAS)
- + SENSOR-OIL TEMPERATURE
  - 8W-30-31 - WIRING DIAGRAM FUEL/IGNITION SYSTEM, (DIESEL)
- + SENSOR-OXYGEN
  - 8W-30-24 - WIRING DIAGRAM FUEL/IGNITION SYSTEM, (DIESEL)
- + SENSOR-OXYGEN 1/1
  - 8W-30-5 - WIRING DIAGRAM FUEL/IGNITION SYSTEM, (GAS)
  - 8W-11-26 - WIRING DIAGRAM FUSE/RELAY BLOCK
- + SENSOR-OXYGEN 1/2
  - 8W-30-5 - WIRING DIAGRAM FUEL/IGNITION SYSTEM, (GAS)
  - 8W-11-26 - WIRING DIAGRAM FUSE/RELAY BLOCK
- + SENSOR-OXYGEN 2/1
  - 8W-30-5 - WIRING DIAGRAM FUEL/IGNITION SYSTEM, (GAS)
  - 8W-11-26 - WIRING DIAGRAM FUSE/RELAY BLOCK

- + SENSOR-OXYGEN 2/2
  - 8W-30-5 - WIRING DIAGRAM FUEL/IGNITION SYSTEM, (GAS)
  - 8W-11-26 - WIRING DIAGRAM FUSE/RELAY BLOCK
- + SENSOR-PARK ASSIST 1
  - 8W-56-9 - WIRING DIAGRAM CONVENIENCE SYSTEMS, (PARK ASSIST)
  - 8W-56-10 - WIRING DIAGRAM CONVENIENCE SYSTEMS, (PARK ASSIST)
- + SENSOR-PARK ASSIST 10
  - 8W-56-11 - WIRING DIAGRAM CONVENIENCE SYSTEMS, (PARK ASSIST)
  - 8W-56-12 - WIRING DIAGRAM CONVENIENCE SYSTEMS, (PARK ASSIST)
- + SENSOR-PARK ASSIST 2
  - 8W-56-9 - WIRING DIAGRAM CONVENIENCE SYSTEMS, (PARK ASSIST)
  - 8W-56-10 - WIRING DIAGRAM CONVENIENCE SYSTEMS, (PARK ASSIST)
- + SENSOR-PARK ASSIST 3
  - 8W-56-9 - WIRING DIAGRAM CONVENIENCE SYSTEMS, (PARK ASSIST)
  - 8W-56-10 - WIRING DIAGRAM CONVENIENCE SYSTEMS, (PARK ASSIST)
- + SENSOR-PARK ASSIST 4
  - 8W-56-9 - WIRING DIAGRAM CONVENIENCE SYSTEMS, (PARK ASSIST)
  - 8W-56-10 - WIRING DIAGRAM CONVENIENCE SYSTEMS, (PARK ASSIST)
- + SENSOR-PARK ASSIST 5
  - 8W-56-9 - WIRING DIAGRAM CONVENIENCE SYSTEMS, (PARK ASSIST)
  - 8W-56-10 - WIRING DIAGRAM CONVENIENCE SYSTEMS, (PARK ASSIST)
- + SENSOR-PARK ASSIST 6
  - 8W-56-9 - WIRING DIAGRAM CONVENIENCE SYSTEMS, (PARK ASSIST)
  - 8W-56-10 - WIRING DIAGRAM CONVENIENCE SYSTEMS, (PARK ASSIST)
- + SENSOR-PARK ASSIST 7
  - 8W-56-11 - WIRING DIAGRAM CONVENIENCE SYSTEMS, (PARK ASSIST)
  - 8W-56-12 - WIRING DIAGRAM CONVENIENCE SYSTEMS, (PARK ASSIST)
- + SENSOR-PARK ASSIST 8
  - 8W-56-11 - WIRING DIAGRAM CONVENIENCE SYSTEMS, (PARK ASSIST)
  - 8W-56-12 - WIRING DIAGRAM CONVENIENCE SYSTEMS, (PARK ASSIST)
- + SENSOR-PARK ASSIST 9
  - 8W-56-11 - WIRING DIAGRAM CONVENIENCE SYSTEMS, (PARK ASSIST)
  - 8W-56-12 - WIRING DIAGRAM CONVENIENCE SYSTEMS, (PARK ASSIST)
- + SENSOR-RAIN/LIGHT
  - 8W-50-2 - WIRING DIAGRAM FRONT LIGHTING
  - 8W-49-5 - WIRING DIAGRAM OVERHEAD CONSOLE
- + SENSOR-SIDE IMPACT-LEFT 1
  - 8W-15-27 - WIRING DIAGRAM GROUND DISTRIBUTION
  - 8W-43-5 - WIRING DIAGRAM OCCUPANT RESTRAINT SYSTEM, (HIGHLINE)
- + SENSOR-SIDE IMPACT-LEFT 2
  - 8W-15-28 - WIRING DIAGRAM GROUND DISTRIBUTION
  - 8W-43-5 - WIRING DIAGRAM OCCUPANT RESTRAINT SYSTEM, (HIGHLINE)
- + SENSOR-SIDE IMPACT-RIGHT 1
  - 8W-15-27 - WIRING DIAGRAM GROUND DISTRIBUTION
  - 8W-43-5 - WIRING DIAGRAM OCCUPANT RESTRAINT SYSTEM, (HIGHLINE)
- + SENSOR-SIDE IMPACT-RIGHT 2
  - 8W-15-28 - WIRING DIAGRAM GROUND DISTRIBUTION
  - 8W-43-5 - WIRING DIAGRAM OCCUPANT RESTRAINT SYSTEM, (HIGHLINE)
- + SENSOR-VEHICLE SPEED
  - 8W-40-3 - WIRING DIAGRAM INSTRUMENT CLUSTER
- + SENSOR-WATER IN FUEL
  - 8W-30-24 - WIRING DIAGRAM FUEL/IGNITION SYSTEM, (DIESEL)
- + SENSOR-WHEEL SPEED-LEFT FRONT
  - 8W-35-4 - WIRING DIAGRAM ANTILOCK BRAKES
- + SENSOR-WHEEL SPEED-LEFT REAR
  - 8W-35-4 - WIRING DIAGRAM ANTILOCK BRAKES
- + SENSOR-WHEEL SPEED-RIGHT FRONT
  - 8W-35-4 - WIRING DIAGRAM ANTILOCK BRAKES
- + SENSOR-WHEEL SPEED-RIGHT REAR
  - 8W-35-4 - WIRING DIAGRAM ANTILOCK BRAKES
- + SIREN
  - 8W-11-29 - WIRING DIAGRAM FUSE/RELAY BLOCK
  - 8W-15-3 - WIRING DIAGRAM GROUND DISTRIBUTION
  - 8W-15-4 - WIRING DIAGRAM GROUND DISTRIBUTION
  - 8W-49-2 - WIRING DIAGRAM OVERHEAD CONSOLE
  - 8W-39-3 - WIRING DIAGRAM VEHICLE THEFT SECURITY SYSTEM
- + SOLENOID-AUXILIARY DRIVE
  - 8W-56-2 - WIRING DIAGRAM CONVENIENCE SYSTEMS, (PROGRAMMABLE SPECIAL MODULE)
  - 8W-15-19 - WIRING DIAGRAM GROUND DISTRIBUTION
- + SOLENOID-CAMSHAFT POSITION 1/1
  - 8W-30-12 - WIRING DIAGRAM FUEL/IGNITION SYSTEM, (GAS)
  - 8W-11-27 - WIRING DIAGRAM FUSE/RELAY BLOCK, (GAS)
- + SOLENOID-CAMSHAFT POSITION 1/2





























































































- 8W-30-12 - WIRING DIAGRAM FUEL/IGNITION SYSTEM, (GAS)
- 8W-11-27 - WIRING DIAGRAM FUSE/RELAY BLOCK, (GAS)
- + SOLENOID-CAMSHAFT POSITION 2/1
  - 8W-30-14 - WIRING DIAGRAM FUEL/IGNITION SYSTEM, (GAS)
  - 8W-11-25 - WIRING DIAGRAM FUSE/RELAY BLOCK, (GAS)
- + SOLENOID-CAMSHAFT POSITION 2/2
  - 8W-30-14 - WIRING DIAGRAM FUEL/IGNITION SYSTEM, (GAS)
  - 8W-11-25 - WIRING DIAGRAM FUSE/RELAY BLOCK, (GAS)
- + SOLENOID-MANIFOLD FLOW VALVE
  - 8W-30-17 - WIRING DIAGRAM FUEL/IGNITION SYSTEM, (GAS)
  - 8W-11-26 - WIRING DIAGRAM FUSE/RELAY BLOCK
- + SOLENOID-MANIFOLD SWIRL VALVE
  - 8W-30-17 - WIRING DIAGRAM FUEL/IGNITION SYSTEM, (GAS)
  - 8W-11-26 - WIRING DIAGRAM FUSE/RELAY BLOCK
- + SPEAKER-CENTER
  - 8W-47-4 - WIRING DIAGRAM AUDIO/VIDEO SYSTEM, (SOUND 20 RADIO)
- + SPEAKER-LEFT DOOR
  - 8W-47-8 - WIRING DIAGRAM AUDIO/VIDEO SYSTEM, (PREINSTALLATION)
  - 8W-47-5 - WIRING DIAGRAM AUDIO/VIDEO SYSTEM, (SOUND 5 RADIO EXCEPT PREINSTALLATION)
- + SPEAKER-LEFT REAR
  - 8W-47-3 - WIRING DIAGRAM AUDIO/VIDEO SYSTEM
- + SPEAKER-LEFT SIDEWALL
  - 8W-47-3 - WIRING DIAGRAM AUDIO/VIDEO SYSTEM
- + SPEAKER-RIGHT DOOR
  - 8W-47-8 - WIRING DIAGRAM AUDIO/VIDEO SYSTEM, (PREINSTALLATION)
  - 8W-47-5 - WIRING DIAGRAM AUDIO/VIDEO SYSTEM, (SOUND 5 RADIO EXCEPT PREINSTALLATION)
- + SPEAKER-RIGHT REAR
  - 8W-47-3 - WIRING DIAGRAM AUDIO/VIDEO SYSTEM
- + SPEAKER-RIGHT SIDEWALL
  - 8W-47-3 - WIRING DIAGRAM AUDIO/VIDEO SYSTEM
- + SPEAKER-TWEETER-LEFT DOOR
  - 8W-47-4 - WIRING DIAGRAM AUDIO/VIDEO SYSTEM, (SOUND 20 RADIO)
- + SPEAKER-TWEETER-LEFT REAR
  - 8W-47-3 - WIRING DIAGRAM AUDIO/VIDEO SYSTEM
- + SPEAKER-TWEETER-LEFT SIDEWALL
  - 8W-47-3 - WIRING DIAGRAM AUDIO/VIDEO SYSTEM
- + SPEAKER-TWEETER-RIGHT DOOR
  - 8W-47-4 - WIRING DIAGRAM AUDIO/VIDEO SYSTEM, (SOUND 20 RADIO)
- + SPEAKER-TWEETER-RIGHT REAR
  - 8W-47-3 - WIRING DIAGRAM AUDIO/VIDEO SYSTEM
- + SPEAKER-TWEETER-RIGHT SIDEWALL
  - 8W-47-3 - WIRING DIAGRAM AUDIO/VIDEO SYSTEM
- + STARTER
  - 8W-20-2 - WIRING DIAGRAM CHARGING SYSTEM
  - 8W-11-22 - WIRING DIAGRAM FUSE/RELAY BLOCK
  - 8W-10-4 - WIRING DIAGRAM POWER DISTRIBUTION
  - 8W-21-2 - WIRING DIAGRAM STARTING SYSTEM
- + SWITCH-AUXILIARY DRIVE-ON
  - 8W-45-3 - WIRING DIAGRAM BODY CONTROL MODULE
  - 8W-56-2 - WIRING DIAGRAM CONVENIENCE SYSTEMS, (PROGRAMMABLE SPECIAL MODULE)
  - 8W-11-33 - WIRING DIAGRAM FUSE/RELAY BLOCK
  - 8W-11-35 - WIRING DIAGRAM FUSE/RELAY BLOCK
  - 8W-15-13 - WIRING DIAGRAM GROUND DISTRIBUTION
- + SWITCH-AUXILIARY DRIVE-STOP
  - 8W-56-2 - WIRING DIAGRAM CONVENIENCE SYSTEMS, (PROGRAMMABLE SPECIAL MODULE)
  - 8W-15-19 - WIRING DIAGRAM GROUND DISTRIBUTION
- + SWITCH-BACKUP LAMP
  - 8W-45-2 - WIRING DIAGRAM BODY CONTROL MODULE
  - 8W-15-13 - WIRING DIAGRAM GROUND DISTRIBUTION
  - 8W-51-7 - WIRING DIAGRAM REAR LIGHTING
- + SWITCH-BANK
  - 8W-45-2 - WIRING DIAGRAM BODY CONTROL MODULE
  - 8W-18-3 - WIRING DIAGRAM BUS COMMUNICATIONS
  - 8W-11-15 - WIRING DIAGRAM FUSE/RELAY BLOCK
  - 8W-11-31 - WIRING DIAGRAM FUSE/RELAY BLOCK
  - 8W-15-14 - WIRING DIAGRAM GROUND DISTRIBUTION
  - 8W-61-3 - WIRING DIAGRAM POWER DOOR LOCKS
  - 8W-63-2 - WIRING DIAGRAM POWER SEATS
  - 8W-52-2 - WIRING DIAGRAM TURN SIGNALS
  - 8W-39-4 - WIRING DIAGRAM VEHICLE THEFT SECURITY SYSTEM
- + SWITCH-BODY ELECTRICAL-UPFITTERS
  - 8W-42-22 - WIRING DIAGRAM AIR CONDITIONING/HEATER, (AUXILIARY HEATER 2 WITH HEATER - RADIO SIGNAL RECEIVER)
  - 8W-42-23 - WIRING DIAGRAM AIR CONDITIONING/HEATER, (AUXILIARY HEATER 2 WITHOUT HEATER - RADIO SIGNAL RECEIVER)






















































- 📄 8W-42-18 - WIRING DIAGRAM AIR CONDITIONING/HEATER, (MTC)
- 📄 8W-42-24 - WIRING DIAGRAM AIR CONDITIONING/HEATER, (ROOF VENTILATOR)
- 📄 8W-45-3 - WIRING DIAGRAM BODY CONTROL MODULE
- 📄 8W-11-31 - WIRING DIAGRAM FUSE/RELAY BLOCK
- 📄 8W-11-34 - WIRING DIAGRAM FUSE/RELAY BLOCK
- 📄 8W-11-35 - WIRING DIAGRAM FUSE/RELAY BLOCK
- 📄 8W-11-41 - WIRING DIAGRAM FUSE/RELAY BLOCK
- 📄 8W-15-13 - WIRING DIAGRAM GROUND DISTRIBUTION
- 📄 8W-41-4 - WIRING DIAGRAM HORN/CIGAR LIGHTER/POWER OUTLET
- ⊕ SWITCH-BRAKE FLUID LEVEL
  - 📄 8W-45-16 - WIRING DIAGRAM BODY CONTROL MODULE
- ⊕ SWITCH-CLUTCH PEDAL
  - 📄 8W-15-21 - WIRING DIAGRAM GROUND DISTRIBUTION
- ⊕ SWITCH-CLUTCH POSITION
  - 📄 8W-30-22 - WIRING DIAGRAM FUEL/IGNITION SYSTEM, (DIESEL)
- ⊕ SWITCH-COOLANT LEVEL
  - 📄 8W-45-17 - WIRING DIAGRAM BODY CONTROL MODULE
- ⊕ SWITCH-DIMMER
  - 📄 8W-45-2 - WIRING DIAGRAM BODY CONTROL MODULE
  - 📄 8W-50-4 - WIRING DIAGRAM FRONT LIGHTING
  - 📄 8W-11-15 - WIRING DIAGRAM FUSE/RELAY BLOCK
  - 📄 8W-11-23 - WIRING DIAGRAM FUSE/RELAY BLOCK
  - 📄 8W-40-3 - WIRING DIAGRAM INSTRUMENT CLUSTER
  - 📄 8W-44-2 - WIRING DIAGRAM INTERIOR LIGHTING
- ⊕ SWITCH-HEADLAMP LEVELING
  - 📄 8W-45-9 - WIRING DIAGRAM BODY CONTROL MODULE
  - 📄 8W-45-10 - WIRING DIAGRAM BODY CONTROL MODULE
  - 📄 8W-45-11 - WIRING DIAGRAM BODY CONTROL MODULE
  - 📄 8W-45-12 - WIRING DIAGRAM BODY CONTROL MODULE
  - 📄 8W-50-9 - WIRING DIAGRAM FRONT LIGHTING, (XENON)
  - 📄 8W-11-23 - WIRING DIAGRAM FUSE/RELAY BLOCK
  - 📄 8W-15-10 - WIRING DIAGRAM GROUND DISTRIBUTION
- ⊕ SWITCH-HOOD AJAR
  - 📄 8W-15-8 - WIRING DIAGRAM GROUND DISTRIBUTION
  - 📄 8W-49-2 - WIRING DIAGRAM OVERHEAD CONSOLE
  - 📄 8W-39-3 - WIRING DIAGRAM VEHICLE THEFT SECURITY SYSTEM
- ⊕ SWITCH-IGNITION
  - 📄 8W-45-2 - WIRING DIAGRAM BODY CONTROL MODULE
  - 📄 8W-18-2 - WIRING DIAGRAM BUS COMMUNICATIONS
  - 📄 8W-18-3 - WIRING DIAGRAM BUS COMMUNICATIONS
  - 📄 8W-18-6 - WIRING DIAGRAM BUS COMMUNICATIONS
  - 📄 8W-50-2 - WIRING DIAGRAM FRONT LIGHTING
  - 📄 8W-50-3 - WIRING DIAGRAM FRONT LIGHTING
  - 📄 8W-11-16 - WIRING DIAGRAM FUSE/RELAY BLOCK
  - 📄 8W-11-37 - WIRING DIAGRAM FUSE/RELAY BLOCK
  - 📄 8W-11-38 - WIRING DIAGRAM FUSE/RELAY BLOCK
  - 📄 8W-15-11 - WIRING DIAGRAM GROUND DISTRIBUTION
  - 📄 8W-10-10 - WIRING DIAGRAM POWER DISTRIBUTION
  - 📄 8W-61-3 - WIRING DIAGRAM POWER DOOR LOCKS
  - 📄 8W-31-4 - WIRING DIAGRAM TRANSMISSION CONTROL SYSTEM
  - 📄 8W-52-2 - WIRING DIAGRAM TURN SIGNALS
  - 📄 8W-52-3 - WIRING DIAGRAM TURN SIGNALS
  - 📄 8W-39-2 - WIRING DIAGRAM VEHICLE THEFT SECURITY SYSTEM
  - 📄 8W-39-4 - WIRING DIAGRAM VEHICLE THEFT SECURITY SYSTEM
- ⊕ SWITCH-OIL LEVEL
  - 📄 8W-30-16 - WIRING DIAGRAM FUEL/IGNITION SYSTEM, (GAS)
- ⊕ SWITCH-PARKING BRAKE
  - 📄 8W-45-18 - WIRING DIAGRAM BODY CONTROL MODULE
  - 📄 8W-15-21 - WIRING DIAGRAM GROUND DISTRIBUTION
- ⊕ SWITCH-PARKING HEATER
  - 📄 8W-42-23 - WIRING DIAGRAM AIR CONDITIONING/HEATER, (AUXILIARY HEATER 2 WITHOUT HEATER - RADIO SIGNAL RECEIVER)
  - 📄 8W-45-3 - WIRING DIAGRAM BODY CONTROL MODULE
  - 📄 8W-11-35 - WIRING DIAGRAM FUSE/RELAY BLOCK
  - 📄 8W-15-13 - WIRING DIAGRAM GROUND DISTRIBUTION
- ⊕ SWITCH-PARKING HEATER WARM WATER
  - 📄 8W-42-22 - WIRING DIAGRAM AIR CONDITIONING/HEATER, (AUXILIARY HEATER 2 WITH HEATER - RADIO SIGNAL RECEIVER)
  - 📄 8W-45-3 - WIRING DIAGRAM BODY CONTROL MODULE
  - 📄 8W-11-35 - WIRING DIAGRAM FUSE/RELAY BLOCK
  - 📄 8W-15-12 - WIRING DIAGRAM GROUND DISTRIBUTION
- ⊕ SWITCH-POWER WINDOW-PASSENGER
  - 📄 8W-45-3 - WIRING DIAGRAM BODY CONTROL MODULE
  - 📄 8W-45-19 - WIRING DIAGRAM BODY CONTROL MODULE




























































- 8W-11-35 - WIRING DIAGRAM FUSE/RELAY BLOCK
- 8W-60-3 - WIRING DIAGRAM POWER WINDOWS
- + SWITCH-POWER WINDOW/MIRROR-DRIVER
  - 8W-11-17 - WIRING DIAGRAM FUSE/RELAY BLOCK
  - 8W-61-2 - WIRING DIAGRAM POWER DOOR LOCKS
  - 8W-62-3 - WIRING DIAGRAM POWER MIRRORS
  - 8W-62-4 - WIRING DIAGRAM POWER MIRRORS
  - 8W-60-2 - WIRING DIAGRAM POWER WINDOWS
  - 8W-39-7 - WIRING DIAGRAM VEHICLE THEFT SECURITY SYSTEM
- + SWITCH-ROOF LAMP-REAR
  - 8W-45-3 - WIRING DIAGRAM BODY CONTROL MODULE
  - 8W-45-4 - WIRING DIAGRAM BODY CONTROL MODULE
  - 8W-11-32 - WIRING DIAGRAM FUSE/RELAY BLOCK
  - 8W-11-35 - WIRING DIAGRAM FUSE/RELAY BLOCK
  - 8W-15-13 - WIRING DIAGRAM GROUND DISTRIBUTION
  - 8W-44-3 - WIRING DIAGRAM INTERIOR LIGHTING
- + SWITCH-ROOF VENTILATOR
  - 8W-42-24 - WIRING DIAGRAM AIR CONDITIONING/HEATER, (ROOF VENTILATOR)
  - 8W-45-3 - WIRING DIAGRAM BODY CONTROL MODULE
  - 8W-11-34 - WIRING DIAGRAM FUSE/RELAY BLOCK
  - 8W-11-35 - WIRING DIAGRAM FUSE/RELAY BLOCK
  - 8W-15-12 - WIRING DIAGRAM GROUND DISTRIBUTION
- + SWITCH-SEAT BELT-DRIVER
  - 8W-15-19 - WIRING DIAGRAM GROUND DISTRIBUTION
  - 8W-43-6 - WIRING DIAGRAM OCCUPANT RESTRAINT SYSTEM, (HIGHLINE)
- + SWITCH-SPEED CONTROL
  - 8W-45-3 - WIRING DIAGRAM BODY CONTROL MODULE
  - 8W-56-2 - WIRING DIAGRAM CONVENIENCE SYSTEMS, (PROGRAMMABLE SPECIAL MODULE)
  - 8W-11-35 - WIRING DIAGRAM FUSE/RELAY BLOCK
  - 8W-15-11 - WIRING DIAGRAM GROUND DISTRIBUTION
  - 8W-33-3 - WIRING DIAGRAM VEHICLE SPEED CONTROL
- + SWITCH-STOP LAMP
  - 8W-35-3 - WIRING DIAGRAM ANTILOCK BRAKES
  - 8W-45-27 - WIRING DIAGRAM BODY CONTROL MODULE, (CHASSIS CAB)
  - 8W-11-21 - WIRING DIAGRAM FUSE/RELAY BLOCK
  - 8W-40-3 - WIRING DIAGRAM INSTRUMENT CLUSTER
  - 8W-51-2 - WIRING DIAGRAM REAR LIGHTING
  - 8W-54-3 - WIRING DIAGRAM TRAILER TOW
  - 8W-33-2 - WIRING DIAGRAM VEHICLE SPEED CONTROL
- + SWITCH-WASHER-FLUID LEVEL
  - 8W-45-17 - WIRING DIAGRAM BODY CONTROL MODULE
  - 8W-53-3 - WIRING DIAGRAM WIPERS
- + THERMOSTAT
  - 8W-30-17 - WIRING DIAGRAM FUEL/IGNITION SYSTEM, (GAS)
  - 8W-11-26 - WIRING DIAGRAM FUSE/RELAY BLOCK
- + THROTTLE BODY
  - 8W-30-28 - WIRING DIAGRAM FUEL/IGNITION SYSTEM, (DIESEL)
  - 8W-30-9 - WIRING DIAGRAM FUEL/IGNITION SYSTEM, (GAS)
- + TRANSPONDER-TIRE PRESSURE MONITOR-FRONT
  - 8W-40-5 - WIRING DIAGRAM INSTRUMENT CLUSTER
- + TRANSPONDER-TIRE PRESSURE MONITOR-REAR
  - 8W-40-5 - WIRING DIAGRAM INSTRUMENT CLUSTER
- + VALVE-CLUTCH
  - 8W-42-12 - WIRING DIAGRAM AIR CONDITIONING/HEATER, (ATC)
  - 8W-15-29 - WIRING DIAGRAM GROUND DISTRIBUTION
- + VALVE-EGR
  - 8W-30-19 - WIRING DIAGRAM FUEL/IGNITION SYSTEM, (DIESEL)
  - 8W-11-24 - WIRING DIAGRAM FUSE/RELAY BLOCK
- + VALVE-EGR SWITCHOVER
  - 8W-30-19 - WIRING DIAGRAM FUEL/IGNITION SYSTEM, (DIESEL)
  - 8W-11-24 - WIRING DIAGRAM FUSE/RELAY BLOCK
- + VALVE-ELECTRIC AIR PUMP SWITCHOVER
  - 8W-30-5 - WIRING DIAGRAM FUEL/IGNITION SYSTEM, (GAS)
  - 8W-11-26 - WIRING DIAGRAM FUSE/RELAY BLOCK
- + VALVE-HEATER CONTROL
  - 8W-42-11 - WIRING DIAGRAM AIR CONDITIONING/HEATER, (ATC)
  - 8W-42-21 - WIRING DIAGRAM AIR CONDITIONING/HEATER, (AUXILIARY HEATER 2 WITH HEATER - RADIO SIGNAL RECEIVER)
  - 8W-42-23 - WIRING DIAGRAM AIR CONDITIONING/HEATER, (AUXILIARY HEATER 2 WITHOUT HEATER - RADIO SIGNAL RECEIVER)
  - 8W-42-17 - WIRING DIAGRAM AIR CONDITIONING/HEATER, (MTC)
  - 8W-15-8 - WIRING DIAGRAM GROUND DISTRIBUTION
- + VALVE-POWER STEERING PUMP
  - 8W-30-17 - WIRING DIAGRAM FUEL/IGNITION SYSTEM, (GAS)
  - 8W-11-26 - WIRING DIAGRAM FUSE/RELAY BLOCK

- + VALVE-PRESSURE CONTROL
  - 8W-30-26 - WIRING DIAGRAM FUEL/IGNITION SYSTEM, (DIESEL)
- + VALVE-PURGE CONTROL
  - 8W-30-17 - WIRING DIAGRAM FUEL/IGNITION SYSTEM, (GAS)
  - 8W-11-19 - WIRING DIAGRAM FUSE/RELAY BLOCK
- + VALVE-SHUT-OFF
  - 8W-30-17 - WIRING DIAGRAM FUEL/IGNITION SYSTEM, (GAS)
  - 8W-11-19 - WIRING DIAGRAM FUSE/RELAY BLOCK
- + WINDSHIELD HEATER FUSE 30A
  - 8W-10-6 - WIRING DIAGRAM POWER DISTRIBUTION
  - 8W-48-6 - WIRING DIAGRAM REAR WINDOW DEFOGGER
- + WINDSHIELD-ELECTRIC HEATED 1
  - 8W-15-17 - WIRING DIAGRAM GROUND DISTRIBUTION
  - 8W-48-6 - WIRING DIAGRAM REAR WINDOW DEFOGGER
- + WINDSHIELD-ELECTRIC HEATED 2
  - 8W-15-17 - WIRING DIAGRAM GROUND DISTRIBUTION
  - 8W-48-6 - WIRING DIAGRAM REAR WINDOW DEFOGGER
- + X169/1
- + X169/2
- + X169/4
  - 8W-56-6 - WIRING DIAGRAM CONVENIENCE SYSTEMS, (BACKUP CAMERA W/MONITOR)
- + X169/6
- + 8W-10 POWER DISTRIBUTION
  - + ACTUATOR-BLEND DOOR 1
    - 8W-10-8 - WIRING DIAGRAM
  - + ACTUATOR-BLEND DOOR 2
    - 8W-10-8 - WIRING DIAGRAM
  - + BATTERY
    - 8W-10-4 - WIRING DIAGRAM
  - + BATTERY-AUXILIARY
    - 8W-10-9 - WIRING DIAGRAM
  - + CLUSTER
    - 8W-10-10 - WIRING DIAGRAM
  - + FUSE 1
    - 8W-10-5 - WIRING DIAGRAM
  - + FUSE 2
    - 8W-10-5 - WIRING DIAGRAM
    - 8W-10-10 - WIRING DIAGRAM
  - + FUSE 23
    - 8W-10-9 - WIRING DIAGRAM
  - + FUSE 24
    - 8W-10-9 - WIRING DIAGRAM
  - + FUSE 25
    - 8W-10-9 - WIRING DIAGRAM
  - + FUSE 3
    - 8W-10-5 - WIRING DIAGRAM
    - 8W-10-10 - WIRING DIAGRAM
  - + FUSE 4
    - 8W-10-5 - WIRING DIAGRAM
    - 8W-10-9 - WIRING DIAGRAM
  - + FUSE 5
    - 8W-10-5 - WIRING DIAGRAM
    - 8W-10-7 - WIRING DIAGRAM
  - + FUSE 6
    - 8W-10-5 - WIRING DIAGRAM
    - 8W-10-6 - WIRING DIAGRAM
  - + FUSE 7
    - 8W-10-4 - WIRING DIAGRAM
  - + FUSE BLOCK 5
    - 8W-10-9 - WIRING DIAGRAM
  - + FUSE-A/C (50A)
    - 8W-10-6 - WIRING DIAGRAM
  - + FUSE-EXTERNAL 1
    - 8W-10-9 - WIRING DIAGRAM
  - + FUSE-EXTERNAL 2
    - 8W-10-9 - WIRING DIAGRAM
  - + FUSE/RELAY BLOCK
    - 8W-10-5 - WIRING DIAGRAM
    - 8W-10-10 - WIRING DIAGRAM
  - + G100
    - 8W-10-4 - WIRING DIAGRAM
  - + G101
    - 8W-10-9 - WIRING DIAGRAM
  - + G301













































-  8W-10-9 - WIRING DIAGRAM
- + MODULE-BODY CONTROL
  -  8W-10-9 - WIRING DIAGRAM
  -  8W-10-10 - WIRING DIAGRAM
- + MODULE-GLOW PLUG
  -  8W-10-5 - WIRING DIAGRAM
- + MODULE-POWERTRAIN CONTROL
  -  8W-10-10 - WIRING DIAGRAM
- + MODULE-STEERING COLUMN LOCK
  -  8W-10-10 - WIRING DIAGRAM
- + POWER DISTRIBUTION CENTER
  -  8W-10-4 - WIRING DIAGRAM
  -  8W-10-5 - WIRING DIAGRAM
- + PTC-HEATER
  -  8W-10-4 - WIRING DIAGRAM
- + RELAY BLOCK
  -  8W-10-9 - WIRING DIAGRAM
- + RELAY-ADDITIONAL-TERMINAL 15
  -  8W-10-6 - WIRING DIAGRAM
- + RELAY-AUXILIARY FAN
  -  8W-10-8 - WIRING DIAGRAM
- + RELAY-AUXILIARY FAN-ROOF
  -  8W-10-8 - WIRING DIAGRAM
- + RELAY-BATTERY ISOLATOR
  -  8W-10-5 - WIRING DIAGRAM
  -  8W-10-9 - WIRING DIAGRAM
- + RELAY-ELECTRIC AIR PUMP
  -  8W-10-5 - WIRING DIAGRAM
- + RELAY-ENGINE CONTROL
  -  8W-10-10 - WIRING DIAGRAM
- + RELAY-RELIEF-TERMINAL 15
  -  8W-10-6 - WIRING DIAGRAM
- + S210
  -  8W-10-10 - WIRING DIAGRAM
- + S211
  -  8W-10-5 - WIRING DIAGRAM
  -  8W-10-8 - WIRING DIAGRAM
- + S222
  -  8W-10-7 - WIRING DIAGRAM
- + S301
  -  8W-10-5 - WIRING DIAGRAM
  -  8W-10-7 - WIRING DIAGRAM
- + S313
  -  8W-10-9 - WIRING DIAGRAM
- + S314
  -  8W-10-5 - WIRING DIAGRAM
  -  8W-10-6 - WIRING DIAGRAM
- + S352
  -  8W-10-8 - WIRING DIAGRAM
- + STARTER
  -  8W-10-4 - WIRING DIAGRAM
- + SWITCH-IGNITION
  -  8W-10-10 - WIRING DIAGRAM
- + WINDSHIELD HEATER FUSE 30A
  -  8W-10-6 - WIRING DIAGRAM
- + 8W-11 FUSE/RELAY BLOCK
  - + ACTUATOR-RECIRCULATION DOOR-REAR 1
    -  8W-11-43 - WIRING DIAGRAM
  - + ACTUATOR-RECIRCULATION DOOR-REAR 2
    -  8W-11-43 - WIRING DIAGRAM
  - + ACTUATOR-VNT
    -  8W-11-24 - WIRING DIAGRAM
  - + ANTENNA-FBS-HATCH
    -  8W-11-37 - WIRING DIAGRAM
  - + ASSEMBLY-SHIFTER LEVER
    -  8W-11-34 - WIRING DIAGRAM
    -  8W-11-35 - WIRING DIAGRAM
    -  8W-11-37 - WIRING DIAGRAM
  - + CAMERA-REAR
    -  8W-11-33 - WIRING DIAGRAM
  - + CAPACITOR-IGNITION-LEFT
    -  8W-11-20 - WIRING DIAGRAM
  - + CAPACITOR-IGNITION-RIGHT
    -  8W-11-24 - WIRING DIAGRAM





















































- + CD CHANGER
  -  8W-11-32 - WIRING DIAGRAM
- + CIGAR LIGHTER
  -  8W-11-18 - WIRING DIAGRAM
  -  8W-11-35 - WIRING DIAGRAM
- + CLUSTER
  -  8W-11-16 - WIRING DIAGRAM
  -  8W-11-23 - WIRING DIAGRAM
- + COIL-IGNITION 1
  -  8W-11-24 - WIRING DIAGRAM
- + COIL-IGNITION 2
  -  8W-11-24 - WIRING DIAGRAM
- + COIL-IGNITION 3
  -  8W-11-24 - WIRING DIAGRAM
- + COIL-IGNITION 4
  -  8W-11-20 - WIRING DIAGRAM
- + COIL-IGNITION 5
  -  8W-11-20 - WIRING DIAGRAM
- + COIL-IGNITION 6
  -  8W-11-20 - WIRING DIAGRAM
- + CONNECTOR-RADIO PREINSTALLATION
  -  8W-11-18 - WIRING DIAGRAM
  -  8W-11-30 - WIRING DIAGRAM
  -  8W-11-35 - WIRING DIAGRAM
- + CONNECTOR-UPFITTERS X145/6
  -  8W-11-41 - WIRING DIAGRAM
- + CONNECTOR-UPFITTERS X178
  -  8W-11-31 - WIRING DIAGRAM
  -  8W-11-33 - WIRING DIAGRAM
  -  8W-11-36 - WIRING DIAGRAM
- + CONTROL-A/C-HEATER
  -  8W-11-23 - WIRING DIAGRAM
  -  8W-11-30 - WIRING DIAGRAM
  -  8W-11-32 - WIRING DIAGRAM
  -  8W-11-35 - WIRING DIAGRAM
  -  8W-11-41 - WIRING DIAGRAM
- + DATA LINK CONNECTOR
  -  8W-11-23 - WIRING DIAGRAM
  -  8W-11-28 - WIRING DIAGRAM
  -  8W-11-38 - WIRING DIAGRAM
- + DIAGNOSTIC JUNCTION BLOCK 25
  -  8W-11-38 - WIRING DIAGRAM
- + DIAGNOSTIC JUNCTION BLOCK 27
  -  8W-11-38 - WIRING DIAGRAM
- + FUSE 1
  -  8W-11-15 - WIRING DIAGRAM
  -  8W-11-17 - WIRING DIAGRAM
  -  8W-11-18 - WIRING DIAGRAM
  -  8W-11-28 - WIRING DIAGRAM
- + FUSE 10
  -  8W-11-19 - WIRING DIAGRAM
  -  8W-11-30 - WIRING DIAGRAM
  -  8W-11-39 - WIRING DIAGRAM
- + FUSE 11
  -  8W-11-17 - WIRING DIAGRAM
  -  8W-11-18 - WIRING DIAGRAM
  -  8W-11-30 - WIRING DIAGRAM
  -  8W-11-39 - WIRING DIAGRAM
- + FUSE 12
  -  8W-11-18 - WIRING DIAGRAM
  -  8W-11-19 - WIRING DIAGRAM
  -  8W-11-30 - WIRING DIAGRAM
  -  8W-11-39 - WIRING DIAGRAM
- + FUSE 13
  -  8W-11-18 - WIRING DIAGRAM
  -  8W-11-31 - WIRING DIAGRAM
  -  8W-11-40 - WIRING DIAGRAM
- + FUSE 14
  -  8W-11-23 - WIRING DIAGRAM
  -  8W-11-31 - WIRING DIAGRAM
  -  8W-11-40 - WIRING DIAGRAM
- + FUSE 15
  -  8W-11-23 - WIRING DIAGRAM










































-  8W-11-31 - WIRING DIAGRAM
-  8W-11-35 - WIRING DIAGRAM
-  8W-11-40 - WIRING DIAGRAM
- + FUSE 16
  -  8W-11-19 - WIRING DIAGRAM
  -  8W-11-20 - WIRING DIAGRAM
  -  8W-11-32 - WIRING DIAGRAM
  -  8W-11-40 - WIRING DIAGRAM
- + FUSE 17
  -  8W-11-22 - WIRING DIAGRAM
  -  8W-11-32 - WIRING DIAGRAM
  -  8W-11-40 - WIRING DIAGRAM
- + FUSE 18
  -  8W-11-21 - WIRING DIAGRAM
  -  8W-11-32 - WIRING DIAGRAM
  -  8W-11-40 - WIRING DIAGRAM
- + FUSE 19
  -  8W-11-21 - WIRING DIAGRAM
  -  8W-11-41 - WIRING DIAGRAM
- + FUSE 2
  -  8W-11-16 - WIRING DIAGRAM
  -  8W-11-17 - WIRING DIAGRAM
  -  8W-11-28 - WIRING DIAGRAM
- + FUSE 20
  -  8W-11-21 - WIRING DIAGRAM
  -  8W-11-41 - WIRING DIAGRAM
- + FUSE 21
  -  8W-11-22 - WIRING DIAGRAM
  -  8W-11-42 - WIRING DIAGRAM
- + FUSE 22
  -  8W-11-23 - WIRING DIAGRAM
  -  8W-11-42 - WIRING DIAGRAM
- + FUSE 23
  -  8W-11-22 - WIRING DIAGRAM
  -  8W-11-42 - WIRING DIAGRAM
- + FUSE 24
  -  8W-11-22 - WIRING DIAGRAM
  -  8W-11-42 - WIRING DIAGRAM
- + FUSE 25
  -  8W-11-21 - WIRING DIAGRAM
  -  8W-11-42 - WIRING DIAGRAM
- + FUSE 26
  -  8W-11-42 - WIRING DIAGRAM
- + FUSE 27
  -  8W-11-42 - WIRING DIAGRAM
- + FUSE 28
  -  8W-11-43 - WIRING DIAGRAM
- + FUSE 3
  -  8W-11-16 - WIRING DIAGRAM
  -  8W-11-19 - WIRING DIAGRAM
  -  8W-11-28 - WIRING DIAGRAM
  -  8W-11-33 - WIRING DIAGRAM
  -  8W-11-37 - WIRING DIAGRAM
  -  8W-11-38 - WIRING DIAGRAM
- + FUSE 31
  -  8W-11-43 - WIRING DIAGRAM
- + FUSE 33
  -  8W-11-43 - WIRING DIAGRAM
- + FUSE 34
  -  8W-11-43 - WIRING DIAGRAM
- + FUSE 4
  -  8W-11-15 - WIRING DIAGRAM
  -  8W-11-28 - WIRING DIAGRAM
  -  8W-11-33 - WIRING DIAGRAM
- + FUSE 5
  -  8W-11-15 - WIRING DIAGRAM
  -  8W-11-18 - WIRING DIAGRAM
  -  8W-11-21 - WIRING DIAGRAM
  -  8W-11-24 - WIRING DIAGRAM
  -  8W-11-27 - WIRING DIAGRAM , (GAS)
  -  8W-11-28 - WIRING DIAGRAM
  -  8W-11-29 - WIRING DIAGRAM
  -  8W-11-30 - WIRING DIAGRAM

















































-  8W-11-31 - WIRING DIAGRAM
-  8W-11-32 - WIRING DIAGRAM
-  8W-11-33 - WIRING DIAGRAM
- + FUSE 6
  -  8W-11-17 - WIRING DIAGRAM
  -  8W-11-18 - WIRING DIAGRAM
  -  8W-11-20 - WIRING DIAGRAM
  -  8W-11-21 - WIRING DIAGRAM
  -  8W-11-25 - WIRING DIAGRAM , (GAS)
  -  8W-11-39 - WIRING DIAGRAM
  -  8W-11-40 - WIRING DIAGRAM
  -  8W-11-41 - WIRING DIAGRAM
  -  8W-11-42 - WIRING DIAGRAM
  -  8W-11-43 - WIRING DIAGRAM
- + FUSE 7
  -  8W-11-18 - WIRING DIAGRAM
  -  8W-11-19 - WIRING DIAGRAM
  -  8W-11-29 - WIRING DIAGRAM
  -  8W-11-34 - WIRING DIAGRAM
- + FUSE 8
  -  8W-11-19 - WIRING DIAGRAM
  -  8W-11-24 - WIRING DIAGRAM
  -  8W-11-29 - WIRING DIAGRAM
  -  8W-11-34 - WIRING DIAGRAM
  -  8W-11-39 - WIRING DIAGRAM
- + FUSE 9
  -  8W-11-19 - WIRING DIAGRAM
  -  8W-11-20 - WIRING DIAGRAM
  -  8W-11-34 - WIRING DIAGRAM
- + FUSE BLOCK
  -  8W-11-7 - WIRING DIAGRAM
  -  8W-11-9 - WIRING DIAGRAM
- + FUSE BLOCK 1
  -  8W-11-7 - WIRING DIAGRAM
  -  8W-11-25 - WIRING DIAGRAM , (GAS)
  -  8W-11-27 - WIRING DIAGRAM , (GAS)
  -  8W-11-28 - WIRING DIAGRAM
  -  8W-11-29 - WIRING DIAGRAM
- + FUSE BLOCK 2
  -  8W-11-7 - WIRING DIAGRAM
  -  8W-11-30 - WIRING DIAGRAM
  -  8W-11-31 - WIRING DIAGRAM
  -  8W-11-32 - WIRING DIAGRAM
- + FUSE BLOCK 3
  -  8W-11-9 - WIRING DIAGRAM
  -  8W-11-17 - WIRING DIAGRAM
  -  8W-11-33 - WIRING DIAGRAM
  -  8W-11-34 - WIRING DIAGRAM
- + FUSE BLOCK 4
  -  8W-11-9 - WIRING DIAGRAM
  -  8W-11-39 - WIRING DIAGRAM
  -  8W-11-40 - WIRING DIAGRAM
- + FUSE BLOCK 5
  -  8W-11-9 - WIRING DIAGRAM
  -  8W-11-41 - WIRING DIAGRAM
  -  8W-11-42 - WIRING DIAGRAM
- + FUSE BLOCK 6
  -  8W-11-9 - WIRING DIAGRAM
  -  8W-11-43 - WIRING DIAGRAM
- + FUSE/RELAY BLOCK
  -  8W-11-2 - WIRING DIAGRAM
  -  8W-11-15 - WIRING DIAGRAM
  -  8W-11-16 - WIRING DIAGRAM
  -  8W-11-18 - WIRING DIAGRAM
  -  8W-11-19 - WIRING DIAGRAM
  -  8W-11-21 - WIRING DIAGRAM
  -  8W-11-22 - WIRING DIAGRAM
  -  8W-11-23 - WIRING DIAGRAM
- + G200
  -  8W-11-33 - WIRING DIAGRAM
  -  8W-11-35 - WIRING DIAGRAM
  -  8W-11-38 - WIRING DIAGRAM

















































































- + G300
  -  8W-11-36 - WIRING DIAGRAM
- + G301
  -  8W-11-21 - WIRING DIAGRAM
  -  8W-11-39 - WIRING DIAGRAM
  -  8W-11-41 - WIRING DIAGRAM
- + G305
  -  8W-11-17 - WIRING DIAGRAM
  -  8W-11-41 - WIRING DIAGRAM
- + HEATER-CRANKCASE VENT
  -  8W-11-24 - WIRING DIAGRAM
- + HEATER-RADIO SIGNAL RECEIVER
  -  8W-11-31 - WIRING DIAGRAM
- + HORN 1
  -  8W-11-15 - WIRING DIAGRAM
- + I1434
  -  8W-11-39 - WIRING DIAGRAM
- + INJECTOR-FUEL 1
  -  8W-11-27 - WIRING DIAGRAM , (GAS)
- + INJECTOR-FUEL 2
  -  8W-11-27 - WIRING DIAGRAM , (GAS)
- + INJECTOR-FUEL 3
  -  8W-11-27 - WIRING DIAGRAM , (GAS)
- + INJECTOR-FUEL 4
  -  8W-11-25 - WIRING DIAGRAM , (GAS)
- + INJECTOR-FUEL 5
  -  8W-11-25 - WIRING DIAGRAM , (GAS)
- + INJECTOR-FUEL 6
  -  8W-11-25 - WIRING DIAGRAM , (GAS)
- + INTERFACE-UNIVERSAL CELLPHONE
  -  8W-11-30 - WIRING DIAGRAM
- + LAMP-GLOVE BOX
  -  8W-11-18 - WIRING DIAGRAM
- + LAMP-HEADLAMP-LEFT
  -  8W-11-23 - WIRING DIAGRAM
- + LAMP-HEADLAMP-RIGHT
  -  8W-11-23 - WIRING DIAGRAM
- + LAMP-IDENTIFICATION-CENTER FRONT
  -  8W-11-41 - WIRING DIAGRAM
- + MODULE-ADAPTIVE LIGHTING
  -  8W-11-23 - WIRING DIAGRAM
- + MODULE-ADDITIONAL TURN SIGNAL CONTROL
  -  8W-11-40 - WIRING DIAGRAM
- + MODULE-ANTI-LOCK BRAKES
  -  8W-11-23 - WIRING DIAGRAM
  -  8W-11-28 - WIRING DIAGRAM
- + MODULE-AUXILIARY HEATER 1
  -  8W-11-42 - WIRING DIAGRAM
- + MODULE-AUXILIARY HEATER 2
  -  8W-11-42 - WIRING DIAGRAM
- + MODULE-BODY CONTROL
  -  8W-11-15 - WIRING DIAGRAM
  -  8W-11-16 - WIRING DIAGRAM
  -  8W-11-18 - WIRING DIAGRAM
  -  8W-11-21 - WIRING DIAGRAM
  -  8W-11-22 - WIRING DIAGRAM
  -  8W-11-23 - WIRING DIAGRAM
  -  8W-11-35 - WIRING DIAGRAM
  -  8W-11-36 - WIRING DIAGRAM
  -  8W-11-37 - WIRING DIAGRAM
  -  8W-11-39 - WIRING DIAGRAM
- + MODULE-DOOR-DRIVER
  -  8W-11-28 - WIRING DIAGRAM
- + MODULE-ENGINE CONTROL
  -  8W-11-19 - WIRING DIAGRAM
  -  8W-11-20 - WIRING DIAGRAM
  -  8W-11-22 - WIRING DIAGRAM
  -  8W-11-24 - WIRING DIAGRAM
- + MODULE-FUEL PUMP
  -  8W-11-18 - WIRING DIAGRAM
- + MODULE-GLOW PLUG
  -  8W-11-24 - WIRING DIAGRAM
- + MODULE-OCCUPANT RESTRAINT CONTROLLER














































-  8W-11-18 - WIRING DIAGRAM
-  8W-11-19 - WIRING DIAGRAM
-  8W-11-22 - WIRING DIAGRAM
- + MODULE-PARK ASSIST
  -  8W-11-40 - WIRING DIAGRAM
- + MODULE-POWERTRAIN CONTROL
  -  8W-11-16 - WIRING DIAGRAM
  -  8W-11-19 - WIRING DIAGRAM
  -  8W-11-20 - WIRING DIAGRAM
- + MODULE-PROGRAMMABLE SPECIAL
  -  8W-11-40 - WIRING DIAGRAM
- + MODULE-ROOF CONTROL
  -  8W-11-36 - WIRING DIAGRAM
  -  8W-11-41 - WIRING DIAGRAM
- + MODULE-STEERING COLUMN LOCK
  -  8W-11-16 - WIRING DIAGRAM
  -  8W-11-37 - WIRING DIAGRAM
- + MODULE-STEERING CONTROL
  -  8W-11-18 - WIRING DIAGRAM
  -  8W-11-19 - WIRING DIAGRAM
  -  8W-11-37 - WIRING DIAGRAM
- + MODULE-TIRE PRESSURE MONITOR
  -  8W-11-40 - WIRING DIAGRAM
- + MODULE-TRAILER TOW LIGHTING
  -  8W-11-33 - WIRING DIAGRAM
  -  8W-11-40 - WIRING DIAGRAM
- + MODULE-TRANSMISSION CONTROL
  -  8W-11-33 - WIRING DIAGRAM
- + MONITOR-REAR CAMERA
  -  8W-11-33 - WIRING DIAGRAM
- + MOTOR-WIPER-FRONT
  -  8W-11-15 - WIRING DIAGRAM
- + MOTOR-WIPER-REAR DOOR-LEFT
  -  8W-11-17 - WIRING DIAGRAM
  -  8W-11-41 - WIRING DIAGRAM
- + MOTOR-WIPER-REAR DOOR-RIGHT
  -  8W-11-17 - WIRING DIAGRAM
- + POWER DISTRIBUTION CENTER
  -  8W-11-15 - WIRING DIAGRAM
  -  8W-11-16 - WIRING DIAGRAM
  -  8W-11-17 - WIRING DIAGRAM
  -  8W-11-18 - WIRING DIAGRAM
  -  8W-11-19 - WIRING DIAGRAM
  -  8W-11-21 - WIRING DIAGRAM
  -  8W-11-28 - WIRING DIAGRAM
  -  8W-11-29 - WIRING DIAGRAM
  -  8W-11-30 - WIRING DIAGRAM
  -  8W-11-31 - WIRING DIAGRAM
  -  8W-11-32 - WIRING DIAGRAM
  -  8W-11-39 - WIRING DIAGRAM
  -  8W-11-40 - WIRING DIAGRAM
  -  8W-11-41 - WIRING DIAGRAM
  -  8W-11-42 - WIRING DIAGRAM
  -  8W-11-43 - WIRING DIAGRAM
- + POWER OUTLET-BOX SEAT LEFT
  -  8W-11-42 - WIRING DIAGRAM
- + POWER OUTLET-FRONT
  -  8W-11-21 - WIRING DIAGRAM
- + POWER OUTLET-LEFT REAR
  -  8W-11-42 - WIRING DIAGRAM
- + POWER OUTLET-RIGHT REAR
  -  8W-11-42 - WIRING DIAGRAM
- + RADIO
  -  8W-11-30 - WIRING DIAGRAM
- + RELAY BLOCK
  -  8W-11-12 - WIRING DIAGRAM
  -  8W-11-29 - WIRING DIAGRAM
  -  8W-11-34 - WIRING DIAGRAM
  -  8W-11-39 - WIRING DIAGRAM
  -  8W-11-41 - WIRING DIAGRAM
- + RELAY-ADDITIONAL-TERMINAL 15
  -  8W-11-21 - WIRING DIAGRAM
  -  8W-11-33 - WIRING DIAGRAM











































- + RELAY-BATTERY ISOLATOR
  -  8W-11-39 - WIRING DIAGRAM
- + RELAY-BLOWER VENT
  -  8W-11-30 - WIRING DIAGRAM
- + RELAY-BODY HORN
  -  8W-11-41 - WIRING DIAGRAM
- + RELAY-BODY MANUFACTURER 15
  -  8W-11-39 - WIRING DIAGRAM
- + RELAY-BODY MANUFACTURER D(+)
  -  8W-11-39 - WIRING DIAGRAM
- + RELAY-ELECTRIC AIR PUMP
  -  8W-11-19 - WIRING DIAGRAM
- + RELAY-ENGINE CONTROL
  -  8W-11-19 - WIRING DIAGRAM
- + RELAY-FUEL PUMP
  -  8W-11-18 - WIRING DIAGRAM
  -  8W-11-19 - WIRING DIAGRAM
- + RELAY-HEADLAMP WASHER
  -  8W-11-29 - WIRING DIAGRAM
- + RELAY-HORN
  -  8W-11-15 - WIRING DIAGRAM
- + RELAY-REAR WINDOW DEFOGGER 1
  -  8W-11-42 - WIRING DIAGRAM
- + RELAY-REAR WINDOW DEFOGGER 2
  -  8W-11-17 - WIRING DIAGRAM
  -  8W-11-42 - WIRING DIAGRAM
- + RELAY-RELIEF-TERMINAL 15
  -  8W-11-17 - WIRING DIAGRAM
  -  8W-11-18 - WIRING DIAGRAM
- + RELAY-STARTER
  -  8W-11-19 - WIRING DIAGRAM
  -  8W-11-22 - WIRING DIAGRAM
- + RELAY-TERMINAL 15
  -  8W-11-15 - WIRING DIAGRAM
  -  8W-11-21 - WIRING DIAGRAM
  -  8W-11-22 - WIRING DIAGRAM
  -  8W-11-23 - WIRING DIAGRAM
- + RELAY-TERMINAL 15R
  -  8W-11-18 - WIRING DIAGRAM
- + RELAY-WIPER 1/2-FRONT
  -  8W-11-15 - WIRING DIAGRAM
- + RELAY-WIPER ON/OFF-FRONT
  -  8W-11-15 - WIRING DIAGRAM
- + S102
  -  8W-11-24 - WIRING DIAGRAM
- + S103
  -  8W-11-22 - WIRING DIAGRAM
- + S106
  -  8W-11-27 - WIRING DIAGRAM , (GAS)
- + S108
  -  8W-11-25 - WIRING DIAGRAM , (GAS)
- + S109
  -  8W-11-20 - WIRING DIAGRAM
- + S110
  -  8W-11-24 - WIRING DIAGRAM
- + S111
  -  8W-11-19 - WIRING DIAGRAM
  -  8W-11-26 - WIRING DIAGRAM
- + S112
  -  8W-11-26 - WIRING DIAGRAM
- + S115
  -  8W-11-16 - WIRING DIAGRAM
- + S200
  -  8W-11-35 - WIRING DIAGRAM
- + S202
  -  8W-11-23 - WIRING DIAGRAM
- + S203
  -  8W-11-18 - WIRING DIAGRAM
- + S210
  -  8W-11-16 - WIRING DIAGRAM
  -  8W-11-37 - WIRING DIAGRAM
  -  8W-11-38 - WIRING DIAGRAM
- + S213

-  8W-11-34 - WIRING DIAGRAM
- + S214
  -  8W-11-33 - WIRING DIAGRAM
- + S221
  -  8W-11-15 - WIRING DIAGRAM
- + S222
  -  8W-11-30 - WIRING DIAGRAM
  -  8W-11-31 - WIRING DIAGRAM
  -  8W-11-32 - WIRING DIAGRAM
- + S301
  -  8W-11-15 - WIRING DIAGRAM
  -  8W-11-18 - WIRING DIAGRAM
  -  8W-11-21 - WIRING DIAGRAM
  -  8W-11-28 - WIRING DIAGRAM
  -  8W-11-29 - WIRING DIAGRAM
  -  8W-11-30 - WIRING DIAGRAM
  -  8W-11-31 - WIRING DIAGRAM
  -  8W-11-32 - WIRING DIAGRAM
- + S302
  -  8W-11-19 - WIRING DIAGRAM
  -  8W-11-24 - WIRING DIAGRAM
  -  8W-11-27 - WIRING DIAGRAM , (GAS)
- + S305
  -  8W-11-20 - WIRING DIAGRAM
- + S306
  -  8W-11-19 - WIRING DIAGRAM
- + S313
  -  8W-11-39 - WIRING DIAGRAM
- + S314
  -  8W-11-17 - WIRING DIAGRAM
  -  8W-11-21 - WIRING DIAGRAM
  -  8W-11-39 - WIRING DIAGRAM
  -  8W-11-40 - WIRING DIAGRAM
  -  8W-11-41 - WIRING DIAGRAM
  -  8W-11-42 - WIRING DIAGRAM
  -  8W-11-43 - WIRING DIAGRAM
- + S315
  -  8W-11-21 - WIRING DIAGRAM
  -  8W-11-33 - WIRING DIAGRAM
  -  8W-11-34 - WIRING DIAGRAM
- + S316
  -  8W-11-23 - WIRING DIAGRAM
- + S321
  -  8W-11-19 - WIRING DIAGRAM
  -  8W-11-20 - WIRING DIAGRAM
  -  8W-11-25 - WIRING DIAGRAM , (GAS)
- + S322
  -  8W-11-33 - WIRING DIAGRAM
- + S327
  -  8W-11-22 - WIRING DIAGRAM
- + S328
  -  8W-11-23 - WIRING DIAGRAM
- + S329
  -  8W-11-21 - WIRING DIAGRAM
- + S345
  -  8W-11-36 - WIRING DIAGRAM
- + S347
  -  8W-11-17 - WIRING DIAGRAM
- + SENSOR-CAMSHAFT POSITION 1/1
  -  8W-11-27 - WIRING DIAGRAM , (GAS)
- + SENSOR-CAMSHAFT POSITION 1/2
  -  8W-11-27 - WIRING DIAGRAM , (GAS)
- + SENSOR-CAMSHAFT POSITION 2/1
  -  8W-11-25 - WIRING DIAGRAM , (GAS)
- + SENSOR-CAMSHAFT POSITION 2/2
  -  8W-11-25 - WIRING DIAGRAM , (GAS)
- + SENSOR-DYNAMICS
  -  8W-11-23 - WIRING DIAGRAM
- + SENSOR-MASS AIRFLOW
  -  8W-11-22 - WIRING DIAGRAM
  -  8W-11-27 - WIRING DIAGRAM , (GAS)
- + SENSOR-OXYGEN 1/1
  -  8W-11-26 - WIRING DIAGRAM






































- + SENSOR-OXYGEN 1/2
  -  8W-11-26 - WIRING DIAGRAM
- + SENSOR-OXYGEN 2/1
  -  8W-11-26 - WIRING DIAGRAM
- + SENSOR-OXYGEN 2/2
  -  8W-11-26 - WIRING DIAGRAM
- + SIREN
  -  8W-11-29 - WIRING DIAGRAM
- + SOLENOID-CAMSHAFT POSITION 1/1
  -  8W-11-27 - WIRING DIAGRAM , (GAS)
- + SOLENOID-CAMSHAFT POSITION 1/2
  -  8W-11-27 - WIRING DIAGRAM , (GAS)
- + SOLENOID-CAMSHAFT POSITION 2/1
  -  8W-11-25 - WIRING DIAGRAM , (GAS)
- + SOLENOID-CAMSHAFT POSITION 2/2
  -  8W-11-25 - WIRING DIAGRAM , (GAS)
- + SOLENOID-MANIFOLD FLOW VALVE
  -  8W-11-26 - WIRING DIAGRAM
- + SOLENOID-MANIFOLD SWIRL VALVE
  -  8W-11-26 - WIRING DIAGRAM
- + STARTER
  -  8W-11-22 - WIRING DIAGRAM
- + SWITCH-AUXILIARY DRIVE-ON
  -  8W-11-33 - WIRING DIAGRAM
  -  8W-11-35 - WIRING DIAGRAM
- + SWITCH-BANK
  -  8W-11-15 - WIRING DIAGRAM
  -  8W-11-31 - WIRING DIAGRAM
- + SWITCH-BODY ELECTRICAL-UPFILTERS
  -  8W-11-31 - WIRING DIAGRAM
  -  8W-11-34 - WIRING DIAGRAM
  -  8W-11-35 - WIRING DIAGRAM
  -  8W-11-41 - WIRING DIAGRAM
- + SWITCH-DIMMER
  -  8W-11-15 - WIRING DIAGRAM
  -  8W-11-23 - WIRING DIAGRAM
- + SWITCH-HEADLAMP LEVELING
  -  8W-11-23 - WIRING DIAGRAM
- + SWITCH-IGNITION
  -  8W-11-16 - WIRING DIAGRAM
  -  8W-11-37 - WIRING DIAGRAM
  -  8W-11-38 - WIRING DIAGRAM
- + SWITCH-PARKING HEATER
  -  8W-11-35 - WIRING DIAGRAM
- + SWITCH-PARKING HEATER WARM WATER
  -  8W-11-35 - WIRING DIAGRAM
- + SWITCH-POWER WINDOW-PASSENGER
  -  8W-11-35 - WIRING DIAGRAM
- + SWITCH-POWER WINDOW/MIRROR-DRIVER
  -  8W-11-17 - WIRING DIAGRAM
- + SWITCH-ROOF LAMP-REAR
  -  8W-11-32 - WIRING DIAGRAM
  -  8W-11-35 - WIRING DIAGRAM
- + SWITCH-ROOF VENTILATOR
  -  8W-11-34 - WIRING DIAGRAM
  -  8W-11-35 - WIRING DIAGRAM
- + SWITCH-SPEED CONTROL
  -  8W-11-35 - WIRING DIAGRAM
- + SWITCH-STOP LAMP
  -  8W-11-21 - WIRING DIAGRAM
- + THERMOSTAT
  -  8W-11-26 - WIRING DIAGRAM
- + VALVE-EGR
  -  8W-11-24 - WIRING DIAGRAM
- + VALVE-EGR SWITCHOVER
  -  8W-11-24 - WIRING DIAGRAM
- + VALVE-ELECTRIC AIR PUMP SWITCHOVER
  -  8W-11-26 - WIRING DIAGRAM
- + VALVE-POWER STEERING PUMP
  -  8W-11-26 - WIRING DIAGRAM
- + VALVE-PURGE CONTROL
  -  8W-11-19 - WIRING DIAGRAM
- + VALVE-SHUT-OFF








































-  8W-11-19 - WIRING DIAGRAM
- + 8W-15 GROUND DISTRIBUTION
  - + ACTUATOR-BLEND DOOR 2
    -  8W-15-4 - WIRING DIAGRAM
  - + ACTUATOR-BLEND DOOR 2-ROOF
    -  8W-15-17 - WIRING DIAGRAM
  - + ACTUATOR-BLEND DOOR-CENTER
    -  8W-15-13 - WIRING DIAGRAM
  - + ACTUATOR-RECIRCULATION DOOR-REAR 1
    -  8W-15-26 - WIRING DIAGRAM
  - + ACTUATOR-RECIRCULATION DOOR-REAR 2
    -  8W-15-15 - WIRING DIAGRAM
  - + AIRBAG-PASSENGER
    -  8W-15-14 - WIRING DIAGRAM
  - + AIRBAG-SIDE CURTAIN-LEFT
    -  8W-15-21 - WIRING DIAGRAM
  - + AIRBAG-SIDE CURTAIN-RIGHT
    -  8W-15-29 - WIRING DIAGRAM
  - + AIRBAG-THORAX-DRIVER
    -  8W-15-19 - WIRING DIAGRAM
  - + AIRBAG-THORAX-PASSENGER
    -  8W-15-19 - WIRING DIAGRAM
  - + ASSEMBLY-ANTENNA BOOSTER
    -  8W-15-15 - WIRING DIAGRAM
  - + ASSEMBLY-SHIFTER LEVER
    -  8W-15-14 - WIRING DIAGRAM
  - + BACKLITE-ELECTRIC HEATED-LEFT
    -  8W-15-24 - WIRING DIAGRAM
  - + BACKLITE-ELECTRIC HEATED-RIGHT
    -  8W-15-24 - WIRING DIAGRAM
  - + BATTERY
    -  8W-15-3 - WIRING DIAGRAM
  - + BATTERY-AUXILIARY
    -  8W-15-3 - WIRING DIAGRAM
  - + CAMERA-REAR
    -  8W-15-14 - WIRING DIAGRAM
  - + CAPACITOR-IGNITION-LEFT
    -  8W-15-9 - WIRING DIAGRAM , (GAS)
  - + CAPACITOR-IGNITION-RIGHT
    -  8W-15-9 - WIRING DIAGRAM , (GAS)
  - + CD CHANGER
    -  8W-15-10 - WIRING DIAGRAM
  - + CIGAR LIGHTER
    -  8W-15-10 - WIRING DIAGRAM
  - + CLUSTER
    -  8W-15-11 - WIRING DIAGRAM
  - + COIL-IGNITION 1
    -  8W-15-7 - WIRING DIAGRAM , (GAS)
    -  8W-15-9 - WIRING DIAGRAM , (GAS)
  - + COIL-IGNITION 2
    -  8W-15-7 - WIRING DIAGRAM , (GAS)
    -  8W-15-9 - WIRING DIAGRAM , (GAS)
  - + COIL-IGNITION 3
    -  8W-15-7 - WIRING DIAGRAM , (GAS)
    -  8W-15-9 - WIRING DIAGRAM , (GAS)
  - + COIL-IGNITION 4
    -  8W-15-7 - WIRING DIAGRAM , (GAS)
    -  8W-15-9 - WIRING DIAGRAM , (GAS)
  - + COIL-IGNITION 5
    -  8W-15-7 - WIRING DIAGRAM , (GAS)
    -  8W-15-9 - WIRING DIAGRAM , (GAS)
  - + COIL-IGNITION 6
    -  8W-15-7 - WIRING DIAGRAM , (GAS)
    -  8W-15-9 - WIRING DIAGRAM , (GAS)
  - + CONTROL-A/C-HEATER
    -  8W-15-12 - WIRING DIAGRAM
  - + DIAGNOSTIC JUNCTION BLOCK 25
    -  8W-15-14 - WIRING DIAGRAM
  - + DIAGNOSTIC JUNCTION BLOCK 27
    -  8W-15-29 - WIRING DIAGRAM
  - + FUSE/RELAY BLOCK
    -  8W-15-5 - WIRING DIAGRAM
  - + G100
    -  8W-15-3 - WIRING DIAGRAM







































- + G101
  -  8W-15-3 - WIRING DIAGRAM
- + G102
  -  8W-15-3 - WIRING DIAGRAM
  -  8W-15-4 - WIRING DIAGRAM
- + G103
  -  8W-15-5 - WIRING DIAGRAM
  -  8W-15-6 - WIRING DIAGRAM
  -  8W-15-7 - WIRING DIAGRAM , (GAS)
- + G104
  -  8W-15-8 - WIRING DIAGRAM
- + G105
  -  8W-15-9 - WIRING DIAGRAM , (GAS)
- + G106
  -  8W-15-9 - WIRING DIAGRAM , (GAS)
- + G108
  -  8W-15-10 - WIRING DIAGRAM
- + G109
  -  8W-15-10 - WIRING DIAGRAM
- + G200
  -  8W-15-10 - WIRING DIAGRAM
  -  8W-15-11 - WIRING DIAGRAM
  -  8W-15-12 - WIRING DIAGRAM
  -  8W-15-13 - WIRING DIAGRAM
  -  8W-15-14 - WIRING DIAGRAM
- + G201
  -  8W-15-15 - WIRING DIAGRAM
- + G300
  -  8W-15-15 - WIRING DIAGRAM
  -  8W-15-16 - WIRING DIAGRAM
  -  8W-15-17 - WIRING DIAGRAM
- + G301
  -  8W-15-18 - WIRING DIAGRAM
  -  8W-15-19 - WIRING DIAGRAM
  -  8W-15-20 - WIRING DIAGRAM
- + G302
  -  8W-15-21 - WIRING DIAGRAM
- + G303
  -  8W-15-14 - WIRING DIAGRAM
  -  8W-15-22 - WIRING DIAGRAM
  -  8W-15-23 - WIRING DIAGRAM
  -  8W-15-24 - WIRING DIAGRAM
- + G304
  -  8W-15-25 - WIRING DIAGRAM
- + G305
  -  8W-15-26 - WIRING DIAGRAM
  -  8W-15-27 - WIRING DIAGRAM
- + G306
  -  8W-15-27 - WIRING DIAGRAM
  -  8W-15-28 - WIRING DIAGRAM
- + G307
  -  8W-15-29 - WIRING DIAGRAM
- + G308
  -  8W-15-29 - WIRING DIAGRAM
- + HEATER-RADIO SIGNAL RECEIVER
  -  8W-15-12 - WIRING DIAGRAM
- + HORN 1
  -  8W-15-8 - WIRING DIAGRAM
- + HORN-REVERSE
  -  8W-15-25 - WIRING DIAGRAM
- + INTERFACE-UNIVERSAL CELLPHONE
  -  8W-15-11 - WIRING DIAGRAM
- + LAMP AND SWITCH-CEILING-FRONT
  -  8W-15-16 - WIRING DIAGRAM
- + LAMP-FOG-LEFT FRONT
  -  8W-15-6 - WIRING DIAGRAM
  -  8W-15-8 - WIRING DIAGRAM
- + LAMP-FOG-RIGHT FRONT
  -  8W-15-4 - WIRING DIAGRAM
- + LAMP-GLOVE BOX
  -  8W-15-14 - WIRING DIAGRAM
- + LAMP-HEADLAMP-LEFT
  -  8W-15-6 - WIRING DIAGRAM












































- + LAMP-HEADLAMP-RIGHT
  -  8W-15-4 - WIRING DIAGRAM
  -  8W-15-6 - WIRING DIAGRAM
  -  8W-15-29 - WIRING DIAGRAM
- + LAMP-IDENTIFICATION-CENTER FRONT
  -  8W-15-16 - WIRING DIAGRAM
- + LAMP-IDENTIFICATION-LEFT FRONT
  -  8W-15-16 - WIRING DIAGRAM
- + LAMP-IDENTIFICATION-RIGHT FRONT
  -  8W-15-16 - WIRING DIAGRAM
- + LAMP-LICENSE-LEFT
  -  8W-15-22 - WIRING DIAGRAM
  -  8W-15-23 - WIRING DIAGRAM
- + LAMP-LICENSE-RIGHT
  -  8W-15-22 - WIRING DIAGRAM
  -  8W-15-23 - WIRING DIAGRAM
- + LAMP-TAIL STOP 3
  -  8W-15-24 - WIRING DIAGRAM
- + LAMP-TAIL-LEFT
  -  8W-15-22 - WIRING DIAGRAM
  -  8W-15-23 - WIRING DIAGRAM
  -  8W-15-25 - WIRING DIAGRAM
- + LAMP-TAIL-RIGHT
  -  8W-15-22 - WIRING DIAGRAM
  -  8W-15-23 - WIRING DIAGRAM
  -  8W-15-25 - WIRING DIAGRAM
- + MIRROR-OUTSIDE REARVIEW-RIGHT
  -  8W-15-21 - WIRING DIAGRAM
- + MODULE-ADAPTIVE LIGHTING
  -  8W-15-6 - WIRING DIAGRAM
- + MODULE-ADDITIONAL TURN SIGNAL CONTROL
  -  8W-15-18 - WIRING DIAGRAM
- + MODULE-ANTI-LOCK BRAKES
  -  8W-15-3 - WIRING DIAGRAM
  -  8W-15-10 - WIRING DIAGRAM
- + MODULE-BODY CONTROL
  -  8W-15-6 - WIRING DIAGRAM
  -  8W-15-21 - WIRING DIAGRAM
  -  8W-15-27 - WIRING DIAGRAM
- + MODULE-DOOR-DRIVER
  -  8W-15-18 - WIRING DIAGRAM
- + MODULE-ENGINE CONTROL
  -  8W-15-5 - WIRING DIAGRAM
- + MODULE-FUEL PUMP
  -  8W-15-19 - WIRING DIAGRAM
- + MODULE-GLOW PLUG
  -  8W-15-10 - WIRING DIAGRAM
- + MODULE-OCCUPANT RESTRAINT CONTROLLER
  -  8W-15-28 - WIRING DIAGRAM
- + MODULE-PARK ASSIST
  -  8W-15-20 - WIRING DIAGRAM
- + MODULE-POWERTRAIN CONTROL
  -  8W-15-5 - WIRING DIAGRAM
- + MODULE-PROGRAMMABLE SPECIAL
  -  8W-15-18 - WIRING DIAGRAM
- + MODULE-ROOF CONTROL
  -  8W-15-16 - WIRING DIAGRAM
- + MODULE-STEERING COLUMN LOCK
  -  8W-15-11 - WIRING DIAGRAM
- + MODULE-STEERING CONTROL
  -  8W-15-11 - WIRING DIAGRAM
- + MODULE-TIRE PRESSURE MONITOR
  -  8W-15-18 - WIRING DIAGRAM
- + MODULE-TRAILER TOW LIGHTING
  -  8W-15-27 - WIRING DIAGRAM
- + MODULE-TRANSMISSION CONTROL
  -  8W-15-27 - WIRING DIAGRAM
- + MONITOR-REAR CAMERA
  -  8W-15-14 - WIRING DIAGRAM
- + MOTOR-BLOWER
  -  8W-15-14 - WIRING DIAGRAM
- + MOTOR-HEADLAMP WASHER
  -  8W-15-8 - WIRING DIAGRAM






















































- + MOTOR-WIPER-FRONT
  -  8W-15-5 - WIRING DIAGRAM
- + MOTOR-WIPER-REAR DOOR-LEFT
  -  8W-15-24 - WIRING DIAGRAM
- + MOTOR-WIPER-REAR DOOR-RIGHT
  -  8W-15-24 - WIRING DIAGRAM
- + POWER OUTLET-BOX SEAT LEFT
  -  8W-15-18 - WIRING DIAGRAM
- + POWER OUTLET-FRONT
  -  8W-15-12 - WIRING DIAGRAM
- + POWER OUTLET-LEFT REAR
  -  8W-15-24 - WIRING DIAGRAM
- + POWER OUTLET-RIGHT REAR
  -  8W-15-24 - WIRING DIAGRAM
- + PTC-HEATER
  -  8W-15-3 - WIRING DIAGRAM
- + PUMP-DOSING-AUXILIARY HEAT
  -  8W-15-27 - WIRING DIAGRAM
- + PUMP-WASHER-REAR DOOR
  -  8W-15-8 - WIRING DIAGRAM
- + PUMP-WASHER-WINDSHIELD
  -  8W-15-8 - WIRING DIAGRAM
- + RADIO
  -  8W-15-10 - WIRING DIAGRAM
- + REGULATOR-BLOWER MOTOR
  -  8W-15-13 - WIRING DIAGRAM
- + RELAY BLOCK
  -  8W-15-18 - WIRING DIAGRAM
  -  8W-15-26 - WIRING DIAGRAM
- + RELAY-ADDITIONAL-TERMINAL 15
  -  8W-15-19 - WIRING DIAGRAM
- + RELAY-AUXILIARY FAN
  -  8W-15-4 - WIRING DIAGRAM
- + RELAY-AUXILIARY FAN-ROOF
  -  8W-15-17 - WIRING DIAGRAM
- + RELAY-BATTERY ISOLATOR
  -  8W-15-18 - WIRING DIAGRAM
- + RELAY-BLOWER VENT
  -  8W-15-26 - WIRING DIAGRAM
- + RELAY-HEATED WINDSHIELD
  -  8W-15-20 - WIRING DIAGRAM
- + RELAY-REAR WINDOW DEFOGGER 1
  -  8W-15-26 - WIRING DIAGRAM
- + RELAY-RELIEF-TERMINAL 15
  -  8W-15-26 - WIRING DIAGRAM
- + S104
  -  8W-15-7 - WIRING DIAGRAM , (GAS)
- + S105
  -  8W-15-7 - WIRING DIAGRAM , (GAS)
- + S212
  -  8W-15-4 - WIRING DIAGRAM
- + S224
  -  8W-15-14 - WIRING DIAGRAM
- + S318
  -  8W-15-6 - WIRING DIAGRAM
- + S348
  -  8W-15-14 - WIRING DIAGRAM
  -  8W-15-22 - WIRING DIAGRAM
  -  8W-15-23 - WIRING DIAGRAM
- + S351
  -  8W-15-17 - WIRING DIAGRAM
- + SENSOR-DYNAMICS
  -  8W-15-18 - WIRING DIAGRAM
- + SENSOR-INTRUSION 1
  -  8W-15-15 - WIRING DIAGRAM
  -  8W-15-17 - WIRING DIAGRAM
- + SENSOR-INTRUSION 2
  -  8W-15-15 - WIRING DIAGRAM
- + SENSOR-INTRUSION 3
  -  8W-15-15 - WIRING DIAGRAM
- + SENSOR-SIDE IMPACT-LEFT 1
  -  8W-15-27 - WIRING DIAGRAM
- + SENSOR-SIDE IMPACT-LEFT 2
  -  8W-15-28 - WIRING DIAGRAM

- + SENSOR-SIDE IMPACT-RIGHT 1
  -  8W-15-27 - WIRING DIAGRAM
- + SENSOR-SIDE IMPACT-RIGHT 2
  -  8W-15-28 - WIRING DIAGRAM
- + SIREN
  -  8W-15-3 - WIRING DIAGRAM
  -  8W-15-4 - WIRING DIAGRAM
- + SOLENOID-AUXILIARY DRIVE
  -  8W-15-19 - WIRING DIAGRAM
- + SWITCH-AUXILIARY DRIVE-ON
  -  8W-15-13 - WIRING DIAGRAM
- + SWITCH-AUXILIARY DRIVE-STOP
  -  8W-15-19 - WIRING DIAGRAM
- + SWITCH-BACKUP LAMP
  -  8W-15-13 - WIRING DIAGRAM
- + SWITCH-BANK
  -  8W-15-14 - WIRING DIAGRAM
- + SWITCH-BODY ELECTRICAL-UPFITTERS
  -  8W-15-13 - WIRING DIAGRAM
- + SWITCH-CLUTCH PEDAL
  -  8W-15-21 - WIRING DIAGRAM
- + SWITCH-HEADLAMP LEVELING
  -  8W-15-10 - WIRING DIAGRAM
- + SWITCH-HOOD AJAR
  -  8W-15-8 - WIRING DIAGRAM
- + SWITCH-IGNITION
  -  8W-15-11 - WIRING DIAGRAM
- + SWITCH-PARKING BRAKE
  -  8W-15-21 - WIRING DIAGRAM
- + SWITCH-PARKING HEATER
  -  8W-15-13 - WIRING DIAGRAM
- + SWITCH-PARKING HEATER WARM WATER
  -  8W-15-12 - WIRING DIAGRAM
- + SWITCH-ROOF LAMP-REAR
  -  8W-15-13 - WIRING DIAGRAM
- + SWITCH-ROOF VENTILATOR
  -  8W-15-12 - WIRING DIAGRAM
- + SWITCH-SEAT BELT-DRIVER
  -  8W-15-19 - WIRING DIAGRAM
- + SWITCH-SPEED CONTROL
  -  8W-15-11 - WIRING DIAGRAM
- + VALVE-CLUTCH
  -  8W-15-29 - WIRING DIAGRAM
- + VALVE-HEATER CONTROL
  -  8W-15-8 - WIRING DIAGRAM
- + WINDSHIELD-ELECTRIC HEATED 1
  -  8W-15-17 - WIRING DIAGRAM
- + WINDSHIELD-ELECTRIC HEATED 2
  -  8W-15-17 - WIRING DIAGRAM
- + 8W-18 BUS COMMUNICATIONS
  - + ASSEMBLY-SHIFTER LEVER
    -  8W-18-7 - WIRING DIAGRAM
  - + CLUSTER
    -  8W-18-3 - WIRING DIAGRAM
    -  8W-18-6 - WIRING DIAGRAM
  - + CONTROL-A/C-HEATER
    -  8W-18-3 - WIRING DIAGRAM
  - + DATA LINK CONNECTOR
    -  8W-18-2 - WIRING DIAGRAM
  - + DIAGNOSTIC JUNCTION BLOCK 24
    -  8W-18-4 - WIRING DIAGRAM
    -  8W-18-5 - WIRING DIAGRAM
  - + DIAGNOSTIC JUNCTION BLOCK 25
    -  8W-18-3 - WIRING DIAGRAM
    -  8W-18-4 - WIRING DIAGRAM
  - + DIAGNOSTIC JUNCTION BLOCK 26
    -  8W-18-5 - WIRING DIAGRAM
  - + DIAGNOSTIC JUNCTION BLOCK 27
    -  8W-18-6 - WIRING DIAGRAM
    -  8W-18-7 - WIRING DIAGRAM
  - + FUSE 14
    -  8W-18-2 - WIRING DIAGRAM
  - + FUSE 2
    -  8W-18-2 - WIRING DIAGRAM







































- + FUSE BLOCK 1
  -  8W-18-2 - WIRING DIAGRAM
- + FUSE/RELAY BLOCK
  -  8W-18-2 - WIRING DIAGRAM
- + G301
  -  8W-18-2 - WIRING DIAGRAM
- + G307
  -  8W-18-6 - WIRING DIAGRAM
- + MODULE-ADAPTIVE LIGHTING
  -  8W-18-7 - WIRING DIAGRAM
- + MODULE-ANTI-LOCK BRAKES
  -  8W-18-6 - WIRING DIAGRAM
- + MODULE-AUXILIARY HEATER 1
  -  8W-18-5 - WIRING DIAGRAM
- + MODULE-AUXILIARY HEATER 2
  -  8W-18-5 - WIRING DIAGRAM
- + MODULE-BODY CONTROL
  -  8W-18-4 - WIRING DIAGRAM
- + MODULE-DOOR-DRIVER
  -  8W-18-4 - WIRING DIAGRAM
- + MODULE-ENGINE CONTROL
  -  8W-18-2 - WIRING DIAGRAM
  -  8W-18-6 - WIRING DIAGRAM
- + MODULE-OCCUPANT RESTRAINT CONTROLLER
  -  8W-18-4 - WIRING DIAGRAM
- + MODULE-PARK ASSIST
  -  8W-18-5 - WIRING DIAGRAM
- + MODULE-POWERTRAIN CONTROL
  -  8W-18-2 - WIRING DIAGRAM
  -  8W-18-6 - WIRING DIAGRAM
- + MODULE-PROGRAMMABLE SPECIAL
  -  8W-18-5 - WIRING DIAGRAM
- + MODULE-ROOF CONTROL
  -  8W-18-4 - WIRING DIAGRAM
- + MODULE-STEERING CONTROL
  -  8W-18-7 - WIRING DIAGRAM
- + MODULE-TIRE PRESSURE MONITOR
  -  8W-18-5 - WIRING DIAGRAM
- + MODULE-TRAILER TOW LIGHTING
  -  8W-18-4 - WIRING DIAGRAM
- + MODULE-TRANSMISSION CONTROL
  -  8W-18-7 - WIRING DIAGRAM
- + RADIO
  -  8W-18-3 - WIRING DIAGRAM
- + RELAY-TERMINAL 15
  -  8W-18-2 - WIRING DIAGRAM
- + SENSOR-DYNAMICS
  -  8W-18-7 - WIRING DIAGRAM
- + SWITCH-BANK
  -  8W-18-3 - WIRING DIAGRAM
- + SWITCH-IGNITION
  -  8W-18-2 - WIRING DIAGRAM
  -  8W-18-3 - WIRING DIAGRAM
  -  8W-18-6 - WIRING DIAGRAM
- + 8W-20 CHARGING SYSTEM
  - + FUSE-GENERATOR
    -  8W-20-2 - WIRING DIAGRAM
  - + GENERATOR
    -  8W-20-2 - WIRING DIAGRAM
  - + MODULE-ENGINE CONTROL
    -  8W-20-2 - WIRING DIAGRAM
  - + MODULE-GLOW PLUG
    -  8W-20-2 - WIRING DIAGRAM
  - + MODULE-POWERTRAIN CONTROL
    -  8W-20-2 - WIRING DIAGRAM
  - + S100
    -  8W-20-2 - WIRING DIAGRAM
  - + STARTER
    -  8W-20-2 - WIRING DIAGRAM
- + 8W-21 STARTING SYSTEM
  - + BATTERY
    -  8W-21-2 - WIRING DIAGRAM
  - + FUSE-GENERATOR
    -  8W-21-2 - WIRING DIAGRAM

- + FUSE/RELAY BLOCK
  -  8W-21-2 - WIRING DIAGRAM
- + G100
  -  8W-21-2 - WIRING DIAGRAM
- + GENERATOR
  -  8W-21-2 - WIRING DIAGRAM
- + JUMP STARTING POINT CONNECTOR
  -  8W-21-2 - WIRING DIAGRAM
- + MODULE-BODY CONTROL
  -  8W-21-2 - WIRING DIAGRAM
- + POWER DISTRIBUTION CENTER
  -  8W-21-2 - WIRING DIAGRAM
- + S117
  -  8W-21-2 - WIRING DIAGRAM
- + STARTER
  -  8W-21-2 - WIRING DIAGRAM
- + 8W-30 FUEL/IGNITION SYSTEM
  - + ACTUATOR-VNT
    -  8W-30-19 - WIRING DIAGRAM , (DIESEL)
  - + CAPACITOR-IGNITION-LEFT
    -  8W-30-11 - WIRING DIAGRAM , (GAS)
  - + CAPACITOR-IGNITION-RIGHT
    -  8W-30-10 - WIRING DIAGRAM , (GAS)
  - + COIL-IGNITION 1
    -  8W-30-10 - WIRING DIAGRAM , (GAS)
  - + COIL-IGNITION 2
    -  8W-30-10 - WIRING DIAGRAM , (GAS)
  - + COIL-IGNITION 3
    -  8W-30-10 - WIRING DIAGRAM , (GAS)
  - + COIL-IGNITION 4
    -  8W-30-11 - WIRING DIAGRAM , (GAS)
  - + COIL-IGNITION 5
    -  8W-30-11 - WIRING DIAGRAM , (GAS)
  - + COIL-IGNITION 6
    -  8W-30-11 - WIRING DIAGRAM , (GAS)
  - + CONTROL-A/C-HEATER
    -  8W-30-25 - WIRING DIAGRAM , (DIESEL)
  - + DATA LINK CONNECTOR
    -  8W-30-7 - WIRING DIAGRAM , (GAS)
    -  8W-30-23 - WIRING DIAGRAM , (DIESEL)
  - + DIAGNOSTIC JUNCTION BLOCK 27
    -  8W-30-6 - WIRING DIAGRAM , (GAS)
    -  8W-30-23 - WIRING DIAGRAM , (DIESEL)
  - + FUSE 1
    -  8W-30-17 - WIRING DIAGRAM , (GAS)
  - + FUSE 10
    -  8W-30-3 - WIRING DIAGRAM , (GAS)
    -  8W-30-34 - WIRING DIAGRAM , (DIESEL)
  - + FUSE 16
    -  8W-30-2 - WIRING DIAGRAM , (GAS)
    -  8W-30-3 - WIRING DIAGRAM , (GAS)
    -  8W-30-18 - WIRING DIAGRAM , (DIESEL)
    -  8W-30-34 - WIRING DIAGRAM , (DIESEL)
  - + FUSE 5
    -  8W-30-12 - WIRING DIAGRAM , (GAS)
  - + FUSE 6
    -  8W-30-3 - WIRING DIAGRAM , (GAS)
    -  8W-30-14 - WIRING DIAGRAM , (GAS)
    -  8W-30-34 - WIRING DIAGRAM , (DIESEL)
  - + FUSE 8
    -  8W-30-4 - WIRING DIAGRAM , (GAS)
    -  8W-30-18 - WIRING DIAGRAM , (DIESEL)
  - + FUSE 9
    -  8W-30-4 - WIRING DIAGRAM , (GAS)
  - + FUSE BLOCK 1
    -  8W-30-12 - WIRING DIAGRAM , (GAS)
    -  8W-30-14 - WIRING DIAGRAM , (GAS)
  - + FUSE/RELAY BLOCK
    -  8W-30-2 - WIRING DIAGRAM , (GAS)
    -  8W-30-3 - WIRING DIAGRAM , (GAS)
    -  8W-30-4 - WIRING DIAGRAM , (GAS)
    -  8W-30-11 - WIRING DIAGRAM , (GAS)
    -  8W-30-17 - WIRING DIAGRAM , (GAS)








































-  8W-30-18 - WIRING DIAGRAM , (DIESEL)
-  8W-30-19 - WIRING DIAGRAM , (DIESEL)
-  8W-30-24 - WIRING DIAGRAM , (DIESEL)
-  8W-30-34 - WIRING DIAGRAM , (DIESEL)
- + G103
  -  8W-30-2 - WIRING DIAGRAM , (GAS)
  -  8W-30-18 - WIRING DIAGRAM , (DIESEL)
  -  8W-30-19 - WIRING DIAGRAM , (DIESEL)
- + G105
  -  8W-30-10 - WIRING DIAGRAM , (GAS)
  -  8W-30-16 - WIRING DIAGRAM , (GAS)
  -  8W-30-17 - WIRING DIAGRAM , (GAS)
- + G106
  -  8W-30-11 - WIRING DIAGRAM , (GAS)
- + G109
  -  8W-30-20 - WIRING DIAGRAM , (DIESEL)
- + G301
  -  8W-30-3 - WIRING DIAGRAM , (GAS)
  -  8W-30-34 - WIRING DIAGRAM , (DIESEL)
- + G302
  -  8W-30-22 - WIRING DIAGRAM , (DIESEL)
- + GENERATOR
  -  8W-30-8 - WIRING DIAGRAM , (GAS)
  -  8W-30-20 - WIRING DIAGRAM , (DIESEL)
- + GLOW PLUG 1
  -  8W-30-20 - WIRING DIAGRAM , (DIESEL)
- + GLOW PLUG 2
  -  8W-30-20 - WIRING DIAGRAM , (DIESEL)
- + GLOW PLUG 3
  -  8W-30-20 - WIRING DIAGRAM , (DIESEL)
- + GLOW PLUG 4
  -  8W-30-20 - WIRING DIAGRAM , (DIESEL)
- + GLOW PLUG 5
  -  8W-30-20 - WIRING DIAGRAM , (DIESEL)
- + GLOW PLUG 6
  -  8W-30-20 - WIRING DIAGRAM , (DIESEL)
- + HEATER-CRANKCASE VENT
  -  8W-30-19 - WIRING DIAGRAM , (DIESEL)
- + INJECTOR-FUEL 1
  -  8W-30-12 - WIRING DIAGRAM , (GAS)
  -  8W-30-29 - WIRING DIAGRAM , (DIESEL)
- + INJECTOR-FUEL 2
  -  8W-30-12 - WIRING DIAGRAM , (GAS)
  -  8W-30-29 - WIRING DIAGRAM , (DIESEL)
- + INJECTOR-FUEL 3
  -  8W-30-12 - WIRING DIAGRAM , (GAS)
  -  8W-30-29 - WIRING DIAGRAM , (DIESEL)
- + INJECTOR-FUEL 4
  -  8W-30-14 - WIRING DIAGRAM , (GAS)
  -  8W-30-30 - WIRING DIAGRAM , (DIESEL)
- + INJECTOR-FUEL 5
  -  8W-30-14 - WIRING DIAGRAM , (GAS)
  -  8W-30-30 - WIRING DIAGRAM , (DIESEL)
- + INJECTOR-FUEL 6
  -  8W-30-14 - WIRING DIAGRAM , (GAS)
  -  8W-30-30 - WIRING DIAGRAM , (DIESEL)
- + MODULE-BODY CONTROL
  -  8W-30-3 - WIRING DIAGRAM , (GAS)
  -  8W-30-34 - WIRING DIAGRAM , (DIESEL)
- + MODULE-ENGINE CONTROL
  -  8W-30-18 - WIRING DIAGRAM , (DIESEL)
  -  8W-30-19 - WIRING DIAGRAM , (DIESEL)
  -  8W-30-20 - WIRING DIAGRAM , (DIESEL)
  -  8W-30-21 - WIRING DIAGRAM , (DIESEL)
  -  8W-30-22 - WIRING DIAGRAM , (DIESEL)
  -  8W-30-23 - WIRING DIAGRAM , (DIESEL)
  -  8W-30-24 - WIRING DIAGRAM , (DIESEL)
  -  8W-30-25 - WIRING DIAGRAM , (DIESEL)
  -  8W-30-26 - WIRING DIAGRAM , (DIESEL)
  -  8W-30-27 - WIRING DIAGRAM , (DIESEL)
  -  8W-30-28 - WIRING DIAGRAM , (DIESEL)
  -  8W-30-29 - WIRING DIAGRAM , (DIESEL)
  -  8W-30-30 - WIRING DIAGRAM , (DIESEL)

- 8W-30-31 - WIRING DIAGRAM , (DIESEL)
- 8W-30-32 - WIRING DIAGRAM , (DIESEL)
- 8W-30-33 - WIRING DIAGRAM , (DIESEL)
- 8W-30-34 - WIRING DIAGRAM , (DIESEL)
- + MODULE-FUEL PUMP
  - 8W-30-3 - WIRING DIAGRAM , (GAS)
  - 8W-30-34 - WIRING DIAGRAM , (DIESEL)
- + MODULE-GLOW PLUG
  - 8W-30-19 - WIRING DIAGRAM , (DIESEL)
  - 8W-30-20 - WIRING DIAGRAM , (DIESEL)
- + MODULE-POWERTRAIN CONTROL
  - 8W-30-2 - WIRING DIAGRAM , (GAS)
  - 8W-30-3 - WIRING DIAGRAM , (GAS)
  - 8W-30-5 - WIRING DIAGRAM , (GAS)
  - 8W-30-6 - WIRING DIAGRAM , (GAS)
  - 8W-30-7 - WIRING DIAGRAM , (GAS)
  - 8W-30-8 - WIRING DIAGRAM , (GAS)
  - 8W-30-9 - WIRING DIAGRAM , (GAS)
  - 8W-30-10 - WIRING DIAGRAM , (GAS)
  - 8W-30-11 - WIRING DIAGRAM , (GAS)
  - 8W-30-12 - WIRING DIAGRAM , (GAS)
  - 8W-30-13 - WIRING DIAGRAM , (GAS)
  - 8W-30-14 - WIRING DIAGRAM , (GAS)
  - 8W-30-15 - WIRING DIAGRAM , (GAS)
  - 8W-30-16 - WIRING DIAGRAM , (GAS)
  - 8W-30-17 - WIRING DIAGRAM , (GAS)
- + POWER DISTRIBUTION CENTER
  - 8W-30-17 - WIRING DIAGRAM , (GAS)
- + PUMP-COMMON RAIL
  - 8W-30-32 - WIRING DIAGRAM , (DIESEL)
- + PUMP-ELECTRIC AIR
  - 8W-30-17 - WIRING DIAGRAM , (GAS)
- + RELAY-ELECTRIC AIR PUMP
  - 8W-30-17 - WIRING DIAGRAM , (GAS)
- + RELAY-ENGINE CONTROL
  - 8W-30-2 - WIRING DIAGRAM , (GAS)
  - 8W-30-3 - WIRING DIAGRAM , (GAS)
  - 8W-30-4 - WIRING DIAGRAM , (GAS)
  - 8W-30-18 - WIRING DIAGRAM , (DIESEL)
  - 8W-30-34 - WIRING DIAGRAM , (DIESEL)
- + RELAY-FUEL PUMP
  - 8W-30-3 - WIRING DIAGRAM , (GAS)
  - 8W-30-34 - WIRING DIAGRAM , (DIESEL)
- + S100
  - 8W-30-20 - WIRING DIAGRAM , (DIESEL)
- + S101
  - 8W-30-19 - WIRING DIAGRAM , (DIESEL)
- + S102
  - 8W-30-19 - WIRING DIAGRAM , (DIESEL)
  - 8W-30-20 - WIRING DIAGRAM , (DIESEL)
- + S103
  - 8W-30-24 - WIRING DIAGRAM , (DIESEL)
- + S104
  - 8W-30-10 - WIRING DIAGRAM , (GAS)
  - 8W-30-11 - WIRING DIAGRAM , (GAS)
- + S105
  - 8W-30-10 - WIRING DIAGRAM , (GAS)
  - 8W-30-11 - WIRING DIAGRAM , (GAS)
- + S106
  - 8W-30-12 - WIRING DIAGRAM , (GAS)
  - 8W-30-13 - WIRING DIAGRAM , (GAS)
- + S107
  - 8W-30-5 - WIRING DIAGRAM , (GAS)
- + S108
  - 8W-30-14 - WIRING DIAGRAM , (GAS)
  - 8W-30-15 - WIRING DIAGRAM , (GAS)
- + S109
  - 8W-30-11 - WIRING DIAGRAM , (GAS)
- + S110
  - 8W-30-4 - WIRING DIAGRAM , (GAS)
  - 8W-30-10 - WIRING DIAGRAM , (GAS)
- + S111
  - 8W-30-5 - WIRING DIAGRAM , (GAS)


















































- 8W-30-17 - WIRING DIAGRAM , (GAS)
- + S112
  - 8W-30-5 - WIRING DIAGRAM , (GAS)
  - 8W-30-17 - WIRING DIAGRAM , (GAS)
- + S113
  - 8W-30-15 - WIRING DIAGRAM , (GAS)
- + S114
  - 8W-30-13 - WIRING DIAGRAM , (GAS)
- + S115
  - 8W-30-15 - WIRING DIAGRAM , (GAS)
- + S116
  - 8W-30-13 - WIRING DIAGRAM , (GAS)
  - 8W-30-15 - WIRING DIAGRAM , (GAS)
- + S120
  - 8W-30-27 - WIRING DIAGRAM , (DIESEL)
- + S302
  - 8W-30-4 - WIRING DIAGRAM , (GAS)
  - 8W-30-18 - WIRING DIAGRAM , (DIESEL)
  - 8W-30-19 - WIRING DIAGRAM , (DIESEL)
- + S304
  - 8W-30-6 - WIRING DIAGRAM , (GAS)
- + S305
  - 8W-30-2 - WIRING DIAGRAM , (GAS)
- + S306
  - 8W-30-3 - WIRING DIAGRAM , (GAS)
  - 8W-30-17 - WIRING DIAGRAM , (GAS)
- + S321
  - 8W-30-4 - WIRING DIAGRAM , (GAS)
  - 8W-30-11 - WIRING DIAGRAM , (GAS)
- + S327
  - 8W-30-18 - WIRING DIAGRAM , (DIESEL)
  - 8W-30-24 - WIRING DIAGRAM , (DIESEL)
- + SENSOR-ACCELERATOR PEDAL POSITION
  - 8W-30-6 - WIRING DIAGRAM , (GAS)
  - 8W-30-21 - WIRING DIAGRAM , (DIESEL)
- + SENSOR-AIR PUMP FLOW
  - 8W-30-16 - WIRING DIAGRAM , (GAS)
- + SENSOR-BOOST PRESSURE
  - 8W-30-26 - WIRING DIAGRAM , (DIESEL)
- + SENSOR-CAMSHAFT POSITION
  - 8W-30-27 - WIRING DIAGRAM , (DIESEL)
- + SENSOR-CAMSHAFT POSITION 1/1
  - 8W-30-12 - WIRING DIAGRAM , (GAS)
  - 8W-30-13 - WIRING DIAGRAM , (GAS)
- + SENSOR-CAMSHAFT POSITION 1/2
  - 8W-30-12 - WIRING DIAGRAM , (GAS)
  - 8W-30-13 - WIRING DIAGRAM , (GAS)
- + SENSOR-CAMSHAFT POSITION 2/1
  - 8W-30-14 - WIRING DIAGRAM , (GAS)
  - 8W-30-15 - WIRING DIAGRAM , (GAS)
- + SENSOR-CAMSHAFT POSITION 2/2
  - 8W-30-14 - WIRING DIAGRAM , (GAS)
  - 8W-30-15 - WIRING DIAGRAM , (GAS)
- + SENSOR-CRANKSHAFT POSITION
  - 8W-30-15 - WIRING DIAGRAM , (GAS)
  - 8W-30-25 - WIRING DIAGRAM , (DIESEL)
- + SENSOR-EGR POSITION
  - 8W-30-27 - WIRING DIAGRAM , (DIESEL)
- + SENSOR-EGR TEMPERATURE
  - 8W-30-34 - WIRING DIAGRAM , (DIESEL)
- + SENSOR-ENGINE COOLANT TEMPERATURE
  - 8W-30-15 - WIRING DIAGRAM , (GAS)
  - 8W-30-32 - WIRING DIAGRAM , (DIESEL)
- + SENSOR-EXHAUST DIFFERENTIAL PRESSURE
  - 8W-30-22 - WIRING DIAGRAM , (DIESEL)
- + SENSOR-EXHAUST PRESSURE
  - 8W-30-26 - WIRING DIAGRAM , (DIESEL)
- + SENSOR-EXHAUST TEMPERATURE 1/1
  - 8W-30-33 - WIRING DIAGRAM , (DIESEL)
- + SENSOR-EXHAUST TEMPERATURE 1/2
  - 8W-30-33 - WIRING DIAGRAM , (DIESEL)
- + SENSOR-EXHAUST TEMPERATURE 1/3
  - 8W-30-33 - WIRING DIAGRAM , (DIESEL)








































- + SENSOR-FUEL PRESSURE
  -  8W-30-31 - WIRING DIAGRAM , (DIESEL)
- + SENSOR-FUEL TANK PRESSURE
  -  8W-30-7 - WIRING DIAGRAM , (GAS)
- + SENSOR-FUEL TEMPERATURE
  -  8W-30-32 - WIRING DIAGRAM , (DIESEL)
- + SENSOR-INLET AIR PRESSURE
  -  8W-30-25 - WIRING DIAGRAM , (DIESEL)
- + SENSOR-INTAKE AIR TEMPERATURE
  -  8W-30-31 - WIRING DIAGRAM , (DIESEL)
- + SENSOR-KNOCK 1
  -  8W-30-8 - WIRING DIAGRAM , (GAS)
- + SENSOR-KNOCK 2
  -  8W-30-8 - WIRING DIAGRAM , (GAS)
- + SENSOR-MANIFOLD ABSOLUTE PRESSURE
  -  8W-30-13 - WIRING DIAGRAM , (GAS)
- + SENSOR-MANIFOLD SWIRL VALVE POSITION 1
  -  8W-30-13 - WIRING DIAGRAM , (GAS)
- + SENSOR-MANIFOLD SWIRL VALVE POSITION 2
  -  8W-30-13 - WIRING DIAGRAM , (GAS)
  -  8W-30-15 - WIRING DIAGRAM , (GAS)
- + SENSOR-MASS AIRFLOW
  -  8W-30-12 - WIRING DIAGRAM , (GAS)
  -  8W-30-24 - WIRING DIAGRAM , (DIESEL)
- + SENSOR-OIL PRESSURE
  -  8W-30-15 - WIRING DIAGRAM , (GAS)
- + SENSOR-OIL TEMPERATURE
  -  8W-30-31 - WIRING DIAGRAM , (DIESEL)
- + SENSOR-OXYGEN
  -  8W-30-24 - WIRING DIAGRAM , (DIESEL)
- + SENSOR-OXYGEN 1/1
  -  8W-30-5 - WIRING DIAGRAM , (GAS)
- + SENSOR-OXYGEN 1/2
  -  8W-30-5 - WIRING DIAGRAM , (GAS)
- + SENSOR-OXYGEN 2/1
  -  8W-30-5 - WIRING DIAGRAM , (GAS)
- + SENSOR-OXYGEN 2/2
  -  8W-30-5 - WIRING DIAGRAM , (GAS)
- + SENSOR-WATER IN FUEL
  -  8W-30-24 - WIRING DIAGRAM , (DIESEL)
- + SOLENOID-CAMSHAFT POSITION 1/1
  -  8W-30-12 - WIRING DIAGRAM , (GAS)
- + SOLENOID-CAMSHAFT POSITION 1/2
  -  8W-30-12 - WIRING DIAGRAM , (GAS)
- + SOLENOID-CAMSHAFT POSITION 2/1
  -  8W-30-14 - WIRING DIAGRAM , (GAS)
- + SOLENOID-CAMSHAFT POSITION 2/2
  -  8W-30-14 - WIRING DIAGRAM , (GAS)
- + SOLENOID-MANIFOLD FLOW VALVE
  -  8W-30-17 - WIRING DIAGRAM , (GAS)
- + SOLENOID-MANIFOLD SWIRL VALVE
  -  8W-30-17 - WIRING DIAGRAM , (GAS)
- + SWITCH-CLUTCH POSITION
  -  8W-30-22 - WIRING DIAGRAM , (DIESEL)
- + SWITCH-OIL LEVEL
  -  8W-30-16 - WIRING DIAGRAM , (GAS)
- + THERMOSTAT
  -  8W-30-17 - WIRING DIAGRAM , (GAS)
- + THROTTLE BODY
  -  8W-30-9 - WIRING DIAGRAM , (GAS)
  -  8W-30-28 - WIRING DIAGRAM , (DIESEL)
- + VALVE-EGR
  -  8W-30-19 - WIRING DIAGRAM , (DIESEL)
- + VALVE-EGR SWITCHOVER
  -  8W-30-19 - WIRING DIAGRAM , (DIESEL)
- + VALVE-ELECTRIC AIR PUMP SWITCHOVER
  -  8W-30-5 - WIRING DIAGRAM , (GAS)
- + VALVE-POWER STEERING PUMP
  -  8W-30-17 - WIRING DIAGRAM , (GAS)
- + VALVE-PRESSURE CONTROL
  -  8W-30-26 - WIRING DIAGRAM , (DIESEL)
- + VALVE-PURGE CONTROL
  -  8W-30-17 - WIRING DIAGRAM , (GAS)
- + VALVE-SHUT-OFF


























































































-  8W-30-17 - WIRING DIAGRAM , (GAS)
- + 8W-31 TRANSMISSION CONTROL SYSTEM
  - + ASSEMBLY-ELECTROHYDRAULIC CONTROL UNIT
    -  8W-31-2 - WIRING DIAGRAM
    -  8W-31-3 - WIRING DIAGRAM
  - + ASSEMBLY-SHIFTER LEVER
    -  8W-31-4 - WIRING DIAGRAM
  - + DATA LINK CONNECTOR
    -  8W-31-2 - WIRING DIAGRAM
  - + DIAGNOSTIC JUNCTION BLOCK 27
    -  8W-31-2 - WIRING DIAGRAM
    -  8W-31-4 - WIRING DIAGRAM
  - + FUSE 5
    -  8W-31-2 - WIRING DIAGRAM
  - + FUSE 7
    -  8W-31-4 - WIRING DIAGRAM
  - + FUSE BLOCK 3
    -  8W-31-2 - WIRING DIAGRAM
    -  8W-31-4 - WIRING DIAGRAM
  - + G200
    -  8W-31-4 - WIRING DIAGRAM
  - + G305
    -  8W-31-3 - WIRING DIAGRAM
  - + MODULE-BODY CONTROL
    -  8W-31-4 - WIRING DIAGRAM
  - + MODULE-TRANSMISSION CONTROL
    -  8W-31-2 - WIRING DIAGRAM
    -  8W-31-3 - WIRING DIAGRAM
  - + RELAY-ADDITIONAL-TERMINAL 15
    -  8W-31-2 - WIRING DIAGRAM
    -  8W-31-4 - WIRING DIAGRAM
  - + S200
    -  8W-31-4 - WIRING DIAGRAM
  - + S315
    -  8W-31-2 - WIRING DIAGRAM
    -  8W-31-4 - WIRING DIAGRAM
  - + SWITCH-IGNITION
    -  8W-31-4 - WIRING DIAGRAM
- + 8W-33 VEHICLE SPEED CONTROL
  - + FUSE/RELAY BLOCK
    -  8W-33-2 - WIRING DIAGRAM
  - + G200
    -  8W-33-3 - WIRING DIAGRAM
  - + MODULE-BODY CONTROL
    -  8W-33-3 - WIRING DIAGRAM
  - + MODULE-PROGRAMMABLE SPECIAL
    -  8W-33-3 - WIRING DIAGRAM
  - + S200
    -  8W-33-3 - WIRING DIAGRAM
  - + SWITCH-SPEED CONTROL
    -  8W-33-3 - WIRING DIAGRAM
  - + SWITCH-STOP LAMP
    -  8W-33-2 - WIRING DIAGRAM
- + 8W-35 ANTILOCK BRAKES
  - + CLUSTER
    -  8W-35-3 - WIRING DIAGRAM
  - + DIAGNOSTIC JUNCTION BLOCK 27
    -  8W-35-2 - WIRING DIAGRAM
  - + FUSE 3
    -  8W-35-2 - WIRING DIAGRAM
  - + FUSE 4
    -  8W-35-2 - WIRING DIAGRAM
  - + FUSE BLOCK 1
    -  8W-35-2 - WIRING DIAGRAM
  - + FUSE/RELAY BLOCK
    -  8W-35-3 - WIRING DIAGRAM
  - + G102
    -  8W-35-2 - WIRING DIAGRAM
  - + G108
    -  8W-35-2 - WIRING DIAGRAM
  - + G301
    -  8W-35-2 - WIRING DIAGRAM
  - + MODULE-ANTI-LOCK BRAKES
    -  8W-35-2 - WIRING DIAGRAM

- 8W-35-3 - WIRING DIAGRAM
  - 8W-35-4 - WIRING DIAGRAM
- + MODULE-BODY CONTROL
  - 8W-35-3 - WIRING DIAGRAM
- + S303
  - 8W-35-3 - WIRING DIAGRAM
- + S328
  - 8W-35-2 - WIRING DIAGRAM
- + S329
  - 8W-35-3 - WIRING DIAGRAM
- + SENSOR-DYNAMICS
  - 8W-35-2 - WIRING DIAGRAM
- + SENSOR-WHEEL SPEED-LEFT FRONT
  - 8W-35-4 - WIRING DIAGRAM
- + SENSOR-WHEEL SPEED-LEFT REAR
  - 8W-35-4 - WIRING DIAGRAM
- + SENSOR-WHEEL SPEED-RIGHT FRONT
  - 8W-35-4 - WIRING DIAGRAM
- + SENSOR-WHEEL SPEED-RIGHT REAR
  - 8W-35-4 - WIRING DIAGRAM
- + SWITCH-STOP LAMP
  - 8W-35-3 - WIRING DIAGRAM
- + 8W-39 VEHICLE THEFT SECURITY SYSTEM
  - + BACKLITE-ELECTRIC HEATED-LEFT
    - 8W-39-6 - WIRING DIAGRAM
  - + BACKLITE-ELECTRIC HEATED-RIGHT
    - 8W-39-6 - WIRING DIAGRAM
  - + CLUSTER
    - 8W-39-4 - WIRING DIAGRAM
  - + DIAGNOSTIC JUNCTION BLOCK 24
    - 8W-39-4 - WIRING DIAGRAM
  - + DIAGNOSTIC JUNCTION BLOCK 25
    - 8W-39-4 - WIRING DIAGRAM
  - + FUSE 1
    - 8W-39-2 - WIRING DIAGRAM
  - + FUSE 2
    - 8W-39-2 - WIRING DIAGRAM
  - + FUSE BLOCK 1
    - 8W-39-3 - WIRING DIAGRAM
    - 8W-39-7 - WIRING DIAGRAM
  - + FUSE BLOCK 5
    - 8W-39-3 - WIRING DIAGRAM
  - + FUSE/RELAY BLOCK
    - 8W-39-2 - WIRING DIAGRAM
  - + G102
    - 8W-39-3 - WIRING DIAGRAM
  - + G103
    - 8W-39-10 - WIRING DIAGRAM , (EXCEPT XENON)
    - 8W-39-11 - WIRING DIAGRAM , (EXCEPT XENON)
    - 8W-39-12 - WIRING DIAGRAM , (XENON)
    - 8W-39-13 - WIRING DIAGRAM , (XENON)
  - + G104
    - 8W-39-2 - WIRING DIAGRAM
    - 8W-39-3 - WIRING DIAGRAM
  - + G200
    - 8W-39-2 - WIRING DIAGRAM
  - + G300
    - 8W-39-3 - WIRING DIAGRAM
    - 8W-39-5 - WIRING DIAGRAM
  - + G301
    - 8W-39-7 - WIRING DIAGRAM
  - + G303
    - 8W-39-6 - WIRING DIAGRAM
    - 8W-39-14 - WIRING DIAGRAM , (EXCEPT CHASSIS CAB)
    - 8W-39-16 - WIRING DIAGRAM , (EXCEPT CHASSIS CAB)
  - + G304
    - 8W-39-15 - WIRING DIAGRAM , (CHASSIS CAB)
    - 8W-39-17 - WIRING DIAGRAM , (CHASSIS CAB)
- + HORN 1
  - 8W-39-2 - WIRING DIAGRAM
- + LAMP-HEADLAMP-LEFT
  - 8W-39-10 - WIRING DIAGRAM , (EXCEPT XENON)
  - 8W-39-12 - WIRING DIAGRAM , (XENON)











































- + LAMP-HEADLAMP-RIGHT
  -  8W-39-11 - WIRING DIAGRAM , (EXCEPT XENON)
  -  8W-39-12 - WIRING DIAGRAM , (XENON)
  -  8W-39-13 - WIRING DIAGRAM , (XENON)
- + LAMP-TAIL-LEFT
  -  8W-39-14 - WIRING DIAGRAM , (EXCEPT CHASSIS CAB)
  -  8W-39-15 - WIRING DIAGRAM , (CHASSIS CAB)
- + LAMP-TAIL-RIGHT
  -  8W-39-16 - WIRING DIAGRAM , (EXCEPT CHASSIS CAB)
  -  8W-39-17 - WIRING DIAGRAM , (CHASSIS CAB)
- + LATCH-DOOR-DRIVER
  -  8W-39-7 - WIRING DIAGRAM
- + LATCH-DOOR-LEFT SLIDING
  -  8W-39-8 - WIRING DIAGRAM
- + LATCH-DOOR-PASSENGER
  -  8W-39-9 - WIRING DIAGRAM
- + LATCH-DOOR-REAR
  -  8W-39-9 - WIRING DIAGRAM
- + LATCH-DOOR-RIGHT SLIDING
  -  8W-39-8 - WIRING DIAGRAM
- + MODULE-ADDITIONAL TURN SIGNAL CONTROL
  -  8W-39-14 - WIRING DIAGRAM , (EXCEPT CHASSIS CAB)
  -  8W-39-15 - WIRING DIAGRAM , (CHASSIS CAB)
  -  8W-39-16 - WIRING DIAGRAM , (EXCEPT CHASSIS CAB)
  -  8W-39-17 - WIRING DIAGRAM , (CHASSIS CAB)
- + MODULE-BODY CONTROL
  -  8W-39-3 - WIRING DIAGRAM
  -  8W-39-4 - WIRING DIAGRAM
  -  8W-39-6 - WIRING DIAGRAM
  -  8W-39-8 - WIRING DIAGRAM
  -  8W-39-9 - WIRING DIAGRAM
  -  8W-39-10 - WIRING DIAGRAM , (EXCEPT XENON)
  -  8W-39-11 - WIRING DIAGRAM , (EXCEPT XENON)
  -  8W-39-12 - WIRING DIAGRAM , (XENON)
  -  8W-39-13 - WIRING DIAGRAM , (XENON)
  -  8W-39-14 - WIRING DIAGRAM , (EXCEPT CHASSIS CAB)
  -  8W-39-15 - WIRING DIAGRAM , (CHASSIS CAB)
  -  8W-39-16 - WIRING DIAGRAM , (EXCEPT CHASSIS CAB)
  -  8W-39-17 - WIRING DIAGRAM , (CHASSIS CAB)
- + MODULE-DOOR-DRIVER
  -  8W-39-4 - WIRING DIAGRAM
  -  8W-39-7 - WIRING DIAGRAM
- + MODULE-ROOF CONTROL
  -  8W-39-3 - WIRING DIAGRAM
  -  8W-39-5 - WIRING DIAGRAM
- + MODULE-STEERING COLUMN LOCK
  -  8W-39-2 - WIRING DIAGRAM
- + RELAY-HORN
  -  8W-39-2 - WIRING DIAGRAM
- + S210
  -  8W-39-2 - WIRING DIAGRAM
- + S307
  -  8W-39-8 - WIRING DIAGRAM
  -  8W-39-9 - WIRING DIAGRAM
- + S308
  -  8W-39-8 - WIRING DIAGRAM
  -  8W-39-9 - WIRING DIAGRAM
- + S310
  -  8W-39-15 - WIRING DIAGRAM , (CHASSIS CAB)
  -  8W-39-17 - WIRING DIAGRAM , (CHASSIS CAB)
- + S311
  -  8W-39-15 - WIRING DIAGRAM , (CHASSIS CAB)
- + S312
  -  8W-39-17 - WIRING DIAGRAM , (CHASSIS CAB)
- + S323
  -  8W-39-12 - WIRING DIAGRAM , (XENON)
  -  8W-39-13 - WIRING DIAGRAM , (XENON)
- + S330
  -  8W-39-14 - WIRING DIAGRAM , (EXCEPT CHASSIS CAB)
- + S335
  -  8W-39-6 - WIRING DIAGRAM
- + S336
  -  8W-39-6 - WIRING DIAGRAM

- + S338
  -  8W-39-5 - WIRING DIAGRAM
- + S339
  -  8W-39-5 - WIRING DIAGRAM
- + S340
  -  8W-39-14 - WIRING DIAGRAM , (EXCEPT CHASSIS CAB)
  -  8W-39-16 - WIRING DIAGRAM , (EXCEPT CHASSIS CAB)
- + S344
  -  8W-39-16 - WIRING DIAGRAM , (EXCEPT CHASSIS CAB)
- + S353
  -  8W-39-7 - WIRING DIAGRAM
- + S354
  -  8W-39-9 - WIRING DIAGRAM
- + S355
  -  8W-39-8 - WIRING DIAGRAM
- + S356
  -  8W-39-8 - WIRING DIAGRAM
- + S364
  -  8W-39-9 - WIRING DIAGRAM
- + SENSOR-INTRUSION 1
  -  8W-39-5 - WIRING DIAGRAM
- + SENSOR-INTRUSION 2
  -  8W-39-5 - WIRING DIAGRAM
- + SENSOR-INTRUSION 3
  -  8W-39-5 - WIRING DIAGRAM
- + SIREN
  -  8W-39-3 - WIRING DIAGRAM
- + SWITCH-BANK
  -  8W-39-4 - WIRING DIAGRAM
- + SWITCH-HOOD AJAR
  -  8W-39-3 - WIRING DIAGRAM
- + SWITCH-IGNITION
  -  8W-39-2 - WIRING DIAGRAM
  -  8W-39-4 - WIRING DIAGRAM
- + SWITCH-POWER WINDOW/MIRROR-DRIVER
  -  8W-39-7 - WIRING DIAGRAM
- + 8W-40 INSTRUMENT CLUSTER
  - + CLUSTER
    -  8W-40-2 - WIRING DIAGRAM
    -  8W-40-3 - WIRING DIAGRAM
  - + CONNECTOR-RADIO PREINSTALLATION
    -  8W-40-3 - WIRING DIAGRAM
  - + DIAGNOSTIC JUNCTION BLOCK 25
    -  8W-40-3 - WIRING DIAGRAM
  - + DIAGNOSTIC JUNCTION BLOCK 26
    -  8W-40-5 - WIRING DIAGRAM
  - + DIAGNOSTIC JUNCTION BLOCK 27
    -  8W-40-3 - WIRING DIAGRAM
  - + FUSE 14
    -  8W-40-2 - WIRING DIAGRAM
  - + FUSE 3
    -  8W-40-2 - WIRING DIAGRAM
  - + FUSE 6
    -  8W-40-4 - WIRING DIAGRAM
  - + FUSE 7
    -  8W-40-4 - WIRING DIAGRAM
    -  8W-40-5 - WIRING DIAGRAM
  - + FUSE BLOCK 4
    -  8W-40-4 - WIRING DIAGRAM
  - + FUSE/RELAY BLOCK
    -  8W-40-2 - WIRING DIAGRAM
    -  8W-40-3 - WIRING DIAGRAM
  - + G200
    -  8W-40-3 - WIRING DIAGRAM
  - + G301
    -  8W-40-5 - WIRING DIAGRAM
  - + MODULE-BODY CONTROL
    -  8W-40-2 - WIRING DIAGRAM
  - + MODULE-TIRE PRESSURE MONITOR
    -  8W-40-4 - WIRING DIAGRAM
    -  8W-40-5 - WIRING DIAGRAM
  - + RELAY-ADDITIONAL-TERMINAL 15
    -  8W-40-3 - WIRING DIAGRAM
  - + RELAY-TERMINAL 15










































-  8W-40-2 - WIRING DIAGRAM
- + S202
  -  8W-40-2 - WIRING DIAGRAM
  -  8W-40-3 - WIRING DIAGRAM
- + S225
  -  8W-40-3 - WIRING DIAGRAM
- + S314
  -  8W-40-4 - WIRING DIAGRAM
- + S329
  -  8W-40-3 - WIRING DIAGRAM
- + SENSOR-VEHICLE SPEED
  -  8W-40-3 - WIRING DIAGRAM
- + SWITCH-DIMMER
  -  8W-40-3 - WIRING DIAGRAM
- + SWITCH-STOP LAMP
  -  8W-40-3 - WIRING DIAGRAM
- + TRANSPONDER-TIRE PRESSURE MONITOR-FRONT
  -  8W-40-5 - WIRING DIAGRAM
- + TRANSPONDER-TIRE PRESSURE MONITOR-REAR
  -  8W-40-5 - WIRING DIAGRAM
- + 8W-41 HORN/CIGAR LIGHTER/POWER OUTLET
  - + CAMERA-REAR
    -  8W-41-3 - WIRING DIAGRAM
  - + CIGAR LIGHTER
    -  8W-41-4 - WIRING DIAGRAM
  - + FUSE 1
    -  8W-41-2 - WIRING DIAGRAM
  - + FUSE 13
    -  8W-41-4 - WIRING DIAGRAM
  - + FUSE 23
    -  8W-41-5 - WIRING DIAGRAM
  - + FUSE 24
    -  8W-41-5 - WIRING DIAGRAM
  - + FUSE 25
    -  8W-41-2 - WIRING DIAGRAM
    -  8W-41-5 - WIRING DIAGRAM
  - + FUSE BLOCK 5
    -  8W-41-5 - WIRING DIAGRAM
  - + FUSE/RELAY BLOCK
    -  8W-41-2 - WIRING DIAGRAM
    -  8W-41-4 - WIRING DIAGRAM
  - + G200
    -  8W-41-2 - WIRING DIAGRAM
    -  8W-41-4 - WIRING DIAGRAM
  - + G301
    -  8W-41-5 - WIRING DIAGRAM
  - + G303
    -  8W-41-5 - WIRING DIAGRAM
  - + G304
    -  8W-41-2 - WIRING DIAGRAM
    -  8W-41-3 - WIRING DIAGRAM
  - + HORN 1
    -  8W-41-2 - WIRING DIAGRAM
  - + HORN-REVERSE
    -  8W-41-3 - WIRING DIAGRAM
  - + MODULE-BODY CONTROL
    -  8W-41-2 - WIRING DIAGRAM
    -  8W-41-3 - WIRING DIAGRAM
  - + POWER OUTLET-BOX SEAT LEFT
    -  8W-41-5 - WIRING DIAGRAM
  - + POWER OUTLET-FRONT
    -  8W-41-2 - WIRING DIAGRAM
  - + POWER OUTLET-LEFT REAR
    -  8W-41-5 - WIRING DIAGRAM
  - + POWER OUTLET-RIGHT REAR
    -  8W-41-5 - WIRING DIAGRAM
  - + RELAY-HORN
    -  8W-41-2 - WIRING DIAGRAM
  - + RELAY-TERMINAL 15
    -  8W-41-2 - WIRING DIAGRAM
  - + RELAY-TERMINAL 15R
    -  8W-41-4 - WIRING DIAGRAM
  - + S200
    -  8W-41-4 - WIRING DIAGRAM























































- + S203
  -  8W-41-4 - WIRING DIAGRAM
- + S310
  -  8W-41-3 - WIRING DIAGRAM
- + S340
  -  8W-41-3 - WIRING DIAGRAM
- + SWITCH-BODY ELECTRICAL-UPFITTERS
  -  8W-41-4 - WIRING DIAGRAM
- + 8W-42 AIR CONDITIONING/HEATER
  - + ACTUATOR-BLEND DOOR
    -  8W-42-10 - WIRING DIAGRAM , (ATC)
  - + ACTUATOR-BLEND DOOR 1
    -  8W-42-4 - WIRING DIAGRAM , (ATC)
  - + ACTUATOR-BLEND DOOR 1-ROOF
    -  8W-42-5 - WIRING DIAGRAM , (ATC)
  - + ACTUATOR-BLEND DOOR 2
    -  8W-42-4 - WIRING DIAGRAM , (ATC)
  - + ACTUATOR-BLEND DOOR 2-ROOF
    -  8W-42-5 - WIRING DIAGRAM , (ATC)
  - + ACTUATOR-MODE DOOR
    -  8W-42-9 - WIRING DIAGRAM , (ATC)
  - + ACTUATOR-RECIRCULATION DOOR
    -  8W-42-9 - WIRING DIAGRAM , (ATC)
    -  8W-42-18 - WIRING DIAGRAM , (MTC)
  - + ACTUATOR-RECIRCULATION DOOR-REAR 1
    -  8W-42-8 - WIRING DIAGRAM , (ATC)
    -  8W-42-16 - WIRING DIAGRAM , (MTC)
  - + ACTUATOR-RECIRCULATION DOOR-REAR 2
    -  8W-42-6 - WIRING DIAGRAM , (ATC)
    -  8W-42-7 - WIRING DIAGRAM , (ATC)
  - + CLUTCH-A/C COMPRESSOR
    -  8W-42-12 - WIRING DIAGRAM , (ATC)
  - + CONTROL-A/C-HEATER
    -  8W-42-2 - WIRING DIAGRAM , (ATC)
    -  8W-42-3 - WIRING DIAGRAM , (ATC)
    -  8W-42-4 - WIRING DIAGRAM , (ATC)
    -  8W-42-5 - WIRING DIAGRAM , (ATC)
    -  8W-42-6 - WIRING DIAGRAM , (ATC)
    -  8W-42-7 - WIRING DIAGRAM , (ATC)
    -  8W-42-8 - WIRING DIAGRAM , (ATC)
    -  8W-42-9 - WIRING DIAGRAM , (ATC)
    -  8W-42-10 - WIRING DIAGRAM , (ATC)
    -  8W-42-11 - WIRING DIAGRAM , (ATC)
    -  8W-42-12 - WIRING DIAGRAM , (ATC)
    -  8W-42-13 - WIRING DIAGRAM , (ATC)
    -  8W-42-14 - WIRING DIAGRAM , (MTC)
    -  8W-42-15 - WIRING DIAGRAM , (MTC)
    -  8W-42-16 - WIRING DIAGRAM , (MTC)
    -  8W-42-17 - WIRING DIAGRAM , (MTC)
    -  8W-42-18 - WIRING DIAGRAM , (MTC)
  - + DIAGNOSTIC JUNCTION BLOCK 24
    -  8W-42-19 - WIRING DIAGRAM , (AUXILIARY HEATER 1)
    -  8W-42-20 - WIRING DIAGRAM , (AUXILIARY HEATER 2)
  - + DIAGNOSTIC JUNCTION BLOCK 25
    -  8W-42-11 - WIRING DIAGRAM , (ATC)
    -  8W-42-18 - WIRING DIAGRAM , (MTC)
  - + FUSE 12
    -  8W-42-14 - WIRING DIAGRAM , (MTC)
    -  8W-42-21 - WIRING DIAGRAM , (AUXILIARY HEATER 2 WITH HEATER - RADIO SIGNAL RECEIVER)
  - + FUSE 13
    -  8W-42-22 - WIRING DIAGRAM , (AUXILIARY HEATER 2 WITH HEATER - RADIO SIGNAL RECEIVER)
  - + FUSE 15
    -  8W-42-17 - WIRING DIAGRAM , (MTC)
  - + FUSE 16
    -  8W-42-14 - WIRING DIAGRAM , (MTC)
  - + FUSE 2
    -  8W-42-4 - WIRING DIAGRAM , (ATC)
  - + FUSE 26
    -  8W-42-20 - WIRING DIAGRAM , (AUXILIARY HEATER 2)
  - + FUSE 27
    -  8W-42-19 - WIRING DIAGRAM , (AUXILIARY HEATER 1)
  - + FUSE 28
    -  8W-42-6 - WIRING DIAGRAM , (ATC)

- + FUSE 3
  - 8W-42-2 - WIRING DIAGRAM , (ATC)
- + FUSE 31
  - 8W-42-8 - WIRING DIAGRAM , (ATC)
  - 8W-42-16 - WIRING DIAGRAM , (MTC)
- + FUSE 7
  - 8W-42-2 - WIRING DIAGRAM , (ATC)
  - 8W-42-3 - WIRING DIAGRAM , (ATC)
  - 8W-42-15 - WIRING DIAGRAM , (MTC)
- + FUSE 9
  - 8W-42-2 - WIRING DIAGRAM , (ATC)
  - 8W-42-24 - WIRING DIAGRAM , (ROOF VENTILATOR)
- + FUSE BLOCK 2
  - 8W-42-2 - WIRING DIAGRAM , (ATC)
  - 8W-42-14 - WIRING DIAGRAM , (MTC)
  - 8W-42-24 - WIRING DIAGRAM , (ROOF VENTILATOR)
- + FUSE-A/C (50A)
  - 8W-42-5 - WIRING DIAGRAM , (ATC)
- + FUSE/RELAY BLOCK
  - 8W-42-17 - WIRING DIAGRAM , (MTC)
- + G100
  - 8W-42-3 - WIRING DIAGRAM , (ATC)
  - 8W-42-15 - WIRING DIAGRAM , (MTC)
- + G102
  - 8W-42-4 - WIRING DIAGRAM , (ATC)
- + G104
  - 8W-42-11 - WIRING DIAGRAM , (ATC)
  - 8W-42-17 - WIRING DIAGRAM , (MTC)
  - 8W-42-21 - WIRING DIAGRAM , (AUXILIARY HEATER 2 WITH HEATER - RADIO SIGNAL RECEIVER)
  - 8W-42-23 - WIRING DIAGRAM , (AUXILIARY HEATER 2 WITHOUT HEATER - RADIO SIGNAL RECEIVER)
- + G200
  - 8W-42-2 - WIRING DIAGRAM , (ATC)
  - 8W-42-14 - WIRING DIAGRAM , (MTC)
  - 8W-42-17 - WIRING DIAGRAM , (MTC)
  - 8W-42-22 - WIRING DIAGRAM , (AUXILIARY HEATER 2 WITH HEATER - RADIO SIGNAL RECEIVER)
  - 8W-42-23 - WIRING DIAGRAM , (AUXILIARY HEATER 2 WITHOUT HEATER - RADIO SIGNAL RECEIVER)
  - 8W-42-24 - WIRING DIAGRAM , (ROOF VENTILATOR)
- + G300
  - 8W-42-5 - WIRING DIAGRAM , (ATC)
  - 8W-42-7 - WIRING DIAGRAM , (ATC)
- + G305
  - 8W-42-8 - WIRING DIAGRAM , (ATC)
  - 8W-42-16 - WIRING DIAGRAM , (MTC)
  - 8W-42-19 - WIRING DIAGRAM , (AUXILIARY HEATER 1)
  - 8W-42-20 - WIRING DIAGRAM , (AUXILIARY HEATER 2)
  - 8W-42-21 - WIRING DIAGRAM , (AUXILIARY HEATER 2 WITH HEATER - RADIO SIGNAL RECEIVER)
- + G308
  - 8W-42-12 - WIRING DIAGRAM , (ATC)
- + HEATER-RADIO SIGNAL RECEIVER
  - 8W-42-22 - WIRING DIAGRAM , (AUXILIARY HEATER 2 WITH HEATER - RADIO SIGNAL RECEIVER)
- + MODULE-AUXILIARY HEATER 1
  - 8W-42-19 - WIRING DIAGRAM , (AUXILIARY HEATER 1)
- + MODULE-AUXILIARY HEATER 2
  - 8W-42-20 - WIRING DIAGRAM , (AUXILIARY HEATER 2)
  - 8W-42-21 - WIRING DIAGRAM , (AUXILIARY HEATER 2 WITH HEATER - RADIO SIGNAL RECEIVER)
  - 8W-42-22 - WIRING DIAGRAM , (AUXILIARY HEATER 2 WITH HEATER - RADIO SIGNAL RECEIVER)
  - 8W-42-23 - WIRING DIAGRAM , (AUXILIARY HEATER 2 WITHOUT HEATER - RADIO SIGNAL RECEIVER)
- + MODULE-BODY CONTROL
  - 8W-42-17 - WIRING DIAGRAM , (MTC)
- + MODULE-ENGINE CONTROL
  - 8W-42-12 - WIRING DIAGRAM , (ATC)
  - 8W-42-18 - WIRING DIAGRAM , (MTC)
- + MOTOR-BLOWER
  - 8W-42-2 - WIRING DIAGRAM , (ATC)
  - 8W-42-14 - WIRING DIAGRAM , (MTC)
- + MOTOR-ROOF VENTILATOR
  - 8W-42-24 - WIRING DIAGRAM , (ROOF VENTILATOR)
- + POWER DISTRIBUTION CENTER
  - 8W-42-15 - WIRING DIAGRAM , (MTC)
- + PTC-HEATER
  - 8W-42-3 - WIRING DIAGRAM , (ATC)
  - 8W-42-15 - WIRING DIAGRAM , (MTC)
- + PUMP-DOSING-AUXILIARY HEAT

-  8W-42-19 - WIRING DIAGRAM , (AUXILIARY HEATER 1)
  -  8W-42-20 - WIRING DIAGRAM , (AUXILIARY HEATER 2)
- + REGULATOR-BLOWER MOTOR
  -  8W-42-2 - WIRING DIAGRAM , (ATC)
- + RELAY-ADDITIONAL-TERMINAL 15
  -  8W-42-24 - WIRING DIAGRAM , (ROOF VENTILATOR)
- + RELAY-AUXILIARY FAN
  -  8W-42-4 - WIRING DIAGRAM , (ATC)
- + RELAY-AUXILIARY FAN-ROOF
  -  8W-42-5 - WIRING DIAGRAM , (ATC)
- + RELAY-BLOWER VENT
  -  8W-42-21 - WIRING DIAGRAM , (AUXILIARY HEATER 2 WITH HEATER - RADIO SIGNAL RECEIVER)
- + RELAY-TERMINAL 15
  -  8W-42-17 - WIRING DIAGRAM , (MTC)
- + RESISOR-BLOWER MOTOR-ADDITIONAL
  -  8W-42-14 - WIRING DIAGRAM , (MTC)
- + S200
  -  8W-42-14 - WIRING DIAGRAM , (MTC)
  -  8W-42-18 - WIRING DIAGRAM , (MTC)
  -  8W-42-22 - WIRING DIAGRAM , (AUXILIARY HEATER 2 WITH HEATER - RADIO SIGNAL RECEIVER)
  -  8W-42-23 - WIRING DIAGRAM , (AUXILIARY HEATER 2 WITHOUT HEATER - RADIO SIGNAL RECEIVER)
  -  8W-42-24 - WIRING DIAGRAM , (ROOF VENTILATOR)
- + S201
  -  8W-42-14 - WIRING DIAGRAM , (MTC)
- + S211
  -  8W-42-4 - WIRING DIAGRAM , (ATC)
- + S212
  -  8W-42-4 - WIRING DIAGRAM , (ATC)
- + S213
  -  8W-42-24 - WIRING DIAGRAM , (ROOF VENTILATOR)
- + S219
  -  8W-42-12 - WIRING DIAGRAM , (ATC)
- + S220
  -  8W-42-2 - WIRING DIAGRAM , (ATC)
- + S315
  -  8W-42-24 - WIRING DIAGRAM , (ROOF VENTILATOR)
- + S343
  -  8W-42-7 - WIRING DIAGRAM , (ATC)
- + S351
  -  8W-42-5 - WIRING DIAGRAM , (ATC)
- + S352
  -  8W-42-5 - WIRING DIAGRAM , (ATC)
- + SENSOR-A/C PRESSURE
  -  8W-42-11 - WIRING DIAGRAM , (ATC)
- + SENSOR-A/C PRESSURE-ROOF
  -  8W-42-13 - WIRING DIAGRAM , (ATC)
- + SENSOR-EVAPORATOR TEMPERATURE
  -  8W-42-10 - WIRING DIAGRAM , (ATC)
- + SWITCH-BODY ELECTRICAL-UPFITTERS
  -  8W-42-18 - WIRING DIAGRAM , (MTC)
  -  8W-42-22 - WIRING DIAGRAM , (AUXILIARY HEATER 2 WITH HEATER - RADIO SIGNAL RECEIVER)
  -  8W-42-23 - WIRING DIAGRAM , (AUXILIARY HEATER 2 WITHOUT HEATER - RADIO SIGNAL RECEIVER)
  -  8W-42-24 - WIRING DIAGRAM , (ROOF VENTILATOR)
- + SWITCH-PARKING HEATER
  -  8W-42-23 - WIRING DIAGRAM , (AUXILIARY HEATER 2 WITHOUT HEATER - RADIO SIGNAL RECEIVER)
- + SWITCH-PARKING HEATER WARM WATER
  -  8W-42-22 - WIRING DIAGRAM , (AUXILIARY HEATER 2 WITH HEATER - RADIO SIGNAL RECEIVER)
- + SWITCH-ROOF VENTILATOR
  -  8W-42-24 - WIRING DIAGRAM , (ROOF VENTILATOR)
- + VALVE-CLUTCH
  -  8W-42-12 - WIRING DIAGRAM , (ATC)
- + VALVE-HEATER CONTROL
  -  8W-42-11 - WIRING DIAGRAM , (ATC)
  -  8W-42-17 - WIRING DIAGRAM , (MTC)
  -  8W-42-21 - WIRING DIAGRAM , (AUXILIARY HEATER 2 WITH HEATER - RADIO SIGNAL RECEIVER)
  -  8W-42-23 - WIRING DIAGRAM , (AUXILIARY HEATER 2 WITHOUT HEATER - RADIO SIGNAL RECEIVER)
- + 8W-43 OCCUPANT RESTRAINT SYSTEM
  - + AIRBAG-DRIVER SQUIB
    -  8W-43-2 - WIRING DIAGRAM
  - + AIRBAG-PASSENGER
    -  8W-43-4 - WIRING DIAGRAM
  - + AIRBAG-SIDE CURTAIN-LEFT
    -  8W-43-7 - WIRING DIAGRAM , (HIGHLINE)
































































































- + AIRBAG-SIDE CURTAIN-RIGHT
  -  8W-43-7 - WIRING DIAGRAM , (HIGHLINE)
- + AIRBAG-THORAX-DRIVER
  -  8W-43-6 - WIRING DIAGRAM , (HIGHLINE)
- + AIRBAG-THORAX-PASSENGER
  -  8W-43-6 - WIRING DIAGRAM , (HIGHLINE)
- + DIAGNOSTIC JUNCTION BLOCK 24
  -  8W-43-3 - WIRING DIAGRAM
- + DIAGNOSTIC JUNCTION BLOCK 27
  -  8W-43-2 - WIRING DIAGRAM
- + FUSE 7
  -  8W-43-2 - WIRING DIAGRAM
- + FUSE/RELAY BLOCK
  -  8W-43-2 - WIRING DIAGRAM
  -  8W-43-3 - WIRING DIAGRAM
- + G200
  -  8W-43-2 - WIRING DIAGRAM
  -  8W-43-4 - WIRING DIAGRAM
- + G301
  -  8W-43-6 - WIRING DIAGRAM , (HIGHLINE)
- + G302
  -  8W-43-7 - WIRING DIAGRAM , (HIGHLINE)
- + G306
  -  8W-43-3 - WIRING DIAGRAM
  -  8W-43-5 - WIRING DIAGRAM , (HIGHLINE)
- + G307
  -  8W-43-7 - WIRING DIAGRAM , (HIGHLINE)
- + MODULE-OCCUPANT RESTRAINT CONTROLLER
  -  8W-43-2 - WIRING DIAGRAM
  -  8W-43-3 - WIRING DIAGRAM
  -  8W-43-4 - WIRING DIAGRAM
  -  8W-43-5 - WIRING DIAGRAM , (HIGHLINE)
  -  8W-43-6 - WIRING DIAGRAM , (HIGHLINE)
  -  8W-43-7 - WIRING DIAGRAM , (HIGHLINE)
- + MODULE-STEERING CONTROL
  -  8W-43-2 - WIRING DIAGRAM
- + SEAT BELT-TENSIONER-DRIVER
  -  8W-43-4 - WIRING DIAGRAM
- + SEAT BELT-TENSIONER-FRONT CENTER
  -  8W-43-4 - WIRING DIAGRAM
- + SEAT BELT-TENSIONER-PASSENGER
  -  8W-43-4 - WIRING DIAGRAM
- + SENSOR-SIDE IMPACT-LEFT 1
  -  8W-43-5 - WIRING DIAGRAM , (HIGHLINE)
- + SENSOR-SIDE IMPACT-LEFT 2
  -  8W-43-5 - WIRING DIAGRAM , (HIGHLINE)
- + SENSOR-SIDE IMPACT-RIGHT 1
  -  8W-43-5 - WIRING DIAGRAM , (HIGHLINE)
- + SENSOR-SIDE IMPACT-RIGHT 2
  -  8W-43-5 - WIRING DIAGRAM , (HIGHLINE)
- + SWITCH-SEAT BELT-DRIVER
  -  8W-43-6 - WIRING DIAGRAM , (HIGHLINE)
- + 8W-44 INTERIOR LIGHTING
  - + CLUSTER
    -  8W-44-2 - WIRING DIAGRAM
  - + FUSE 13
    -  8W-44-13 - WIRING DIAGRAM
  - + FUSE 17
    -  8W-44-3 - WIRING DIAGRAM
  - + FUSE 4
    -  8W-44-2 - WIRING DIAGRAM
  - + FUSE BLOCK 2
    -  8W-44-3 - WIRING DIAGRAM
  - + FUSE/RELAY BLOCK
    -  8W-44-2 - WIRING DIAGRAM
    -  8W-44-13 - WIRING DIAGRAM
  - + G200
    -  8W-44-3 - WIRING DIAGRAM
    -  8W-44-13 - WIRING DIAGRAM
  - + G300
    -  8W-44-7 - WIRING DIAGRAM , (PREMIUM LIGHTING)
  - + G302
    -  8W-44-15 - WIRING DIAGRAM
  - + LAMP AND SWITCH-CEILING 1-REAR










































-  8W-44-4 - WIRING DIAGRAM , (PREMIUM LIGHTING)
-  8W-44-5 - WIRING DIAGRAM , (PREMIUM LIGHTING)
-  8W-44-6 - WIRING DIAGRAM , (PREMIUM LIGHTING)
- + LAMP AND SWITCH-CEILING 2-REAR
  -  8W-44-4 - WIRING DIAGRAM , (PREMIUM LIGHTING)
  -  8W-44-5 - WIRING DIAGRAM , (PREMIUM LIGHTING)
  -  8W-44-6 - WIRING DIAGRAM , (PREMIUM LIGHTING)
  -  8W-44-7 - WIRING DIAGRAM , (PREMIUM LIGHTING)
- + LAMP AND SWITCH-CEILING 3-REAR
  -  8W-44-4 - WIRING DIAGRAM , (PREMIUM LIGHTING)
  -  8W-44-5 - WIRING DIAGRAM , (PREMIUM LIGHTING)
  -  8W-44-6 - WIRING DIAGRAM , (PREMIUM LIGHTING)
  -  8W-44-7 - WIRING DIAGRAM , (PREMIUM LIGHTING)
- + LAMP AND SWITCH-CEILING-FRONT
  -  8W-44-4 - WIRING DIAGRAM , (PREMIUM LIGHTING)
  -  8W-44-7 - WIRING DIAGRAM , (PREMIUM LIGHTING)
- + LAMP-CEILING 2-REAR
  -  8W-44-4 - WIRING DIAGRAM , (PREMIUM LIGHTING)
  -  8W-44-5 - WIRING DIAGRAM , (PREMIUM LIGHTING)
  -  8W-44-8 - WIRING DIAGRAM , (PREMIUM LIGHTING)
- + LAMP-CEILING 3-REAR
  -  8W-44-4 - WIRING DIAGRAM , (PREMIUM LIGHTING)
  -  8W-44-5 - WIRING DIAGRAM , (PREMIUM LIGHTING)
  -  8W-44-8 - WIRING DIAGRAM , (PREMIUM LIGHTING)
- + LAMP-CEILING 4-REAR
  -  8W-44-4 - WIRING DIAGRAM , (PREMIUM LIGHTING)
  -  8W-44-5 - WIRING DIAGRAM , (PREMIUM LIGHTING)
  -  8W-44-8 - WIRING DIAGRAM , (PREMIUM LIGHTING)
- + LAMP-CEILING-REAR
  -  8W-44-4 - WIRING DIAGRAM , (PREMIUM LIGHTING)
  -  8W-44-5 - WIRING DIAGRAM , (PREMIUM LIGHTING)
  -  8W-44-9 - WIRING DIAGRAM , (PREMIUM LIGHTING)
- + LAMP-ENTRY-DRIVER
  -  8W-44-15 - WIRING DIAGRAM
- + LAMP-ENTRY-LEFT REAR
  -  8W-44-14 - WIRING DIAGRAM
- + LAMP-ENTRY-PASSENGER
  -  8W-44-15 - WIRING DIAGRAM
- + LAMP-ENTRY-RIGHT REAR
  -  8W-44-14 - WIRING DIAGRAM
- + LAMP-GLOVE BOX
  -  8W-44-13 - WIRING DIAGRAM
- + LAMP-LOAD AREA 1-LEFT
  -  8W-44-4 - WIRING DIAGRAM , (PREMIUM LIGHTING)
  -  8W-44-5 - WIRING DIAGRAM , (PREMIUM LIGHTING)
  -  8W-44-10 - WIRING DIAGRAM
- + LAMP-LOAD AREA 1-RIGHT
  -  8W-44-4 - WIRING DIAGRAM , (PREMIUM LIGHTING)
  -  8W-44-5 - WIRING DIAGRAM , (PREMIUM LIGHTING)
  -  8W-44-10 - WIRING DIAGRAM
- + LAMP-LOAD AREA 2-RIGHT
  -  8W-44-4 - WIRING DIAGRAM , (PREMIUM LIGHTING)
  -  8W-44-5 - WIRING DIAGRAM , (PREMIUM LIGHTING)
  -  8W-44-10 - WIRING DIAGRAM
- + LAMP-LOAD AREA-REAR
  -  8W-44-4 - WIRING DIAGRAM , (PREMIUM LIGHTING)
  -  8W-44-5 - WIRING DIAGRAM , (PREMIUM LIGHTING)
  -  8W-44-6 - WIRING DIAGRAM , (PREMIUM LIGHTING)
  -  8W-44-11 - WIRING DIAGRAM , (BASE LIGHTING)
  -  8W-44-12 - WIRING DIAGRAM , (PREMIUM LIGHTING)
- + LAMP-WORKING 1
  -  8W-44-4 - WIRING DIAGRAM , (PREMIUM LIGHTING)
  -  8W-44-5 - WIRING DIAGRAM , (PREMIUM LIGHTING)
  -  8W-44-10 - WIRING DIAGRAM
- + LAMP-WORKING 2
  -  8W-44-4 - WIRING DIAGRAM , (PREMIUM LIGHTING)
  -  8W-44-5 - WIRING DIAGRAM , (PREMIUM LIGHTING)
  -  8W-44-10 - WIRING DIAGRAM
- + MODULE-BODY CONTROL
  -  8W-44-2 - WIRING DIAGRAM
  -  8W-44-3 - WIRING DIAGRAM
  -  8W-44-4 - WIRING DIAGRAM , (PREMIUM LIGHTING)
  -  8W-44-5 - WIRING DIAGRAM , (PREMIUM LIGHTING)














































- 8W-44-7 - WIRING DIAGRAM , (PREMIUM LIGHTING)
  - 8W-44-9 - WIRING DIAGRAM , (PREMIUM LIGHTING)
  - 8W-44-11 - WIRING DIAGRAM , (BASE LIGHTING)
- + MODULE-DOOR DRIVER
  - 8W-44-15 - WIRING DIAGRAM
- + RELAY BLOCK
  - 8W-44-6 - WIRING DIAGRAM , (PREMIUM LIGHTING)
- + RELAY-ILLUMINATION
  - 8W-44-6 - WIRING DIAGRAM , (PREMIUM LIGHTING)
- + RELAY-TERMINAL 15
  - 8W-44-2 - WIRING DIAGRAM
  - 8W-44-13 - WIRING DIAGRAM
- + S200
  - 8W-44-3 - WIRING DIAGRAM
- + S202
  - 8W-44-2 - WIRING DIAGRAM
- + S203
  - 8W-44-13 - WIRING DIAGRAM
- + S221
  - 8W-44-2 - WIRING DIAGRAM
- + S319
  - 8W-44-14 - WIRING DIAGRAM
- + S320
  - 8W-44-14 - WIRING DIAGRAM
- + S341
  - 8W-44-5 - WIRING DIAGRAM , (PREMIUM LIGHTING)
  - 8W-44-6 - WIRING DIAGRAM , (PREMIUM LIGHTING)
  - 8W-44-7 - WIRING DIAGRAM , (PREMIUM LIGHTING)
  - 8W-44-8 - WIRING DIAGRAM , (PREMIUM LIGHTING)
  - 8W-44-9 - WIRING DIAGRAM , (PREMIUM LIGHTING)
  - 8W-44-10 - WIRING DIAGRAM
  - 8W-44-11 - WIRING DIAGRAM , (BASE LIGHTING)
  - 8W-44-12 - WIRING DIAGRAM , (PREMIUM LIGHTING)
  - 8W-44-14 - WIRING DIAGRAM
- + S342
  - 8W-44-4 - WIRING DIAGRAM , (PREMIUM LIGHTING)
  - 8W-44-6 - WIRING DIAGRAM , (PREMIUM LIGHTING)
  - 8W-44-7 - WIRING DIAGRAM , (PREMIUM LIGHTING)
  - 8W-44-8 - WIRING DIAGRAM , (PREMIUM LIGHTING)
  - 8W-44-9 - WIRING DIAGRAM , (PREMIUM LIGHTING)
  - 8W-44-10 - WIRING DIAGRAM
  - 8W-44-11 - WIRING DIAGRAM , (BASE LIGHTING)
  - 8W-44-12 - WIRING DIAGRAM , (PREMIUM LIGHTING)
  - 8W-44-14 - WIRING DIAGRAM
- + S346
  - 8W-44-6 - WIRING DIAGRAM , (PREMIUM LIGHTING)
  - 8W-44-7 - WIRING DIAGRAM , (PREMIUM LIGHTING)
  - 8W-44-12 - WIRING DIAGRAM , (PREMIUM LIGHTING)
- + SWITCH-DIMMER
  - 8W-44-2 - WIRING DIAGRAM
- + SWITCH-ROOF LAMP-REAR
  - 8W-44-3 - WIRING DIAGRAM
- + 8W-45 BODY CONTROL MODULE
  - + ASSEMBLY-SHIFTER LEVER
    - 8W-45-3 - WIRING DIAGRAM
  - + BACKLITE-ELECTRIC HEATED-RIGHT
    - 8W-45-8 - WIRING DIAGRAM
  - + CIGAR LIGHTER
    - 8W-45-3 - WIRING DIAGRAM
  - + CLUSTER
    - 8W-45-2 - WIRING DIAGRAM
    - 8W-45-27 - WIRING DIAGRAM , (CHASSIS CAB)
  - + CONNECTOR-RADIO PREINSTALLATION
    - 8W-45-3 - WIRING DIAGRAM
  - + CONNECTOR-UPFITTERS X145/6
    - 8W-45-2 - WIRING DIAGRAM
  - + CONTROL-A/C-HEATER
    - 8W-45-3 - WIRING DIAGRAM
  - + DIAGNOSTIC JUNCTION BLOCK 24
    - 8W-45-7 - WIRING DIAGRAM
  - + FUSE 1
    - 8W-45-27 - WIRING DIAGRAM , (CHASSIS CAB)
  - + FUSE 19

- 8W-45-27 - WIRING DIAGRAM , (CHASSIS CAB)
- + FUSE 20
  - 8W-45-27 - WIRING DIAGRAM , (CHASSIS CAB)
- + FUSE 5
  - 8W-45-27 - WIRING DIAGRAM , (CHASSIS CAB)
- + FUSE 7
  - 8W-45-7 - WIRING DIAGRAM
- + FUSE 8
  - 8W-45-4 - WIRING DIAGRAM
- + FUSE/RELAY BLOCK
  - 8W-45-2 - WIRING DIAGRAM
  - 8W-45-4 - WIRING DIAGRAM
  - 8W-45-7 - WIRING DIAGRAM
  - 8W-45-27 - WIRING DIAGRAM , (CHASSIS CAB)
- + G102
  - 8W-45-9 - WIRING DIAGRAM
  - 8W-45-10 - WIRING DIAGRAM
- + G103
  - 8W-45-9 - WIRING DIAGRAM
  - 8W-45-10 - WIRING DIAGRAM
  - 8W-45-11 - WIRING DIAGRAM
  - 8W-45-12 - WIRING DIAGRAM
  - 8W-45-16 - WIRING DIAGRAM
  - 8W-45-27 - WIRING DIAGRAM , (CHASSIS CAB)
- + G104
  - 8W-45-17 - WIRING DIAGRAM
- + G200
  - 8W-45-2 - WIRING DIAGRAM
  - 8W-45-4 - WIRING DIAGRAM
  - 8W-45-9 - WIRING DIAGRAM
  - 8W-45-10 - WIRING DIAGRAM
  - 8W-45-11 - WIRING DIAGRAM
  - 8W-45-12 - WIRING DIAGRAM
- + G300
  - 8W-45-6 - WIRING DIAGRAM
  - 8W-45-7 - WIRING DIAGRAM
- + G302
  - 8W-45-18 - WIRING DIAGRAM
- + G303
  - 8W-45-21 - WIRING DIAGRAM , (EXCEPT CHASSIS CAB)
  - 8W-45-22 - WIRING DIAGRAM , (EXCEPT CHASSIS CAB)
  - 8W-45-24 - WIRING DIAGRAM
- + G304
  - 8W-45-25 - WIRING DIAGRAM , (CHASSIS CAB)
  - 8W-45-26 - WIRING DIAGRAM , (CHASSIS CAB)
- + G305
  - 8W-45-7 - WIRING DIAGRAM
- + LAMP AND SWITCH-CEILING 1-REAR
  - 8W-45-7 - WIRING DIAGRAM
- + LAMP AND SWITCH-CEILING-FRONT
  - 8W-45-6 - WIRING DIAGRAM
- + LAMP-CEILING-REAR
  - 8W-45-5 - WIRING DIAGRAM
- + LAMP-FOG-LEFT FRONT
  - 8W-45-12 - WIRING DIAGRAM
- + LAMP-FOG-RIGHT FRONT
  - 8W-45-10 - WIRING DIAGRAM
- + LAMP-HEADLAMP-LEFT
  - 8W-45-11 - WIRING DIAGRAM
  - 8W-45-12 - WIRING DIAGRAM
- + LAMP-HEADLAMP-RIGHT
  - 8W-45-9 - WIRING DIAGRAM
  - 8W-45-10 - WIRING DIAGRAM
- + LAMP-LICENSE-LEFT
  - 8W-45-24 - WIRING DIAGRAM
- + LAMP-LICENSE-RIGHT
  - 8W-45-24 - WIRING DIAGRAM
- + LAMP-LOAD AREA-REAR
  - 8W-45-5 - WIRING DIAGRAM
- + LAMP-TAIL STOP 3
  - 8W-45-22 - WIRING DIAGRAM , (EXCEPT CHASSIS CAB)
- + LAMP-TAIL-LEFT
  - 8W-45-21 - WIRING DIAGRAM , (EXCEPT CHASSIS CAB)




















-  8W-45-25 - WIRING DIAGRAM , (CHASSIS CAB)
- + LAMP-TAIL-RIGHT
  -  8W-45-22 - WIRING DIAGRAM , (EXCEPT CHASSIS CAB)
  -  8W-45-26 - WIRING DIAGRAM , (CHASSIS CAB)
- + LATCH-DOOR-LEFT REAR
  -  8W-45-14 - WIRING DIAGRAM
- + LATCH-DOOR-LEFT SLIDING
  -  8W-45-14 - WIRING DIAGRAM
- + LATCH-DOOR-PASSENGER
  -  8W-45-19 - WIRING DIAGRAM
- + LATCH-DOOR-REAR
  -  8W-45-23 - WIRING DIAGRAM
- + LATCH-DOOR-RIGHT REAR
  -  8W-45-20 - WIRING DIAGRAM
- + LATCH-DOOR-RIGHT SLIDING
  -  8W-45-14 - WIRING DIAGRAM
- + MIRROR-OUTSIDE REARVIEW-RIGHT
  -  8W-45-20 - WIRING DIAGRAM
- + MODULE-ADDITIONAL TURN SIGNAL CONTROL
  -  8W-45-14 - WIRING DIAGRAM
- + MODULE-ANTI-LOCK BRAKES
  -  8W-45-27 - WIRING DIAGRAM , (CHASSIS CAB)
- + MODULE-BODY CONTROL
  -  8W-45-2 - WIRING DIAGRAM
  -  8W-45-3 - WIRING DIAGRAM
  -  8W-45-4 - WIRING DIAGRAM
  -  8W-45-5 - WIRING DIAGRAM
  -  8W-45-6 - WIRING DIAGRAM
  -  8W-45-7 - WIRING DIAGRAM
  -  8W-45-8 - WIRING DIAGRAM
  -  8W-45-9 - WIRING DIAGRAM
  -  8W-45-10 - WIRING DIAGRAM
  -  8W-45-11 - WIRING DIAGRAM
  -  8W-45-12 - WIRING DIAGRAM
  -  8W-45-13 - WIRING DIAGRAM
  -  8W-45-14 - WIRING DIAGRAM
  -  8W-45-15 - WIRING DIAGRAM
  -  8W-45-16 - WIRING DIAGRAM
  -  8W-45-17 - WIRING DIAGRAM
  -  8W-45-18 - WIRING DIAGRAM
  -  8W-45-19 - WIRING DIAGRAM
  -  8W-45-20 - WIRING DIAGRAM
  -  8W-45-21 - WIRING DIAGRAM , (EXCEPT CHASSIS CAB)
  -  8W-45-22 - WIRING DIAGRAM , (EXCEPT CHASSIS CAB)
  -  8W-45-23 - WIRING DIAGRAM
  -  8W-45-24 - WIRING DIAGRAM
  -  8W-45-25 - WIRING DIAGRAM , (CHASSIS CAB)
  -  8W-45-26 - WIRING DIAGRAM , (CHASSIS CAB)
  -  8W-45-27 - WIRING DIAGRAM , (CHASSIS CAB)
- + MODULE-DOOR-DRIVER
  -  8W-45-20 - WIRING DIAGRAM
- + MODULE-FUEL PUMP
  -  8W-45-18 - WIRING DIAGRAM
- + MODULE-ROOF CONTROL
  -  8W-45-6 - WIRING DIAGRAM
- + MODULE-TRAILER TOW LIGHTING
  -  8W-45-27 - WIRING DIAGRAM , (CHASSIS CAB)
- + MOTOR-WINDOW-HINGED-LEFT
  -  8W-45-23 - WIRING DIAGRAM
- + MOTOR-WINDOW-HINGED-RIGHT
  -  8W-45-23 - WIRING DIAGRAM
- + MOTOR-WINDOW-PASSENGER
  -  8W-45-13 - WIRING DIAGRAM
- + MOTOR-WIPER-FRONT
  -  8W-45-18 - WIRING DIAGRAM
- + MOTOR-WIPER-REAR DOOR-LEFT
  -  8W-45-24 - WIRING DIAGRAM
- + MOTOR-WIPER-REAR DOOR-RIGHT
  -  8W-45-24 - WIRING DIAGRAM
- + POWER DISTRIBUTION CENTER
  -  8W-45-27 - WIRING DIAGRAM , (CHASSIS CAB)
- + PUMP-WASHER-REAR DOOR
  -  8W-45-17 - WIRING DIAGRAM

- + PUMP-WASHER-WINDSHIELD
  -  8W-45-16 - WIRING DIAGRAM
- + RELAY BLOCK
  -  8W-45-7 - WIRING DIAGRAM
  -  8W-45-13 - WIRING DIAGRAM
- + RELAY-BATTERY ISOLATOR
  -  8W-45-2 - WIRING DIAGRAM
- + RELAY-HEATED WINDSHIELD
  -  8W-45-18 - WIRING DIAGRAM
- + RELAY-HORN
  -  8W-45-27 - WIRING DIAGRAM , (CHASSIS CAB)
- + RELAY-ILLUMINATION
  -  8W-45-7 - WIRING DIAGRAM
- + RELAY-REAR WINDOW DEFOGGER 1
  -  8W-45-13 - WIRING DIAGRAM
- + RELAY-REAR WINDOW DEFOGGER 2
  -  8W-45-8 - WIRING DIAGRAM
  -  8W-45-13 - WIRING DIAGRAM
- + RELAY-STARTER
  -  8W-45-27 - WIRING DIAGRAM , (CHASSIS CAB)
- + RELAY-TERMINAL 15
  -  8W-45-27 - WIRING DIAGRAM , (CHASSIS CAB)
- + RELAY-TERMINAL 15R
  -  8W-45-27 - WIRING DIAGRAM , (CHASSIS CAB)
- + RELAY-WIPER 1/2-FRONT
  -  8W-45-27 - WIRING DIAGRAM , (CHASSIS CAB)
- + RELAY-WIPER ON/OFF-FRONT
  -  8W-45-27 - WIRING DIAGRAM , (CHASSIS CAB)
- + S139
  -  8W-45-11 - WIRING DIAGRAM
- + S200
  -  8W-45-2 - WIRING DIAGRAM
  -  8W-45-3 - WIRING DIAGRAM
  -  8W-45-4 - WIRING DIAGRAM
  -  8W-45-19 - WIRING DIAGRAM
- + S202
  -  8W-45-2 - WIRING DIAGRAM
- + S221
  -  8W-45-2 - WIRING DIAGRAM
- + S301
  -  8W-45-27 - WIRING DIAGRAM , (CHASSIS CAB)
- + S303
  -  8W-45-27 - WIRING DIAGRAM , (CHASSIS CAB)
- + S307
  -  8W-45-14 - WIRING DIAGRAM
  -  8W-45-20 - WIRING DIAGRAM
  -  8W-45-23 - WIRING DIAGRAM
- + S308
  -  8W-45-14 - WIRING DIAGRAM
  -  8W-45-20 - WIRING DIAGRAM
  -  8W-45-23 - WIRING DIAGRAM
- + S310
  -  8W-45-25 - WIRING DIAGRAM , (CHASSIS CAB)
  -  8W-45-26 - WIRING DIAGRAM , (CHASSIS CAB)
- + S311
  -  8W-45-25 - WIRING DIAGRAM , (CHASSIS CAB)
- + S312
  -  8W-45-26 - WIRING DIAGRAM , (CHASSIS CAB)
- + S313
  -  8W-45-2 - WIRING DIAGRAM
  -  8W-45-13 - WIRING DIAGRAM
- + S316
  -  8W-45-9 - WIRING DIAGRAM
  -  8W-45-10 - WIRING DIAGRAM
  -  8W-45-11 - WIRING DIAGRAM
  -  8W-45-12 - WIRING DIAGRAM
- + S317
  -  8W-45-9 - WIRING DIAGRAM
  -  8W-45-10 - WIRING DIAGRAM
  -  8W-45-11 - WIRING DIAGRAM
  -  8W-45-12 - WIRING DIAGRAM
- + S318
  -  8W-45-9 - WIRING DIAGRAM

-  8W-45-10 - WIRING DIAGRAM
-  8W-45-12 - WIRING DIAGRAM
- + S323
  -  8W-45-12 - WIRING DIAGRAM
- + S330
  -  8W-45-21 - WIRING DIAGRAM , (EXCEPT CHASSIS CAB)
- + S335
  -  8W-45-7 - WIRING DIAGRAM
  -  8W-45-8 - WIRING DIAGRAM
  -  8W-45-13 - WIRING DIAGRAM
- + S336
  -  8W-45-13 - WIRING DIAGRAM
- + S340
  -  8W-45-21 - WIRING DIAGRAM , (EXCEPT CHASSIS CAB)
  -  8W-45-22 - WIRING DIAGRAM , (EXCEPT CHASSIS CAB)
- + S341
  -  8W-45-5 - WIRING DIAGRAM
- + S342
  -  8W-45-5 - WIRING DIAGRAM
  -  8W-45-6 - WIRING DIAGRAM
- + S344
  -  8W-45-22 - WIRING DIAGRAM , (EXCEPT CHASSIS CAB)
- + S346
  -  8W-45-7 - WIRING DIAGRAM
- + S347
  -  8W-45-24 - WIRING DIAGRAM
- + S354
  -  8W-45-19 - WIRING DIAGRAM
- + S364
  -  8W-45-23 - WIRING DIAGRAM
- + S367
  -  8W-45-14 - WIRING DIAGRAM
- + S368
  -  8W-45-20 - WIRING DIAGRAM
- + SENSOR-AMBIENT AIR TEMPERATURE
  -  8W-45-16 - WIRING DIAGRAM
- + SENSOR-BRAKE-LEFT FRONT
  -  8W-45-15 - WIRING DIAGRAM
- + SENSOR-BRAKE-LEFT REAR
  -  8W-45-15 - WIRING DIAGRAM
- + SENSOR-BRAKE-RIGHT FRONT
  -  8W-45-15 - WIRING DIAGRAM
- + SENSOR-BRAKE-RIGHT REAR
  -  8W-45-15 - WIRING DIAGRAM
- + SENSOR-INTRUSION 1
  -  8W-45-7 - WIRING DIAGRAM
- + SWITCH-AUXILIARY DRIVE-ON
  -  8W-45-3 - WIRING DIAGRAM
- + SWITCH-BACKUP LAMP
  -  8W-45-2 - WIRING DIAGRAM
- + SWITCH-BANK
  -  8W-45-2 - WIRING DIAGRAM
- + SWITCH-BODY ELECTRICAL-UPFITTERS
  -  8W-45-3 - WIRING DIAGRAM
- + SWITCH-BRAKE FLUID LEVEL
  -  8W-45-16 - WIRING DIAGRAM
- + SWITCH-COOLANT LEVEL
  -  8W-45-17 - WIRING DIAGRAM
- + SWITCH-DIMMER
  -  8W-45-2 - WIRING DIAGRAM
- + SWITCH-HEADLAMP LEVELING
  -  8W-45-9 - WIRING DIAGRAM
  -  8W-45-10 - WIRING DIAGRAM
  -  8W-45-11 - WIRING DIAGRAM
  -  8W-45-12 - WIRING DIAGRAM
- + SWITCH-IGNITION
  -  8W-45-2 - WIRING DIAGRAM
- + SWITCH-PARKING BRAKE
  -  8W-45-18 - WIRING DIAGRAM
- + SWITCH-PARKING HEATER
  -  8W-45-3 - WIRING DIAGRAM
- + SWITCH-PARKING HEATER WARM WATER
  -  8W-45-3 - WIRING DIAGRAM
- + SWITCH-POWER WINDOW-PASSENGER

-  8W-45-3 - WIRING DIAGRAM
  -  8W-45-19 - WIRING DIAGRAM
- + SWITCH-ROOF LAMP-REAR
  -  8W-45-3 - WIRING DIAGRAM
  -  8W-45-4 - WIRING DIAGRAM
- + SWITCH-ROOF VENTILATOR
  -  8W-45-3 - WIRING DIAGRAM
- + SWITCH-SPEED CONTROL
  -  8W-45-3 - WIRING DIAGRAM
- + SWITCH-STOP LAMP
  -  8W-45-27 - WIRING DIAGRAM , (CHASSIS CAB)
- + SWITCH-WASHER-FLUID LEVEL
  -  8W-45-17 - WIRING DIAGRAM
- + 8W-47 AUDIO/VIDEO SYSTEM
  - + ACTUATOR-BLEND DOOR-CENTER
    -  8W-47-2 - WIRING DIAGRAM
  - + ASSEMBLY-ANTENNA BOOSTER
    -  8W-47-2 - WIRING DIAGRAM
    -  8W-47-7 - WIRING DIAGRAM , (PREINSTALLATION)
  - + CD CHANGER
    -  8W-47-6 - WIRING DIAGRAM
  - + CLUSTER
    -  8W-47-7 - WIRING DIAGRAM , (PREINSTALLATION)
  - + CONNECTOR-RADIO PREINSTALLATION
    -  8W-47-7 - WIRING DIAGRAM , (PREINSTALLATION)
    -  8W-47-8 - WIRING DIAGRAM , (PREINSTALLATION)
  - + DIAGNOSTIC JUNCTION BLOCK 25
    -  8W-47-2 - WIRING DIAGRAM
  - + FUSE 10
    -  8W-47-2 - WIRING DIAGRAM
    -  8W-47-8 - WIRING DIAGRAM , (PREINSTALLATION)
  - + FUSE 13
    -  8W-47-7 - WIRING DIAGRAM , (PREINSTALLATION)
  - + FUSE 16
    -  8W-47-6 - WIRING DIAGRAM
  - + FUSE BLOCK 2
    -  8W-47-2 - WIRING DIAGRAM
    -  8W-47-6 - WIRING DIAGRAM
    -  8W-47-8 - WIRING DIAGRAM , (PREINSTALLATION)
  - + FUSE/RELAY BLOCK (??-??-??)
    -  8W-47-7 - WIRING DIAGRAM , (PREINSTALLATION)
  - + G200
    -  8W-47-2 - WIRING DIAGRAM
    -  8W-47-6 - WIRING DIAGRAM
    -  8W-47-8 - WIRING DIAGRAM , (PREINSTALLATION)
  - + INTERFACE-UNIVERSAL CELLPHONE
    -  8W-47-6 - WIRING DIAGRAM
  - + MODULE-BODY CONTROL
    -  8W-47-7 - WIRING DIAGRAM , (PREINSTALLATION)
  - + RADIO
    -  8W-47-2 - WIRING DIAGRAM
    -  8W-47-3 - WIRING DIAGRAM
    -  8W-47-4 - WIRING DIAGRAM , (SOUND 20 RADIO)
    -  8W-47-5 - WIRING DIAGRAM , (SOUND 5 RADIO EXCEPT PREINSTALLATION)
    -  8W-47-6 - WIRING DIAGRAM
  - + RELAY-TERMINAL 15R
    -  8W-47-7 - WIRING DIAGRAM , (PREINSTALLATION)
  - + S200
    -  8W-47-7 - WIRING DIAGRAM , (PREINSTALLATION)
  - + S203
    -  8W-47-7 - WIRING DIAGRAM , (PREINSTALLATION)
  - + S204
    -  8W-47-4 - WIRING DIAGRAM , (SOUND 20 RADIO)
    -  8W-47-5 - WIRING DIAGRAM , (SOUND 5 RADIO EXCEPT PREINSTALLATION)
    -  8W-47-8 - WIRING DIAGRAM , (PREINSTALLATION)
  - + S205
    -  8W-47-4 - WIRING DIAGRAM , (SOUND 20 RADIO)
    -  8W-47-5 - WIRING DIAGRAM , (SOUND 5 RADIO EXCEPT PREINSTALLATION)
    -  8W-47-8 - WIRING DIAGRAM , (PREINSTALLATION)
  - + S206
    -  8W-47-4 - WIRING DIAGRAM , (SOUND 20 RADIO)
    -  8W-47-5 - WIRING DIAGRAM , (SOUND 5 RADIO EXCEPT PREINSTALLATION)
    -  8W-47-8 - WIRING DIAGRAM , (PREINSTALLATION)



- + S207
  -  8W-47-4 - WIRING DIAGRAM , (SOUND 20 RADIO)
  -  8W-47-5 - WIRING DIAGRAM , (SOUND 5 RADIO EXCEPT PREINSTALLATION)
  -  8W-47-8 - WIRING DIAGRAM , (PREINSTALLATION)
- + S208
  -  8W-47-2 - WIRING DIAGRAM
- + S209
  -  8W-47-6 - WIRING DIAGRAM
- + S225
  -  8W-47-7 - WIRING DIAGRAM , (PREINSTALLATION)
- + S331 S334
  -  8W-47-3 - WIRING DIAGRAM
- + S332
  -  8W-47-3 - WIRING DIAGRAM
- + S333
  -  8W-47-3 - WIRING DIAGRAM
- + SPEAKER-CENTER
  -  8W-47-4 - WIRING DIAGRAM , (SOUND 20 RADIO)
- + SPEAKER-LEFT DOOR
  -  8W-47-5 - WIRING DIAGRAM , (SOUND 5 RADIO EXCEPT PREINSTALLATION)
  -  8W-47-8 - WIRING DIAGRAM , (PREINSTALLATION)
- + SPEAKER-LEFT REAR
  -  8W-47-3 - WIRING DIAGRAM
- + SPEAKER-LEFT SIDEWALL
  -  8W-47-3 - WIRING DIAGRAM
- + SPEAKER-RIGHT DOOR
  -  8W-47-5 - WIRING DIAGRAM , (SOUND 5 RADIO EXCEPT PREINSTALLATION)
  -  8W-47-8 - WIRING DIAGRAM , (PREINSTALLATION)
- + SPEAKER-RIGHT REAR
  -  8W-47-3 - WIRING DIAGRAM
- + SPEAKER-RIGHT SIDEWALL
  -  8W-47-3 - WIRING DIAGRAM
- + SPEAKER-TWEETER-LEFT DOOR
  -  8W-47-4 - WIRING DIAGRAM , (SOUND 20 RADIO)
- + SPEAKER-TWEETER-LEFT REAR
  -  8W-47-3 - WIRING DIAGRAM
- + SPEAKER-TWEETER-LEFT SIDEWALL
  -  8W-47-3 - WIRING DIAGRAM
- + SPEAKER-TWEETER-RIGHT DOOR
  -  8W-47-4 - WIRING DIAGRAM , (SOUND 20 RADIO)
- + SPEAKER-TWEETER-RIGHT REAR
  -  8W-47-3 - WIRING DIAGRAM
- + SPEAKER-TWEETER-RIGHT SIDEWALL
  -  8W-47-3 - WIRING DIAGRAM
- + 8W-48 REAR WINDOW DEFOGGER
  - + BACKLITE-ELECTRIC HEATED-LEFT
    -  8W-48-3 - WIRING DIAGRAM , (ATA)
    -  8W-48-5 - WIRING DIAGRAM , (EXCEPT ATA)
  - + BACKLITE-ELECTRIC HEATED-RIGHT
    -  8W-48-4 - WIRING DIAGRAM , (ATA)
    -  8W-48-5 - WIRING DIAGRAM , (EXCEPT ATA)
  - + FUSE 1
    -  8W-48-2 - WIRING DIAGRAM
    -  8W-48-4 - WIRING DIAGRAM , (ATA)
  - + FUSE 21
    -  8W-48-2 - WIRING DIAGRAM
    -  8W-48-3 - WIRING DIAGRAM , (ATA)
  - + FUSE 22
    -  8W-48-2 - WIRING DIAGRAM
    -  8W-48-4 - WIRING DIAGRAM , (ATA)
  - + FUSE 3
    -  8W-48-5 - WIRING DIAGRAM , (EXCEPT ATA)
  - + FUSE 5
    -  8W-48-2 - WIRING DIAGRAM
  - + FUSE 6
    -  8W-48-2 - WIRING DIAGRAM
    -  8W-48-6 - WIRING DIAGRAM
  - + FUSE BLOCK 3
    -  8W-48-2 - WIRING DIAGRAM
  - + FUSE BLOCK 5
    -  8W-48-2 - WIRING DIAGRAM
  - + FUSE/RELAY BLOCK
    -  8W-48-2 - WIRING DIAGRAM
- + G300

- 8W-48-6 - WIRING DIAGRAM
- + G301
  - 8W-48-6 - WIRING DIAGRAM
- + G303
  - 8W-48-3 - WIRING DIAGRAM , (ATA)
  - 8W-48-4 - WIRING DIAGRAM , (ATA)
  - 8W-48-5 - WIRING DIAGRAM , (EXCEPT ATA)
- + G305
  - 8W-48-3 - WIRING DIAGRAM , (ATA)
  - 8W-48-5 - WIRING DIAGRAM , (EXCEPT ATA)
- + MODULE-BODY CONTROL
  - 8W-48-3 - WIRING DIAGRAM , (ATA)
  - 8W-48-4 - WIRING DIAGRAM , (ATA)
  - 8W-48-5 - WIRING DIAGRAM , (EXCEPT ATA)
  - 8W-48-6 - WIRING DIAGRAM
- + POWER DISTRIBUTION CENTER
  - 8W-48-2 - WIRING DIAGRAM
- + RELAY-HEATED WINDSHIELD
  - 8W-48-6 - WIRING DIAGRAM
- + RELAY-REAR WINDOW DEFOGGER 1
  - 8W-48-2 - WIRING DIAGRAM
  - 8W-48-3 - WIRING DIAGRAM , (ATA)
  - 8W-48-5 - WIRING DIAGRAM , (EXCEPT ATA)
- + RELAY-REAR WINDOW DEFOGGER 2
  - 8W-48-2 - WIRING DIAGRAM
  - 8W-48-4 - WIRING DIAGRAM , (ATA)
- + S301
  - 8W-48-2 - WIRING DIAGRAM
- + S309
  - 8W-48-6 - WIRING DIAGRAM
- + S314
  - 8W-48-2 - WIRING DIAGRAM
  - 8W-48-6 - WIRING DIAGRAM
- + S335
  - 8W-48-4 - WIRING DIAGRAM , (ATA)
- + S336
  - 8W-48-3 - WIRING DIAGRAM , (ATA)
  - 8W-48-5 - WIRING DIAGRAM , (EXCEPT ATA)
- + WINDSHIELD HEATER FUSE 30A
  - 8W-48-6 - WIRING DIAGRAM
- + WINDSHIELD-ELECTRIC HEATED 1
  - 8W-48-6 - WIRING DIAGRAM
- + WINDSHIELD-ELECTRIC HEATED 2
  - 8W-48-6 - WIRING DIAGRAM
- + 8W-49 OVERHEAD CONSOLE
  - + CONNECTOR-UPFITTERS X178
    - 8W-49-3 - WIRING DIAGRAM
  - + FUSE BLOCK 1
    - 8W-49-2 - WIRING DIAGRAM
  - + FUSE BLOCK 2
    - 8W-49-3 - WIRING DIAGRAM
  - + FUSE BLOCK 3
    - 8W-49-3 - WIRING DIAGRAM
  - + FUSE BLOCK 5
    - 8W-49-2 - WIRING DIAGRAM
- + G102
  - 8W-49-2 - WIRING DIAGRAM
- + G104
  - 8W-49-2 - WIRING DIAGRAM
- + G300
  - 8W-49-2 - WIRING DIAGRAM
  - 8W-49-3 - WIRING DIAGRAM
  - 8W-49-4 - WIRING DIAGRAM
- + MODULE-BODY CONTROL
  - 8W-49-2 - WIRING DIAGRAM
  - 8W-49-3 - WIRING DIAGRAM
- + MODULE-ROOF CONTROL
  - 8W-49-2 - WIRING DIAGRAM
  - 8W-49-3 - WIRING DIAGRAM
  - 8W-49-4 - WIRING DIAGRAM
  - 8W-49-5 - WIRING DIAGRAM
- + MOTOR-SUNROOF
  - 8W-49-5 - WIRING DIAGRAM















































- + S322
  - 8W-49-3 - WIRING DIAGRAM
- + S338
  - 8W-49-4 - WIRING DIAGRAM
- + S339
  - 8W-49-4 - WIRING DIAGRAM
- + S345
  - 8W-49-3 - WIRING DIAGRAM
- + SENSOR-INTRUSION 1
  - 8W-49-4 - WIRING DIAGRAM
- + SENSOR-INTRUSION 2
  - 8W-49-4 - WIRING DIAGRAM
- + SENSOR-INTRUSION 3
  - 8W-49-4 - WIRING DIAGRAM
- + SENSOR-RAIN/LIGHT
  - 8W-49-5 - WIRING DIAGRAM
- + SIREN
  - 8W-49-2 - WIRING DIAGRAM
- + SWITCH-HOOD AJAR
  - 8W-49-2 - WIRING DIAGRAM
- + 8W-50 FRONT LIGHTING
  - + CLUSTER
    - 8W-50-2 - WIRING DIAGRAM
  - + CONNECTOR-UPFITTERS X145/6
    - 8W-50-11 - WIRING DIAGRAM
  - + DIAGNOSTIC JUNCTION BLOCK 24
    - 8W-50-2 - WIRING DIAGRAM
  - + DIAGNOSTIC JUNCTION BLOCK 25
    - 8W-50-2 - WIRING DIAGRAM
  - + DIAGNOSTIC JUNCTION BLOCK 27
    - 8W-50-10 - WIRING DIAGRAM , (XENON)
  - + FUSE BLOCK 5
    - 8W-50-2 - WIRING DIAGRAM
  - + FUSE/RELAY BLOCK
    - 8W-50-4 - WIRING DIAGRAM
    - 8W-50-9 - WIRING DIAGRAM , (XENON)
  - + G102
    - 8W-50-3 - WIRING DIAGRAM
  - + G103
    - 8W-50-3 - WIRING DIAGRAM
    - 8W-50-5 - WIRING DIAGRAM , (EXCEPT XENON)
    - 8W-50-6 - WIRING DIAGRAM , (EXCEPT XENON)
    - 8W-50-7 - WIRING DIAGRAM , (XENON)
    - 8W-50-8 - WIRING DIAGRAM , (XENON)
    - 8W-50-9 - WIRING DIAGRAM , (XENON)
    - 8W-50-10 - WIRING DIAGRAM , (XENON)
  - + G200
    - 8W-50-9 - WIRING DIAGRAM , (XENON)
  - + G300
    - 8W-50-2 - WIRING DIAGRAM
    - 8W-50-11 - WIRING DIAGRAM
  - + G305
    - 8W-50-3 - WIRING DIAGRAM
  - + LAMP-FOG-LEFT FRONT
    - 8W-50-3 - WIRING DIAGRAM
  - + LAMP-FOG-RIGHT FRONT
    - 8W-50-3 - WIRING DIAGRAM
  - + LAMP-HEADLAMP-LEFT
    - 8W-50-5 - WIRING DIAGRAM , (EXCEPT XENON)
    - 8W-50-7 - WIRING DIAGRAM , (XENON)
    - 8W-50-9 - WIRING DIAGRAM , (XENON)
  - + LAMP-HEADLAMP-RIGHT
    - 8W-50-6 - WIRING DIAGRAM , (EXCEPT XENON)
    - 8W-50-7 - WIRING DIAGRAM , (XENON)
    - 8W-50-8 - WIRING DIAGRAM , (XENON)
    - 8W-50-9 - WIRING DIAGRAM , (XENON)
  - + LAMP-IDENTIFICATION-CENTER FRONT
    - 8W-50-11 - WIRING DIAGRAM
  - + LAMP-IDENTIFICATION-LEFT FRONT
    - 8W-50-11 - WIRING DIAGRAM
  - + LAMP-IDENTIFICATION-RIGHT FRONT
    - 8W-50-11 - WIRING DIAGRAM
  - + MODULE-ADAPTIVE LIGHTING

- 8W-50-9 - WIRING DIAGRAM , (XENON)
  - 8W-50-10 - WIRING DIAGRAM , (XENON)
- + MODULE-BODY CONTROL
  - 8W-50-2 - WIRING DIAGRAM
  - 8W-50-3 - WIRING DIAGRAM
  - 8W-50-4 - WIRING DIAGRAM
  - 8W-50-5 - WIRING DIAGRAM , (EXCEPT XENON)
  - 8W-50-6 - WIRING DIAGRAM , (EXCEPT XENON)
  - 8W-50-7 - WIRING DIAGRAM , (XENON)
  - 8W-50-8 - WIRING DIAGRAM , (XENON)
- + MODULE-ROOF CONTROL
  - 8W-50-2 - WIRING DIAGRAM
- + S202
  - 8W-50-4 - WIRING DIAGRAM
- + S221
  - 8W-50-4 - WIRING DIAGRAM
- + S316
  - 8W-50-9 - WIRING DIAGRAM , (XENON)
- + S317
  - 8W-50-9 - WIRING DIAGRAM , (XENON)
- + S318
  - 8W-50-9 - WIRING DIAGRAM , (XENON)
  - 8W-50-10 - WIRING DIAGRAM , (XENON)
- + S323
  - 8W-50-7 - WIRING DIAGRAM , (XENON)
  - 8W-50-8 - WIRING DIAGRAM , (XENON)
- + S350
  - 8W-50-11 - WIRING DIAGRAM
- + SENSOR-HEADLAMP LEVEL-FRONT
  - 8W-50-10 - WIRING DIAGRAM , (XENON)
- + SENSOR-HEADLAMP LEVEL-REAR
  - 8W-50-10 - WIRING DIAGRAM , (XENON)
- + SENSOR-RAIN/LIGHT
  - 8W-50-2 - WIRING DIAGRAM
- + SWITCH-DIMMER
  - 8W-50-4 - WIRING DIAGRAM
- + SWITCH-HEADLAMP LEVELING
  - 8W-50-9 - WIRING DIAGRAM , (XENON)
- + SWITCH-IGNITION
  - 8W-50-2 - WIRING DIAGRAM
  - 8W-50-3 - WIRING DIAGRAM
- + 8W-51 REAR LIGHTING
  - + CLUSTER
    - 8W-51-2 - WIRING DIAGRAM
  - + FUSE/RELAY BLOCK
    - 8W-51-2 - WIRING DIAGRAM
  - + G200
    - 8W-51-7 - WIRING DIAGRAM
  - + G303
    - 8W-51-3 - WIRING DIAGRAM , (EXCEPT CHASSIS CAB)
    - 8W-51-5 - WIRING DIAGRAM , (EXCEPT CHASSIS CAB)
    - 8W-51-7 - WIRING DIAGRAM
  - + G304
    - 8W-51-4 - WIRING DIAGRAM , (CHASSIS CAB)
    - 8W-51-6 - WIRING DIAGRAM , (CHASSIS CAB)
  - + LAMP-LICENSE-LEFT
    - 8W-51-7 - WIRING DIAGRAM
  - + LAMP-LICENSE-RIGHT
    - 8W-51-7 - WIRING DIAGRAM
  - + LAMP-TAIL STOP 3
    - 8W-51-7 - WIRING DIAGRAM
  - + LAMP-TAIL-LEFT
    - 8W-51-3 - WIRING DIAGRAM , (EXCEPT CHASSIS CAB)
    - 8W-51-4 - WIRING DIAGRAM , (CHASSIS CAB)
  - + LAMP-TAIL-RIGHT
    - 8W-51-5 - WIRING DIAGRAM , (EXCEPT CHASSIS CAB)
    - 8W-51-6 - WIRING DIAGRAM , (CHASSIS CAB)
  - + MODULE-ADDITIONAL TURN SIGNAL CONTROL
    - 8W-51-3 - WIRING DIAGRAM , (EXCEPT CHASSIS CAB)
    - 8W-51-4 - WIRING DIAGRAM , (CHASSIS CAB)
    - 8W-51-5 - WIRING DIAGRAM , (EXCEPT CHASSIS CAB)
    - 8W-51-6 - WIRING DIAGRAM , (CHASSIS CAB)
- + MODULE-ANTI-LOCK BRAKES

- 8W-51-2 - WIRING DIAGRAM
- + MODULE-BODY CONTROL
  - 8W-51-3 - WIRING DIAGRAM , (EXCEPT CHASSIS CAB)
  - 8W-51-4 - WIRING DIAGRAM , (CHASSIS CAB)
  - 8W-51-5 - WIRING DIAGRAM , (EXCEPT CHASSIS CAB)
  - 8W-51-6 - WIRING DIAGRAM , (CHASSIS CAB)
  - 8W-51-7 - WIRING DIAGRAM
- + MODULE-TRAILER TOW LIGHTING
  - 8W-51-2 - WIRING DIAGRAM
- + RELAY-ADDITIONAL-TERMINAL 15
  - 8W-51-2 - WIRING DIAGRAM
- + S303
  - 8W-51-2 - WIRING DIAGRAM
- + S310
  - 8W-51-4 - WIRING DIAGRAM , (CHASSIS CAB)
  - 8W-51-6 - WIRING DIAGRAM , (CHASSIS CAB)
- + S311
  - 8W-51-4 - WIRING DIAGRAM , (CHASSIS CAB)
- + S312
  - 8W-51-6 - WIRING DIAGRAM , (CHASSIS CAB)
- + S329
  - 8W-51-2 - WIRING DIAGRAM
- + S330
  - 8W-51-3 - WIRING DIAGRAM , (EXCEPT CHASSIS CAB)
- + S340
  - 8W-51-3 - WIRING DIAGRAM , (EXCEPT CHASSIS CAB)
  - 8W-51-5 - WIRING DIAGRAM , (EXCEPT CHASSIS CAB)
- + S344
  - 8W-51-5 - WIRING DIAGRAM , (EXCEPT CHASSIS CAB)
- + SWITCH-BACKUP LAMP
  - 8W-51-7 - WIRING DIAGRAM
- + SWITCH-STOP LAMP
  - 8W-51-2 - WIRING DIAGRAM
- + 8W-52 TURN SIGNALS
  - + CLUSTER
    - 8W-52-2 - WIRING DIAGRAM
    - 8W-52-3 - WIRING DIAGRAM
  - + CONNECTOR-UPFITTERS X52/10
    - 8W-52-5 - WIRING DIAGRAM , (ADDITIONAL TURN SIGNAL LAMPS)
  - + CONNECTOR-UPFITTERS X52/9
    - 8W-52-5 - WIRING DIAGRAM , (ADDITIONAL TURN SIGNAL LAMPS)
  - + DIAGNOSTIC JUNCTION BLOCK 24
    - 8W-52-2 - WIRING DIAGRAM
  - + DIAGNOSTIC JUNCTION BLOCK 25
    - 8W-52-2 - WIRING DIAGRAM
  - + DIAGNOSTIC JUNCTION BLOCK 27
    - 8W-52-3 - WIRING DIAGRAM
  - + FUSE BLOCK 4
    - 8W-52-5 - WIRING DIAGRAM , (ADDITIONAL TURN SIGNAL LAMPS)
  - + G200
    - 8W-52-3 - WIRING DIAGRAM
  - + G301
    - 8W-52-5 - WIRING DIAGRAM , (ADDITIONAL TURN SIGNAL LAMPS)
  - + G304
    - 8W-52-5 - WIRING DIAGRAM , (ADDITIONAL TURN SIGNAL LAMPS)
  - + G305
    - 8W-52-4 - WIRING DIAGRAM
  - + LAMP-HEADLAMP-LEFT
    - 8W-52-4 - WIRING DIAGRAM
  - + LAMP-HEADLAMP-RIGHT
    - 8W-52-4 - WIRING DIAGRAM
  - + LAMP-TAIL-LEFT
    - 8W-52-4 - WIRING DIAGRAM
    - 8W-52-5 - WIRING DIAGRAM , (ADDITIONAL TURN SIGNAL LAMPS)
  - + LAMP-TAIL-RIGHT
    - 8W-52-4 - WIRING DIAGRAM
    - 8W-52-5 - WIRING DIAGRAM , (ADDITIONAL TURN SIGNAL LAMPS)
  - + MODULE-ADAPTIVE LIGHTING
    - 8W-52-3 - WIRING DIAGRAM
  - + MODULE-ADDITIONAL TURN SIGNAL CONTROL
    - 8W-52-5 - WIRING DIAGRAM , (ADDITIONAL TURN SIGNAL LAMPS)
  - + MODULE-BODY CONTROL
    - 8W-52-2 - WIRING DIAGRAM










































- 8W-52-4 - WIRING DIAGRAM
    - 8W-52-5 - WIRING DIAGRAM , (ADDITIONAL TURN SIGNAL LAMPS)
  - + MODULE-STEERING CONTROL
    - 8W-52-3 - WIRING DIAGRAM
  - + S311
    - 8W-52-5 - WIRING DIAGRAM , (ADDITIONAL TURN SIGNAL LAMPS)
  - + S312
    - 8W-52-5 - WIRING DIAGRAM , (ADDITIONAL TURN SIGNAL LAMPS)
  - + S330
    - 8W-52-5 - WIRING DIAGRAM , (ADDITIONAL TURN SIGNAL LAMPS)
  - + S344
    - 8W-52-5 - WIRING DIAGRAM , (ADDITIONAL TURN SIGNAL LAMPS)
  - + SWITCH-BANK
    - 8W-52-2 - WIRING DIAGRAM
  - + SWITCH-IGNITION
    - 8W-52-2 - WIRING DIAGRAM
    - 8W-52-3 - WIRING DIAGRAM
- + 8W-53 WIPERS
  - + FUSE 2
    - 8W-53-4 - WIRING DIAGRAM
  - + FUSE 5
    - 8W-53-2 - WIRING DIAGRAM
  - + FUSE 7
    - 8W-53-2 - WIRING DIAGRAM
    - 8W-53-5 - WIRING DIAGRAM
  - + FUSE BLOCK 1
    - 8W-53-5 - WIRING DIAGRAM
  - + FUSE BLOCK 3
    - 8W-53-2 - WIRING DIAGRAM
    - 8W-53-4 - WIRING DIAGRAM
  - + FUSE/RELAY BLOCK
    - 8W-53-2 - WIRING DIAGRAM
    - 8W-53-3 - WIRING DIAGRAM
    - 8W-53-4 - WIRING DIAGRAM
    - 8W-53-5 - WIRING DIAGRAM
  - + G103
    - 8W-53-3 - WIRING DIAGRAM
  - + G104
    - 8W-53-3 - WIRING DIAGRAM
    - 8W-53-4 - WIRING DIAGRAM
    - 8W-53-5 - WIRING DIAGRAM
  - + G301
    - 8W-53-5 - WIRING DIAGRAM
  - + G303
    - 8W-53-4 - WIRING DIAGRAM
  - + MODULE-BODY CONTROL
    - 8W-53-2 - WIRING DIAGRAM
    - 8W-53-3 - WIRING DIAGRAM
    - 8W-53-4 - WIRING DIAGRAM
    - 8W-53-5 - WIRING DIAGRAM
  - + MOTOR-HEADLAMP WASHER
    - 8W-53-5 - WIRING DIAGRAM
  - + MOTOR-WASHER-WINDSHIELD
    - 8W-53-3 - WIRING DIAGRAM
  - + MOTOR-WIPER-FRONT
    - 8W-53-2 - WIRING DIAGRAM
    - 8W-53-3 - WIRING DIAGRAM
  - + MOTOR-WIPER-REAR DOOR-LEFT
    - 8W-53-4 - WIRING DIAGRAM
  - + MOTOR-WIPER-REAR DOOR-RIGHT
    - 8W-53-4 - WIRING DIAGRAM
  - + POWER DISTRIBUTION CENTER
    - 8W-53-2 - WIRING DIAGRAM
  - + PUMP-WASHER-REAR DOOR
    - 8W-53-4 - WIRING DIAGRAM
  - + RELAY BLOCK
    - 8W-53-5 - WIRING DIAGRAM
  - + RELAY-HEADLAMP WASHER
    - 8W-53-5 - WIRING DIAGRAM
  - + RELAY-WIPER 1/2-FRONT
    - 8W-53-2 - WIRING DIAGRAM
  - + RELAY-WIPER ON/OFF-FRONT
    - 8W-53-2 - WIRING DIAGRAM

- + S301
  - 8W-53-2 - WIRING DIAGRAM
- + S347
  - 8W-53-4 - WIRING DIAGRAM
- + SWITCH-WASHER-FLUID LEVEL
  - 8W-53-3 - WIRING DIAGRAM
- + 8W-54 TRAILER TOW
  - + CONNECTOR-TRAILER TOW
    - 8W-54-2 - WIRING DIAGRAM
    - 8W-54-4 - WIRING DIAGRAM
  - + DIAGNOSTIC JUNCTION BLOCK 24
    - 8W-54-3 - WIRING DIAGRAM
  - + FUSE 14
    - 8W-54-2 - WIRING DIAGRAM
  - + FUSE 4
    - 8W-54-2 - WIRING DIAGRAM
  - + FUSE BLOCK 6
    - 8W-54-4 - WIRING DIAGRAM
  - + FUSE/RELAY BLOCK
    - 8W-54-3 - WIRING DIAGRAM
  - + G304
    - 8W-54-2 - WIRING DIAGRAM
  - + G305
    - 8W-54-3 - WIRING DIAGRAM
    - 8W-54-4 - WIRING DIAGRAM
  - + MODULE-ANTI-LOCK BRAKES
    - 8W-54-3 - WIRING DIAGRAM
  - + MODULE-ELECTRIC BRAKE CONTROL
    - 8W-54-2 - WIRING DIAGRAM
    - 8W-54-4 - WIRING DIAGRAM
  - + MODULE-TRAILER TOW LIGHTING
    - 8W-54-2 - WIRING DIAGRAM
    - 8W-54-3 - WIRING DIAGRAM
    - 8W-54-4 - WIRING DIAGRAM
- + S303
  - 8W-54-3 - WIRING DIAGRAM
- + SWITCH-STOP LAMP
  - 8W-54-3 - WIRING DIAGRAM
- + 8W-55 NAVIGATION/TELECOMMUNICATIONS
  - + ASSEMBLY-ANTENNA BOOSTER
    - 8W-55-3 - WIRING DIAGRAM , (LINKED)
    - 8W-55-4 - WIRING DIAGRAM , (UNLINKED)
  - + CD CHANGER
    - 8W-55-2 - WIRING DIAGRAM , (LINKED)
  - + FUSE 11
    - 8W-55-2 - WIRING DIAGRAM , (LINKED)
  - + FUSE BLOCK 2
    - 8W-55-2 - WIRING DIAGRAM , (LINKED)
  - + G200
    - 8W-55-2 - WIRING DIAGRAM , (LINKED)
  - + HOLDER-CELLPHONE
    - 8W-55-3 - WIRING DIAGRAM , (LINKED)
    - 8W-55-4 - WIRING DIAGRAM , (UNLINKED)
    - 8W-55-5 - WIRING DIAGRAM , (UNLINKED)
  - + INTERFACE-UNIVERSAL CELLPHONE
    - 8W-55-2 - WIRING DIAGRAM , (LINKED)
    - 8W-55-3 - WIRING DIAGRAM , (LINKED)
  - + MICROPHONE-HANDS FREE
    - 8W-55-2 - WIRING DIAGRAM , (LINKED)
  - + MODULE-HANDS FREE
    - 8W-55-4 - WIRING DIAGRAM , (UNLINKED)
    - 8W-55-5 - WIRING DIAGRAM , (UNLINKED)
  - + RADIO
    - 8W-55-2 - WIRING DIAGRAM , (LINKED)
- + S209
  - 8W-55-2 - WIRING DIAGRAM , (LINKED)
- + 8W-56 CONVENIENCE SYSTEMS
  - + CAMERA-REAR
    - 8W-56-3 - WIRING DIAGRAM , (BACKUP CAMERA W/MONITOR)
    - 8W-56-4 - WIRING DIAGRAM , (BACKUP CAMERA W/MONITOR)
    - 8W-56-5 - WIRING DIAGRAM , (BACKUP CAMERA W/MONITOR)
    - 8W-56-6 - WIRING DIAGRAM , (BACKUP CAMERA W/MONITOR)
  - + CONNECTOR-BACKUP CAMERA













-  8W-56-3 - WIRING DIAGRAM , (BACKUP CAMERA W/MONITOR)
  -  8W-56-4 - WIRING DIAGRAM , (BACKUP CAMERA W/MONITOR)
  -  8W-56-6 - WIRING DIAGRAM , (BACKUP CAMERA W/MONITOR)
- + DIAGNOSTIC JUNCTION BLOCK 24
  -  8W-56-2 - WIRING DIAGRAM , (PROGRAMMABLE SPECIAL MODULE)
  -  8W-56-7 - WIRING DIAGRAM , (PARK ASSIST)
- + DISPLAY-FRONT PARK ASSIST
  -  8W-56-7 - WIRING DIAGRAM , (PARK ASSIST)
- + DISPLAY-REAR PARK ASSIST
  -  8W-56-8 - WIRING DIAGRAM , (PARK ASSIST)
- + FUSE 10
  -  8W-56-5 - WIRING DIAGRAM , (BACKUP CAMERA W/MONITOR)
- + FUSE 16
  -  8W-56-7 - WIRING DIAGRAM , (PARK ASSIST)
- + FUSE 17
  -  8W-56-2 - WIRING DIAGRAM , (PROGRAMMABLE SPECIAL MODULE)
- + FUSE 18
  -  8W-56-2 - WIRING DIAGRAM , (PROGRAMMABLE SPECIAL MODULE)
- + FUSE 3
  -  8W-56-3 - WIRING DIAGRAM , (BACKUP CAMERA W/MONITOR)
  -  8W-56-5 - WIRING DIAGRAM , (BACKUP CAMERA W/MONITOR)
- + FUSE BLOCK 2
  -  8W-56-5 - WIRING DIAGRAM , (BACKUP CAMERA W/MONITOR)
- + FUSE BLOCK 3
  -  8W-56-3 - WIRING DIAGRAM , (BACKUP CAMERA W/MONITOR)
  -  8W-56-5 - WIRING DIAGRAM , (BACKUP CAMERA W/MONITOR)
- + FUSE BLOCK 4
  -  8W-56-2 - WIRING DIAGRAM , (PROGRAMMABLE SPECIAL MODULE)
  -  8W-56-7 - WIRING DIAGRAM , (PARK ASSIST)
- + G200
  -  8W-56-2 - WIRING DIAGRAM , (PROGRAMMABLE SPECIAL MODULE)
  -  8W-56-3 - WIRING DIAGRAM , (BACKUP CAMERA W/MONITOR)
  -  8W-56-5 - WIRING DIAGRAM , (BACKUP CAMERA W/MONITOR)
- + G301
  -  8W-56-2 - WIRING DIAGRAM , (PROGRAMMABLE SPECIAL MODULE)
  -  8W-56-4 - WIRING DIAGRAM , (BACKUP CAMERA W/MONITOR)
  -  8W-56-6 - WIRING DIAGRAM , (BACKUP CAMERA W/MONITOR)
  -  8W-56-7 - WIRING DIAGRAM , (PARK ASSIST)
- + G304
  -  8W-56-4 - WIRING DIAGRAM , (BACKUP CAMERA W/MONITOR)
  -  8W-56-6 - WIRING DIAGRAM , (BACKUP CAMERA W/MONITOR)
- + HORN-REVERSE
  -  8W-56-4 - WIRING DIAGRAM , (BACKUP CAMERA W/MONITOR)
  -  8W-56-6 - WIRING DIAGRAM , (BACKUP CAMERA W/MONITOR)
- + MIRROR-OUTSIDE REARVIEW-LEFT
  -  8W-56-8 - WIRING DIAGRAM , (PARK ASSIST)
- + MIRROR-OUTSIDE REARVIEW-RIGHT
  -  8W-56-8 - WIRING DIAGRAM , (PARK ASSIST)
- + MODULE-BODY CONTROL
  -  8W-56-2 - WIRING DIAGRAM , (PROGRAMMABLE SPECIAL MODULE)
- + MODULE-PARK ASSIST
  -  8W-56-7 - WIRING DIAGRAM , (PARK ASSIST)
  -  8W-56-8 - WIRING DIAGRAM , (PARK ASSIST)
  -  8W-56-10 - WIRING DIAGRAM , (PARK ASSIST)
  -  8W-56-12 - WIRING DIAGRAM , (PARK ASSIST)
- + MODULE-PROGRAMMABLE SPECIAL
  -  8W-56-2 - WIRING DIAGRAM , (PROGRAMMABLE SPECIAL MODULE)
- + MONITOR-REAR CAMERA
  -  8W-56-3 - WIRING DIAGRAM , (BACKUP CAMERA W/MONITOR)
  -  8W-56-4 - WIRING DIAGRAM , (BACKUP CAMERA W/MONITOR)
- + RADIO
  -  8W-56-5 - WIRING DIAGRAM , (BACKUP CAMERA W/MONITOR)
  -  8W-56-6 - WIRING DIAGRAM , (BACKUP CAMERA W/MONITOR)
- + S200
  -  8W-56-2 - WIRING DIAGRAM , (PROGRAMMABLE SPECIAL MODULE)
- + S214
  -  8W-56-2 - WIRING DIAGRAM , (PROGRAMMABLE SPECIAL MODULE)
- + S223
  -  8W-56-5 - WIRING DIAGRAM , (BACKUP CAMERA W/MONITOR)
- + S224
  -  8W-56-3 - WIRING DIAGRAM , (BACKUP CAMERA W/MONITOR)
- + S310
  -  8W-56-4 - WIRING DIAGRAM , (BACKUP CAMERA W/MONITOR)



- 8W-56-6 - WIRING DIAGRAM , (BACKUP CAMERA W/MONITOR)
- + S322
  - 8W-56-3 - WIRING DIAGRAM , (BACKUP CAMERA W/MONITOR)
  - 8W-56-4 - WIRING DIAGRAM , (BACKUP CAMERA W/MONITOR)
  - 8W-56-5 - WIRING DIAGRAM , (BACKUP CAMERA W/MONITOR)
- + S324
  - 8W-56-7 - WIRING DIAGRAM , (PARK ASSIST)
  - 8W-56-8 - WIRING DIAGRAM , (PARK ASSIST)
- + S325
  - 8W-56-7 - WIRING DIAGRAM , (PARK ASSIST)
  - 8W-56-8 - WIRING DIAGRAM , (PARK ASSIST)
- + S326
  - 8W-56-7 - WIRING DIAGRAM , (PARK ASSIST)
  - 8W-56-8 - WIRING DIAGRAM , (PARK ASSIST)
- + S340
  - 8W-56-4 - WIRING DIAGRAM , (BACKUP CAMERA W/MONITOR)
  - 8W-56-6 - WIRING DIAGRAM , (BACKUP CAMERA W/MONITOR)
- + S348
  - 8W-56-3 - WIRING DIAGRAM , (BACKUP CAMERA W/MONITOR)
  - 8W-56-5 - WIRING DIAGRAM , (BACKUP CAMERA W/MONITOR)
- + S369
  - 8W-56-11 - WIRING DIAGRAM , (PARK ASSIST)
  - 8W-56-12 - WIRING DIAGRAM , (PARK ASSIST)
- + S370
  - 8W-56-11 - WIRING DIAGRAM , (PARK ASSIST)
  - 8W-56-12 - WIRING DIAGRAM , (PARK ASSIST)
- + S371
  - 8W-56-9 - WIRING DIAGRAM , (PARK ASSIST)
  - 8W-56-10 - WIRING DIAGRAM , (PARK ASSIST)
- + S372
  - 8W-56-9 - WIRING DIAGRAM , (PARK ASSIST)
  - 8W-56-10 - WIRING DIAGRAM , (PARK ASSIST)
- + SENSOR-PARK ASSIST 1
  - 8W-56-9 - WIRING DIAGRAM , (PARK ASSIST)
  - 8W-56-10 - WIRING DIAGRAM , (PARK ASSIST)
- + SENSOR-PARK ASSIST 10
  - 8W-56-11 - WIRING DIAGRAM , (PARK ASSIST)
  - 8W-56-12 - WIRING DIAGRAM , (PARK ASSIST)
- + SENSOR-PARK ASSIST 2
  - 8W-56-9 - WIRING DIAGRAM , (PARK ASSIST)
  - 8W-56-10 - WIRING DIAGRAM , (PARK ASSIST)
- + SENSOR-PARK ASSIST 3
  - 8W-56-9 - WIRING DIAGRAM , (PARK ASSIST)
  - 8W-56-10 - WIRING DIAGRAM , (PARK ASSIST)
- + SENSOR-PARK ASSIST 4
  - 8W-56-9 - WIRING DIAGRAM , (PARK ASSIST)
  - 8W-56-10 - WIRING DIAGRAM , (PARK ASSIST)
- + SENSOR-PARK ASSIST 5
  - 8W-56-9 - WIRING DIAGRAM , (PARK ASSIST)
  - 8W-56-10 - WIRING DIAGRAM , (PARK ASSIST)
- + SENSOR-PARK ASSIST 6
  - 8W-56-9 - WIRING DIAGRAM , (PARK ASSIST)
  - 8W-56-10 - WIRING DIAGRAM , (PARK ASSIST)
- + SENSOR-PARK ASSIST 7
  - 8W-56-11 - WIRING DIAGRAM , (PARK ASSIST)
  - 8W-56-12 - WIRING DIAGRAM , (PARK ASSIST)
- + SENSOR-PARK ASSIST 8
  - 8W-56-11 - WIRING DIAGRAM , (PARK ASSIST)
  - 8W-56-12 - WIRING DIAGRAM , (PARK ASSIST)
- + SENSOR-PARK ASSIST 9
  - 8W-56-11 - WIRING DIAGRAM , (PARK ASSIST)
  - 8W-56-12 - WIRING DIAGRAM , (PARK ASSIST)
- + SOLENOID-AUXILIARY DRIVE
  - 8W-56-2 - WIRING DIAGRAM , (PROGRAMMABLE SPECIAL MODULE)
- + SWITCH-AUXILIARY DRIVE-ON
  - 8W-56-2 - WIRING DIAGRAM , (PROGRAMMABLE SPECIAL MODULE)
- + SWITCH-AUXILIARY DRIVE-STOP
  - 8W-56-2 - WIRING DIAGRAM , (PROGRAMMABLE SPECIAL MODULE)
- + SWITCH-SPEED CONTROL
  - 8W-56-2 - WIRING DIAGRAM , (PROGRAMMABLE SPECIAL MODULE)
- + X169/4
  - 8W-56-6 - WIRING DIAGRAM , (BACKUP CAMERA W/MONITOR)
- + 8W-60 POWER WINDOWS

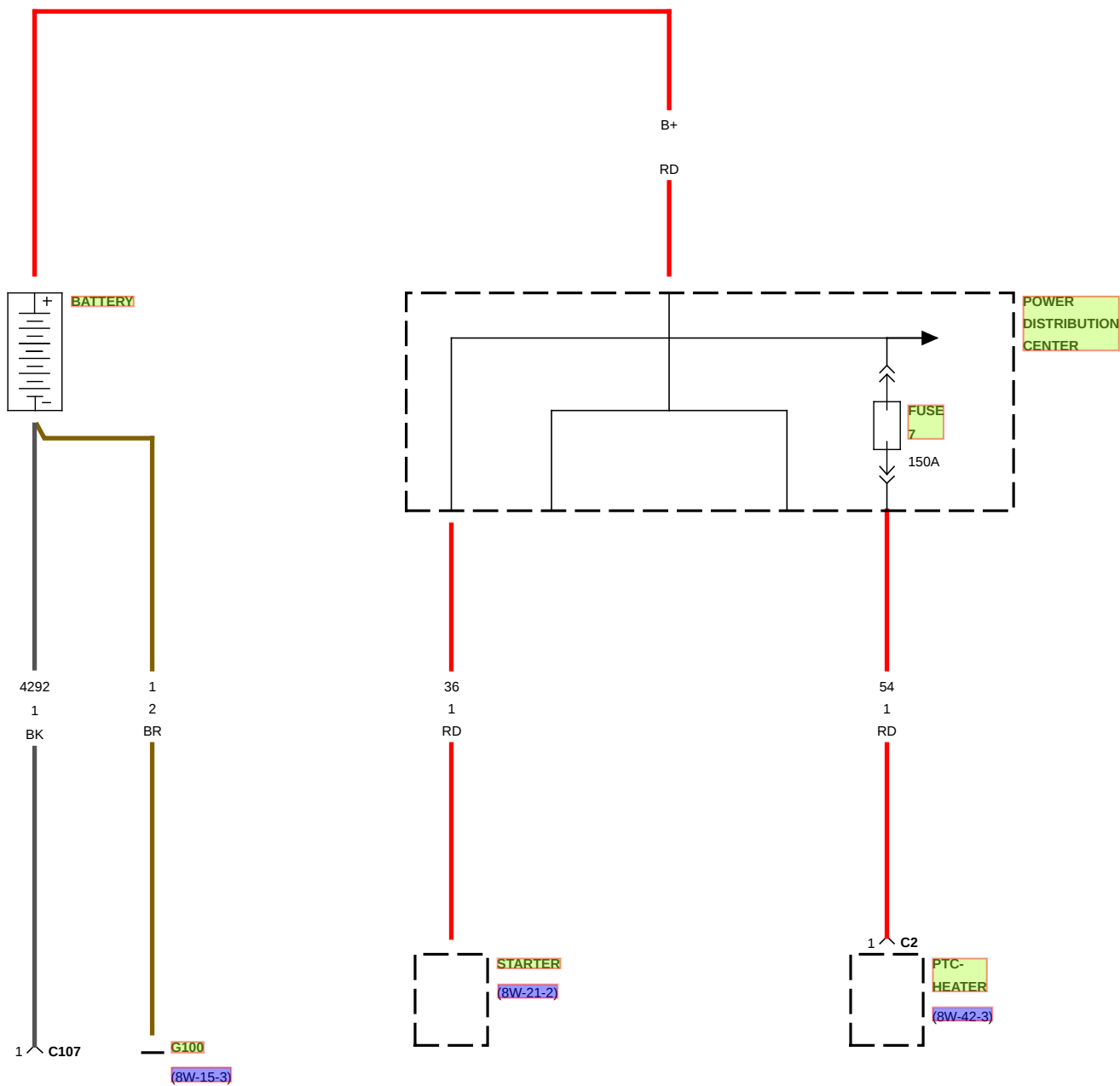
- + MODULE-BODY CONTROL
  -  8W-60-3 - WIRING DIAGRAM
- + MODULE-DOOR-DRIVER
  -  8W-60-2 - WIRING DIAGRAM
- + MOTOR-VENT WINDOW-LEFT REAR
  -  8W-60-3 - WIRING DIAGRAM
- + MOTOR-VENT WINDOW-RIGHT REAR
  -  8W-60-3 - WIRING DIAGRAM
- + MOTOR-WINDOW-DRIVER
  -  8W-60-2 - WIRING DIAGRAM
- + MOTOR-WINDOW-PASSENGER
  -  8W-60-3 - WIRING DIAGRAM
- + S200
  -  8W-60-3 - WIRING DIAGRAM
- + SWITCH-POWER WINDOW-PASSENGER
  -  8W-60-3 - WIRING DIAGRAM
- + SWITCH-POWER WINDOW/MIRROR-DRIVER
  -  8W-60-2 - WIRING DIAGRAM
- + 8W-61 POWER DOOR LOCKS
  - + CLUSTER
    -  8W-61-3 - WIRING DIAGRAM
  - + DIAGNOSTIC JUNCTION BLOCK 24
    -  8W-61-2 - WIRING DIAGRAM
    -  8W-61-3 - WIRING DIAGRAM
  - + DIAGNOSTIC JUNCTION BLOCK 25
    -  8W-61-3 - WIRING DIAGRAM
  - + FUSE BLOCK 1
    -  8W-61-2 - WIRING DIAGRAM
  - + G301
    -  8W-61-2 - WIRING DIAGRAM
  - + LATCH-DOOR-DRIVER
    -  8W-61-2 - WIRING DIAGRAM
  - + LATCH-DOOR-LEFT REAR
    -  8W-61-6 - WIRING DIAGRAM
  - + LATCH-DOOR-LEFT SLIDING
    -  8W-61-4 - WIRING DIAGRAM
  - + LATCH-DOOR-PASSENGER
    -  8W-61-5 - WIRING DIAGRAM
  - + LATCH-DOOR-REAR
    -  8W-61-5 - WIRING DIAGRAM
  - + LATCH-DOOR-RIGHT REAR
    -  8W-61-6 - WIRING DIAGRAM
  - + LATCH-DOOR-RIGHT SLIDING
    -  8W-61-4 - WIRING DIAGRAM
  - + MODULE-BODY CONTROL
    -  8W-61-3 - WIRING DIAGRAM
    -  8W-61-4 - WIRING DIAGRAM
    -  8W-61-5 - WIRING DIAGRAM
    -  8W-61-6 - WIRING DIAGRAM
  - + MODULE-DOOR-DRIVER
    -  8W-61-2 - WIRING DIAGRAM
    -  8W-61-3 - WIRING DIAGRAM
  - + S307
    -  8W-61-4 - WIRING DIAGRAM
    -  8W-61-5 - WIRING DIAGRAM
    -  8W-61-6 - WIRING DIAGRAM
  - + S308
    -  8W-61-4 - WIRING DIAGRAM
    -  8W-61-5 - WIRING DIAGRAM
    -  8W-61-6 - WIRING DIAGRAM
  - + S353
    -  8W-61-2 - WIRING DIAGRAM
  - + S354
    -  8W-61-5 - WIRING DIAGRAM
  - + S355
    -  8W-61-4 - WIRING DIAGRAM
  - + S356
    -  8W-61-4 - WIRING DIAGRAM
  - + S364
    -  8W-61-5 - WIRING DIAGRAM
  - + S367
    -  8W-61-6 - WIRING DIAGRAM
  - + S368
    -  8W-61-6 - WIRING DIAGRAM

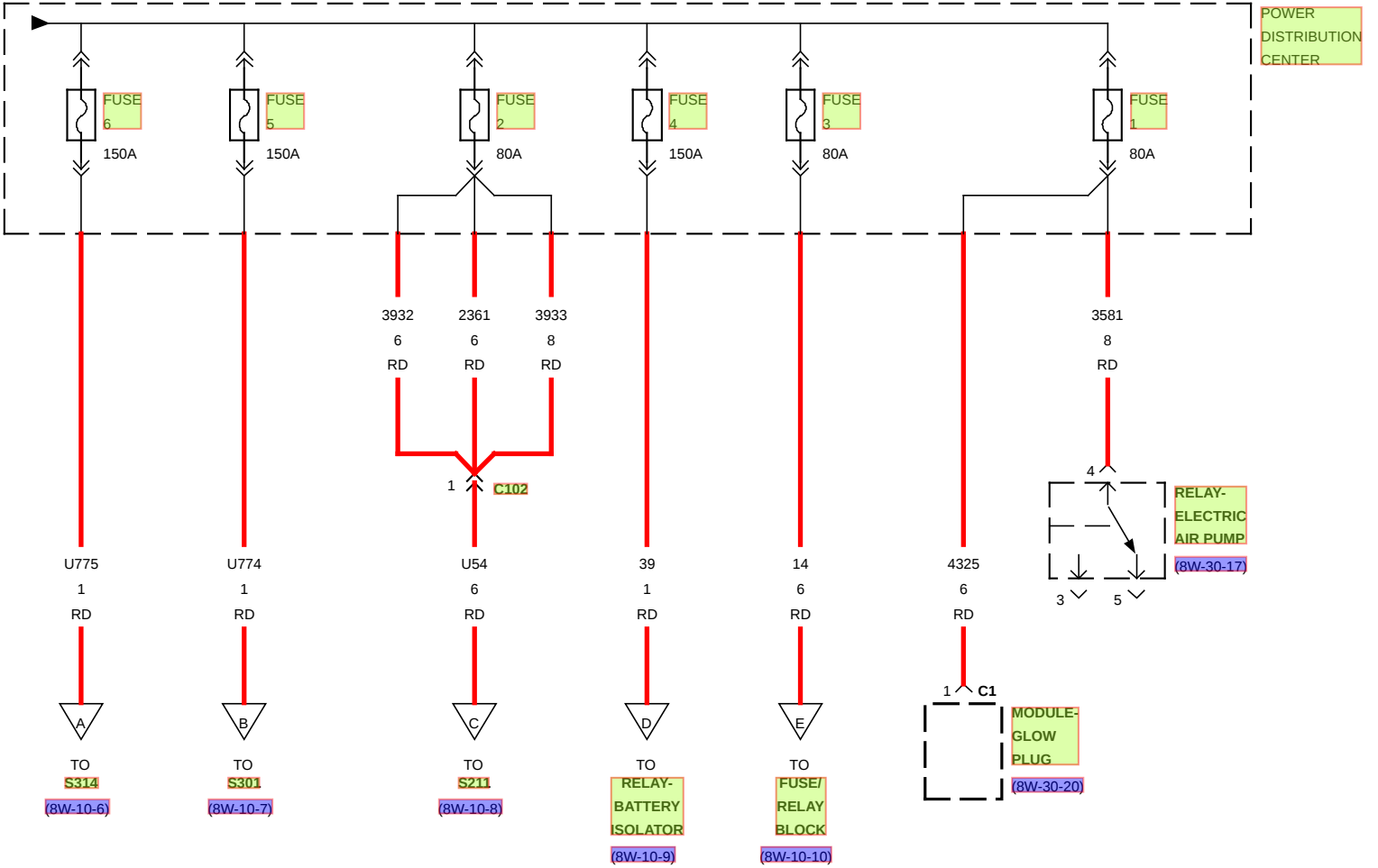
- + SWITCH-BANK
  - 8W-61-3 - WIRING DIAGRAM
- + SWITCH-IGNITION
  - 8W-61-3 - WIRING DIAGRAM
- + SWITCH-POWER WINDOW/MIRROR-DRIVER
  - 8W-61-2 - WIRING DIAGRAM
- + 8W-62 POWER MIRRORS
  - + FUSE 1
    - 8W-62-2 - WIRING DIAGRAM
    - 8W-62-3 - WIRING DIAGRAM
  - + FUSE 11
    - 8W-62-2 - WIRING DIAGRAM
  - + FUSE 5
    - 8W-62-2 - WIRING DIAGRAM
  - + FUSE 6
    - 8W-62-2 - WIRING DIAGRAM
  - + FUSE BLOCK 1
    - 8W-62-2 - WIRING DIAGRAM
  - + FUSE BLOCK 3
    - 8W-62-2 - WIRING DIAGRAM
    - 8W-62-3 - WIRING DIAGRAM
  - + FUSE/RELAY BLOCK
    - 8W-62-2 - WIRING DIAGRAM
    - 8W-62-3 - WIRING DIAGRAM
  - + G302
    - 8W-62-3 - WIRING DIAGRAM
  - + G305
    - 8W-62-2 - WIRING DIAGRAM
  - + MIRROR-OUTSIDE REARVIEW-LEFT
    - 8W-62-4 - WIRING DIAGRAM
  - + MIRROR-OUTSIDE REARVIEW-RIGHT
    - 8W-62-3 - WIRING DIAGRAM
  - + MODULE-BODY CONTROL
    - 8W-62-2 - WIRING DIAGRAM
    - 8W-62-3 - WIRING DIAGRAM
  - + MODULE-DOOR-DRIVER
    - 8W-62-2 - WIRING DIAGRAM
    - 8W-62-3 - WIRING DIAGRAM
    - 8W-62-4 - WIRING DIAGRAM
  - + MODULE-PARK ASSIST
    - 8W-62-3 - WIRING DIAGRAM
    - 8W-62-4 - WIRING DIAGRAM
  - + POWER DISTRIBUTION CENTER
    - 8W-62-2 - WIRING DIAGRAM
  - + RELAY-RELIEF-TERMINAL 15
    - 8W-62-2 - WIRING DIAGRAM
  - + RELAY-TERMINAL 15R
    - 8W-62-2 - WIRING DIAGRAM
  - + S301
    - 8W-62-2 - WIRING DIAGRAM
  - + S314
    - 8W-62-2 - WIRING DIAGRAM
  - + S324
    - 8W-62-3 - WIRING DIAGRAM
    - 8W-62-4 - WIRING DIAGRAM
  - + S325
    - 8W-62-3 - WIRING DIAGRAM
    - 8W-62-4 - WIRING DIAGRAM
  - + S326
    - 8W-62-3 - WIRING DIAGRAM
    - 8W-62-4 - WIRING DIAGRAM
  - + SWITCH-POWER WINDOW/MIRROR-DRIVER
    - 8W-62-3 - WIRING DIAGRAM
    - 8W-62-4 - WIRING DIAGRAM
- + 8W-63 POWER SEATS
  - + FUSE BLOCK 2
    - 8W-63-2 - WIRING DIAGRAM
  - + FUSE/RELAY BLOCK
    - 8W-63-2 - WIRING DIAGRAM
  - + G200
    - 8W-63-2 - WIRING DIAGRAM
  - + G305
    - 8W-63-2 - WIRING DIAGRAM
  - + HEATER-CUSHION PAD-DRIVER

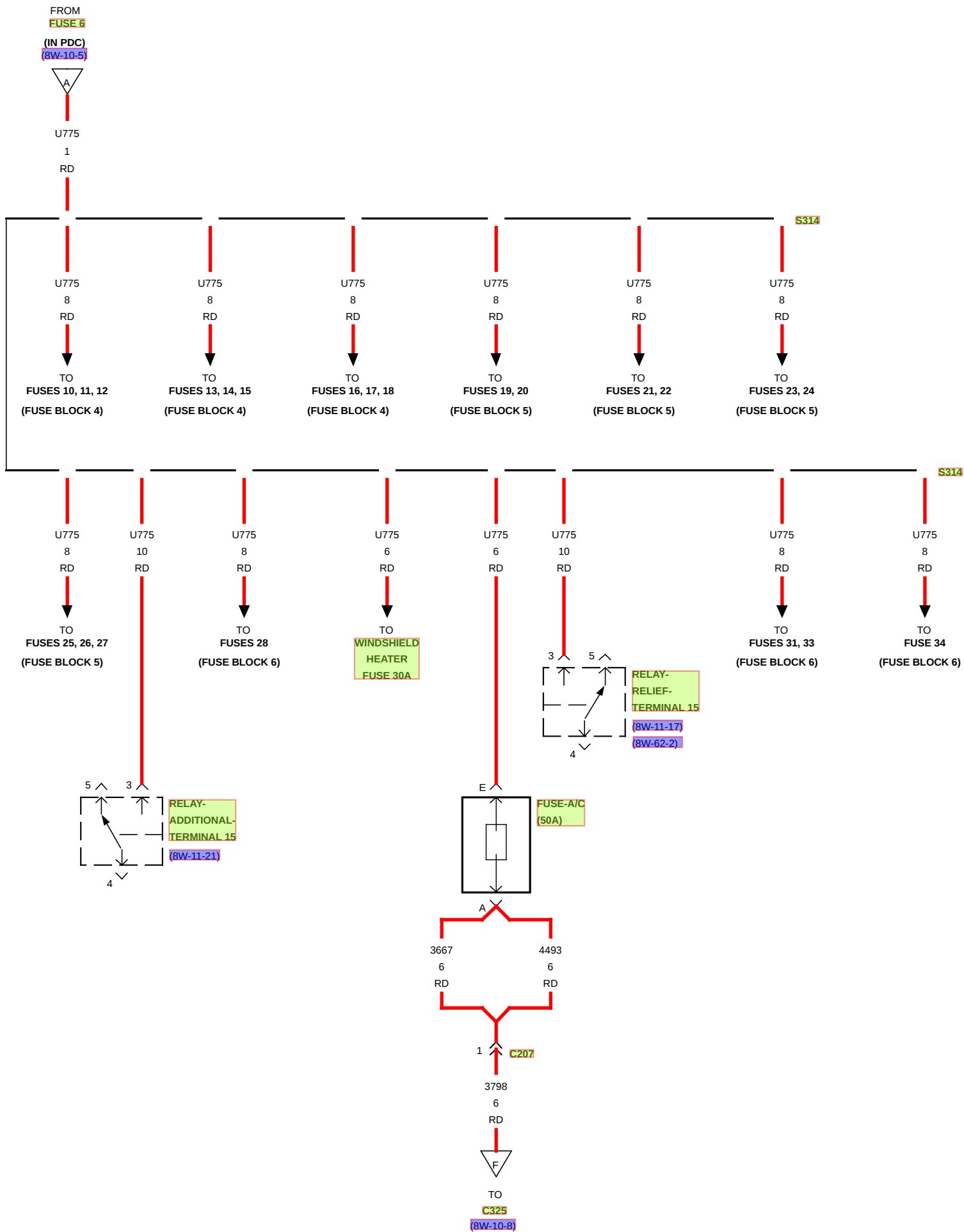
-  8W-63-2 - WIRING DIAGRAM
- + HEATER-CUSHION PAD-PASSENGER
  -  8W-63-2 - WIRING DIAGRAM
- + HEATER-SEAT BACK-DRIVER
  -  8W-63-2 - WIRING DIAGRAM
- + HEATER-SEAT BACK-PASSENGER
  -  8W-63-2 - WIRING DIAGRAM
- + I2053
  -  8W-63-2 - WIRING DIAGRAM
- + I2054
  -  8W-63-2 - WIRING DIAGRAM
- + S221
  -  8W-63-2 - WIRING DIAGRAM
- + SWITCH-BANK
  -  8W-63-2 - WIRING DIAGRAM
- + 8W-64 POWER SUNROOF
  - + FUSE BLOCK 5
    -  8W-64-2 - WIRING DIAGRAM
  - + G300
    -  8W-64-2 - WIRING DIAGRAM
  - + MODULE-ROOF CONTROL
    -  8W-64-2 - WIRING DIAGRAM
  - + MOTOR-SUNROOF
    -  8W-64-2 - WIRING DIAGRAM

## POWER DISTRIBUTION CENTER

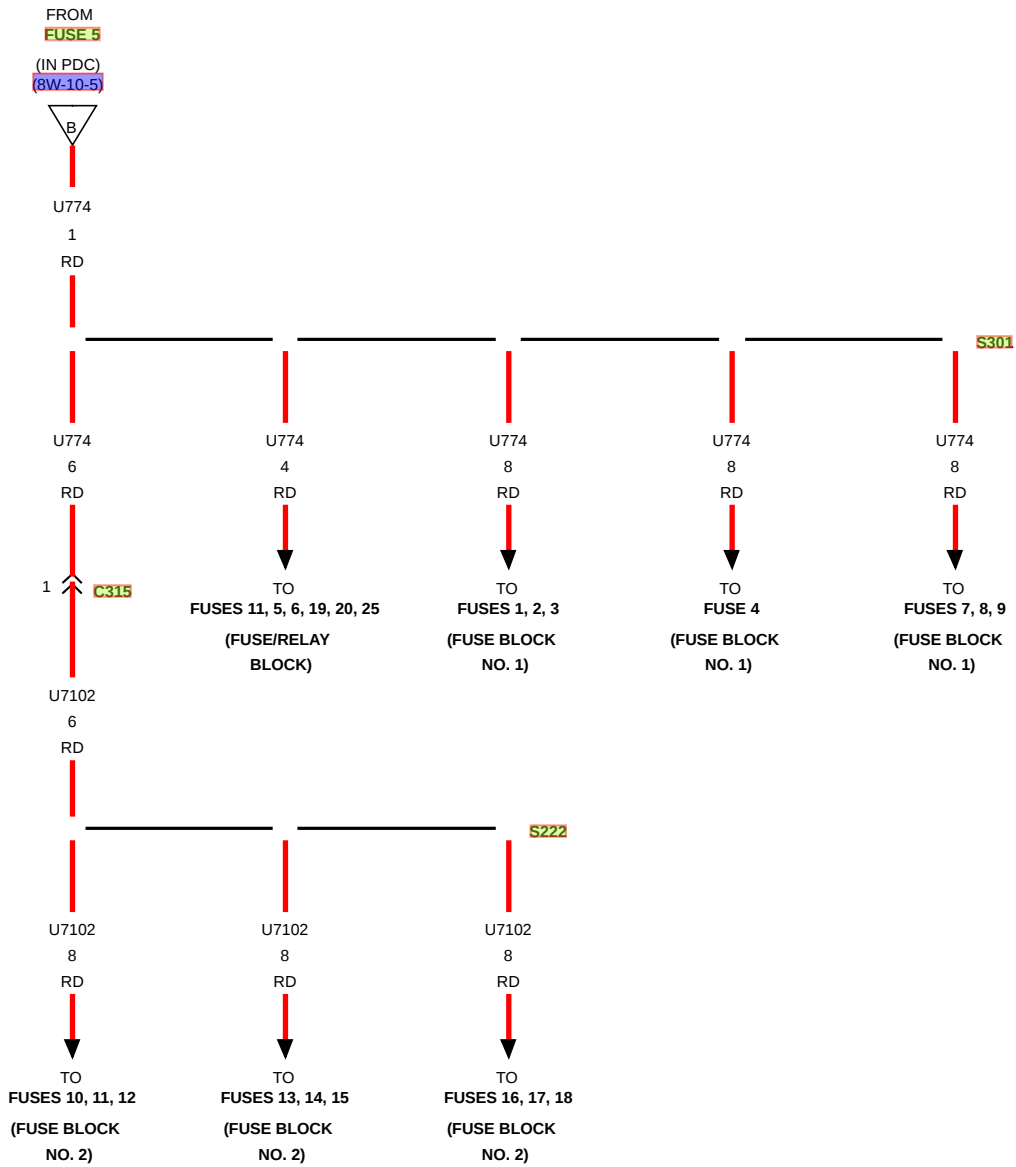
FUSE NO.	AMPS	FUSED CIRCUIT	FUNCTION
1	80A	4325 6RD	FUSED B(+)
1	80A	3581 8RD	FUSED B(+)
2	80A	3932 6RD	FUSED B(+)
2	80A	2361 6RD	FUSED B(+)
2	80A	3933 8RD	FUSED B(+)
3	80A	14 6RD	FUSED B(+)
4	150A	39 1RD	FUSED B(+)
5	150A	U774 1RD	FUSED B(+)
6	150A	U775 1RD	FUSED B(+)
7	150A	54 1RD	FUSED B(+)

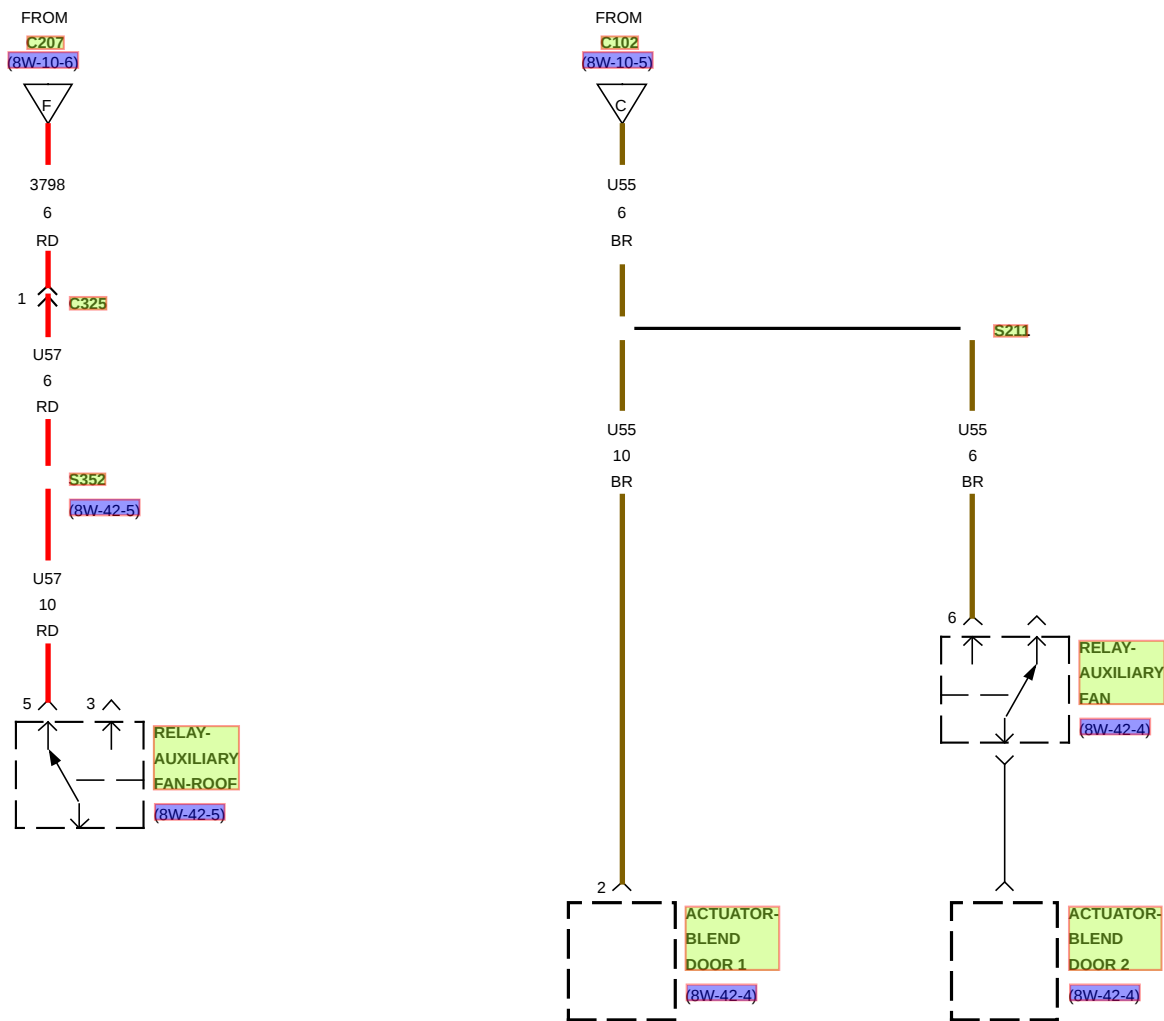


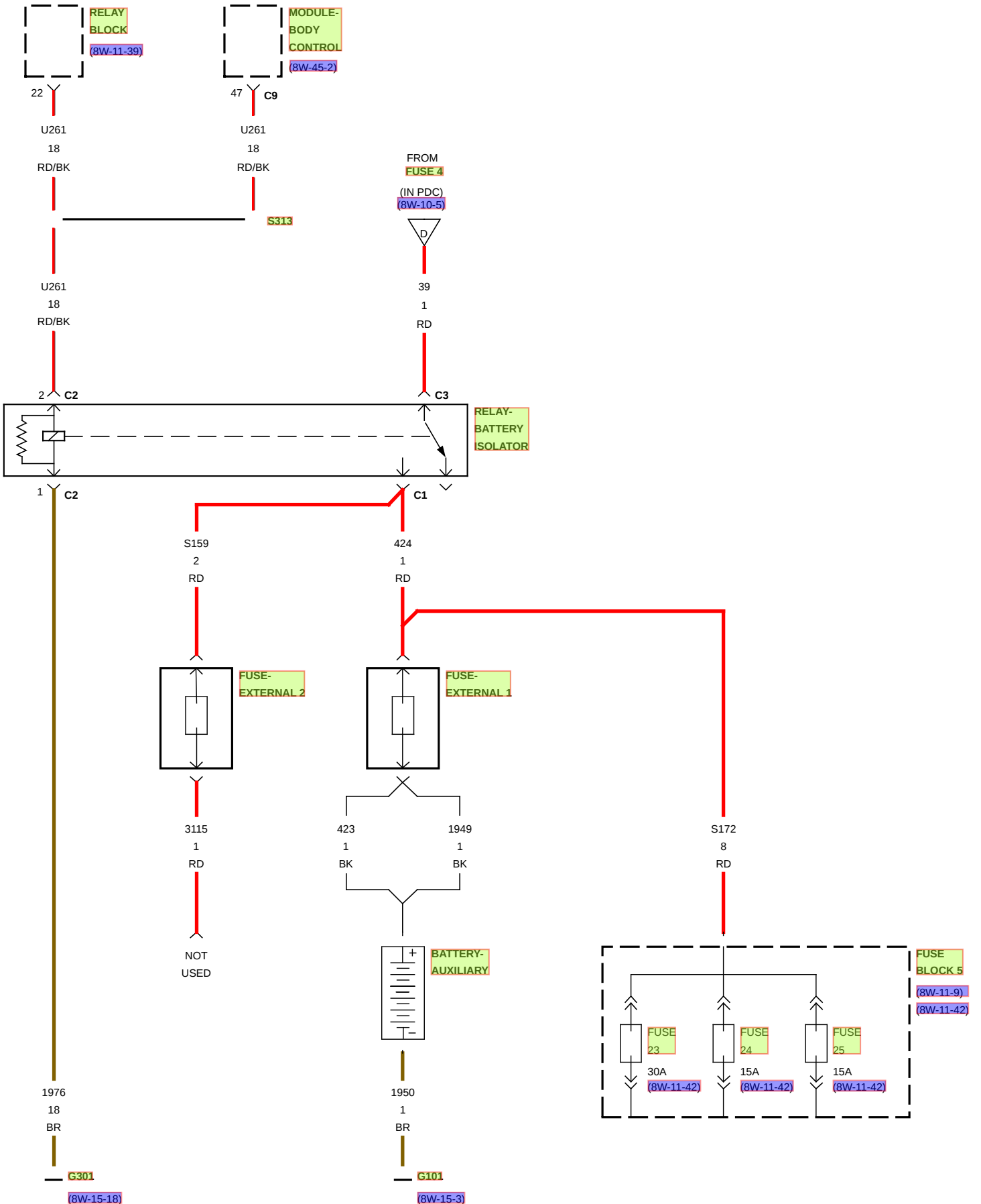


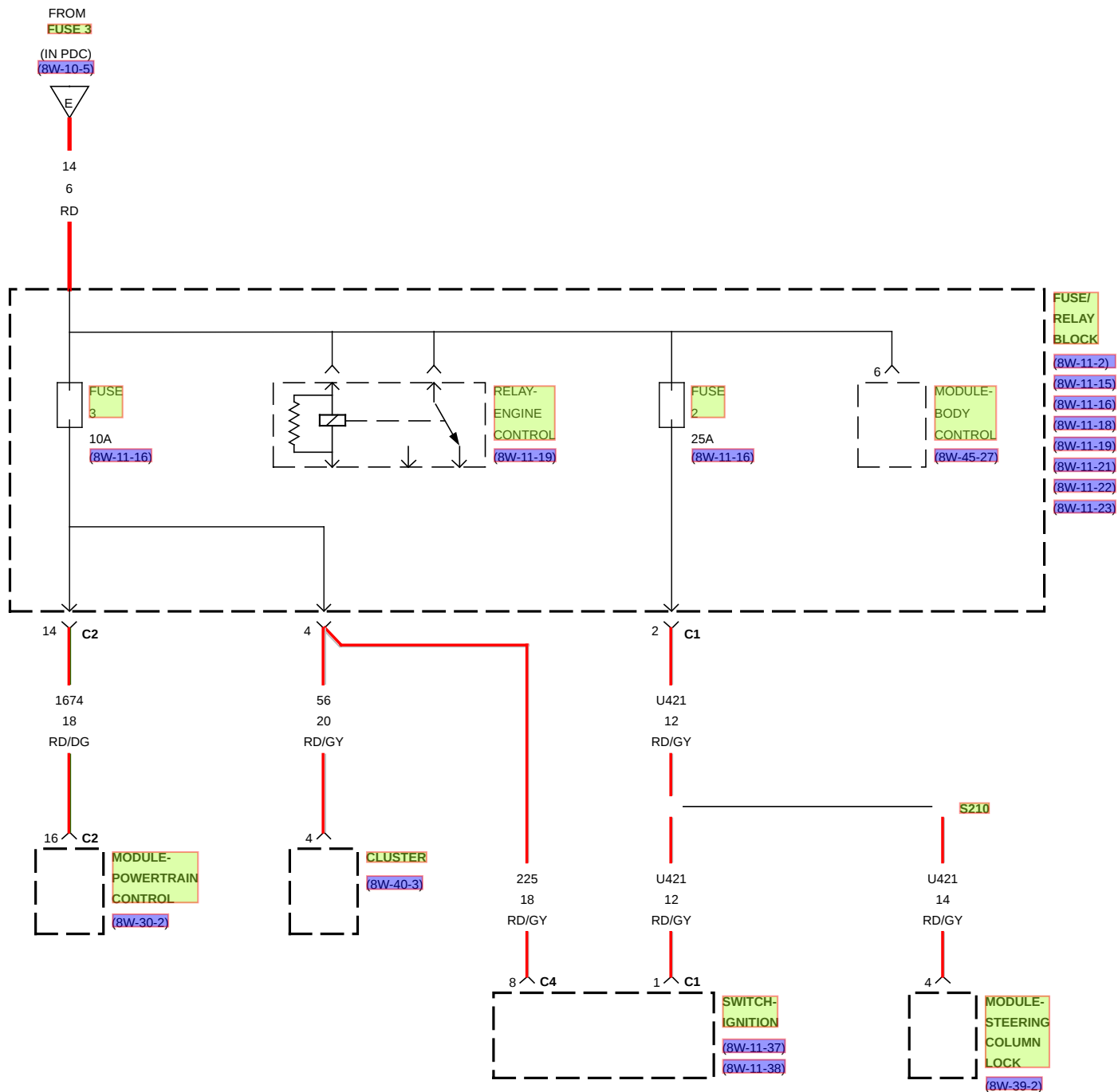




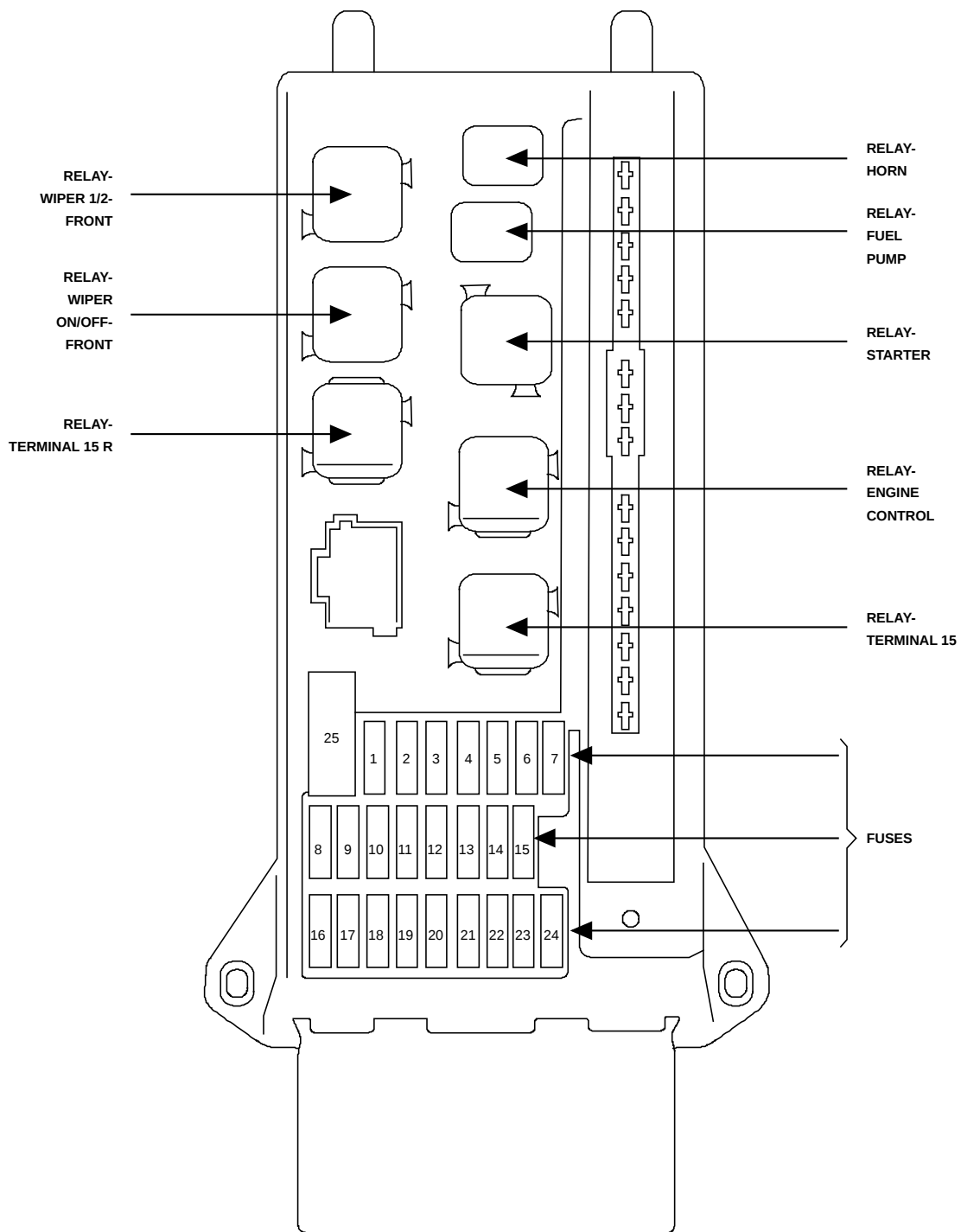








FUSE/RELAY BLOCK



FUSES  
(F/RB)

FUSE NO.	AMPS	FUSED CIRCUIT	FUNCTION
1	15A	574 14DG	FUSED B(+)
2	25A	U421 12RD/GY	FUSED B(+)
3	10A	1674 18RD/DG	FUSED B(+)
		56 20RD/GY	FUSED B(+)
		225 18RD/GY	FUSED B(+)
4	5A	U758 18RD/YL	-
5	30A	INTERNAL	FUSED B(+)
6	15A	INTERNAL	FUSED B(+)
7	5A	1910 18BR/RD	-
8	20A	U777 12BK/OG	-
9	20A	1257 12BK/DB ○○	ENGINE CONTROL RELAY OUTPUT
		U782 12BK/DB ○	ENGINE CONTROL RELAY OUTPUT
10	10A	U798 14BK/YL	ENGINE CONTROL RELAY OUTPUT
11	15A	3870 14BK/PK ◆	TERMINAL 15R RELAY OUTPUT
		3871 14BK/PK ◆◆◆	TERMINAL 15R RELAY OUTPUT
12	10A	274 18BK/RD	TERMINAL 15R RELAY OUTPUT
13	15A	U354 14BK/YL	TERMINAL 15R RELAY OUTPUT
14	30A	553 12RD/DG	FUSED B(+)
15	10A	2987 14RD/GY	FUSED B(+)
16	10A	U799 14BK/GY ○	ENGINE CONTROL RELAY OUTPUT
		1255 12BK/GY ○○	ENGINE CONTROL RELAY OUTPUT
17	10A	273 18BK	TERMINAL 15 RELAY OUTPUT
18	7.5A	U365 18BK/BR	TERMINAL 15 RELAY OUTPUT
19	7.5A	INTERNAL	-
20	25A	INTERNAL	-
21	5A	1357 18BK	TERMINAL 15 RELAY OUTPUT
22	5A	U371 20BK/RD	TERMINAL 15 RELAY OUTPUT
23	25A	INTERNAL	TERMINAL 15 RELAY OUTPUT
24	10A	U370 16BK/WT	TERMINAL 15 RELAY OUTPUT
25	25A	2187 12RD	-

■ CD CHANGER      ◆ LOWLINE  
 ○ GAS              ◆◆◆ HIGHLINE  
 ○○ DIESEL

RELAYS  
(F/RB)

RELAY-  
ENGINE  
CONTROL

CAVITY	CIRCUIT	FUNCTION
30	INTERNAL	FUSED B(+)
85	1693 18BK/WT ○	ENGINE CONTROL RELAY CONTROL
	132 18BK/WT ○○	ENGINE CONTROL RELAY CONTROL
86	INTERNAL	FUSED B(+)
87	INTERNAL	ENGINE CONTROL RELAY OUTPUT
87A	-	-

RELAY-  
FUEL  
PUMP

CAVITY	CIRCUIT	FUNCTION
30	INTERNAL	FUSED B(+)
85	1258 18RD/WT ○	FUEL PUMP RELAY CONTROL
	1776 18RD/WT ○○	FUEL PUMP RELAY CONTROL
86	INTERNAL	FUSED ENGINE CONTROL RELAY OUTPUT
87	3820 12RD/DG	FUEL PUMP RELAY OUTPUT
87A	-	-

RELAY-  
HORN

CAVITY	CIRCUIT	FUNCTION
30	INTERNAL	HORN RELAY OUTPUT
85	INTERNAL	HORN RELAY CONTROL
86	INTERNAL	TERMINAL 15 RELAY OUTPUT
87	INTERNAL	TERMINAL 15 RELAY OUTPUT
87A	-	-

○ GAS  
○○ DIESEL

RELAYS  
(F/RB CONTINUED)

RELAY-  
STARTER

CAVITY	CIRCUIT	FUNCTION
30	INTERNAL	FUSED TERMINAL 15 RELAY OUTPUT
85	293 18RD/BK ○	STARTER RELAY CONTROL
	133 18RD/BK ○○	STARTER RELAY CONTROL
86	INTERNAL	FUSED ENGINE CONTROL RELAY OUTPUT
87	INTERNAL	STARTER RELAY OUTPUT
87A	-	-

RELAY-  
TERMINAL 15

CAVITY	CIRCUIT	FUNCTION
30	INTERNAL	TERMINAL 15 RELAY CONTROL
85	INTERNAL	FUSED B(+)
86	INTERNAL	TERMINAL 15 RELAY CONTROL
87	INTERNAL	TERMINAL 15 RELAY OUTPUT
87A	-	-

RELAY-  
TERMINAL 15R

CAVITY	CIRCUIT	FUNCTION
30	INTERNAL	-
85	INTERNAL	TERMINAL 15R RELAY CONTROL
86	INTERNAL	-
87	INTERNAL	TERMINAL 15R RELAY OUTPUT
87A	-	-

○ GAS  
○○ DIESEL



RELAYS  
(F/RB CONTINUED)

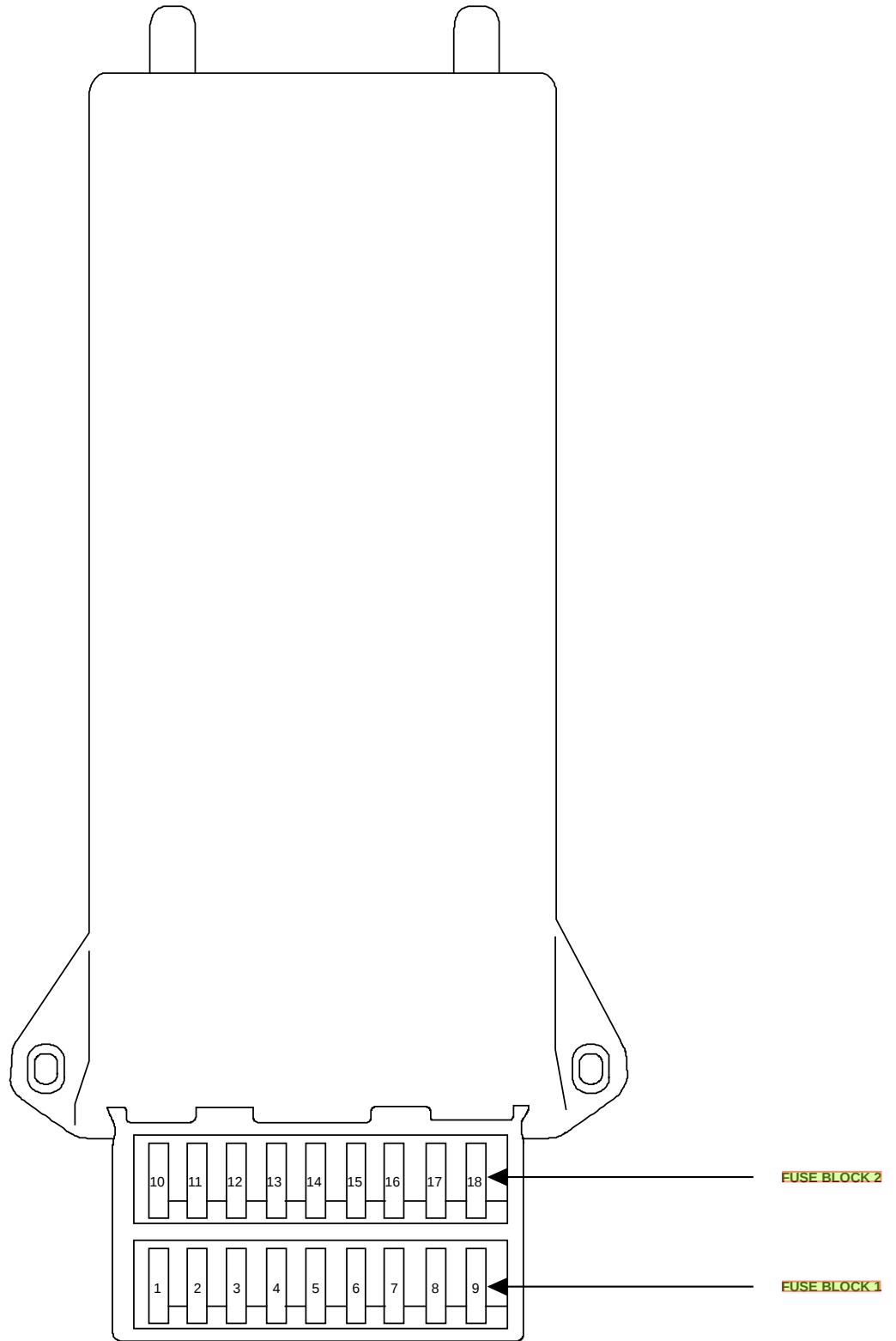
RELAY-  
WIPER 1/2-  
FRONT

CAVITY	CIRCUIT	FUNCTION
30	INTERNAL	FRONT ON/OFF WIPER RELAY OUTPUT
85	INTERNAL	GROUND
86	INTERNAL	FRONT 1/2 WIPER RELAY CONTROL
87	361 12BK/VT	FRONT WIPER MOTOR OFF CONTROL
87A	360 12BK/OR	FRONT WIPER MOTOR ON CONTROL

RELAY-  
WIPER  
ON/OFF-  
FRONT

CAVITY	CIRCUIT	FUNCTION
30	INTERNAL	FRONT ON/OFF WIPER RELAY OUTPUT
85	INTERNAL	GROUND
86	INTERNAL	FRONT ON/OFF WIPER RELAY CONTROL
87	INTERNAL	GROUND
87A	INTERNAL	FUSED B(+)

FUSE BLOCK



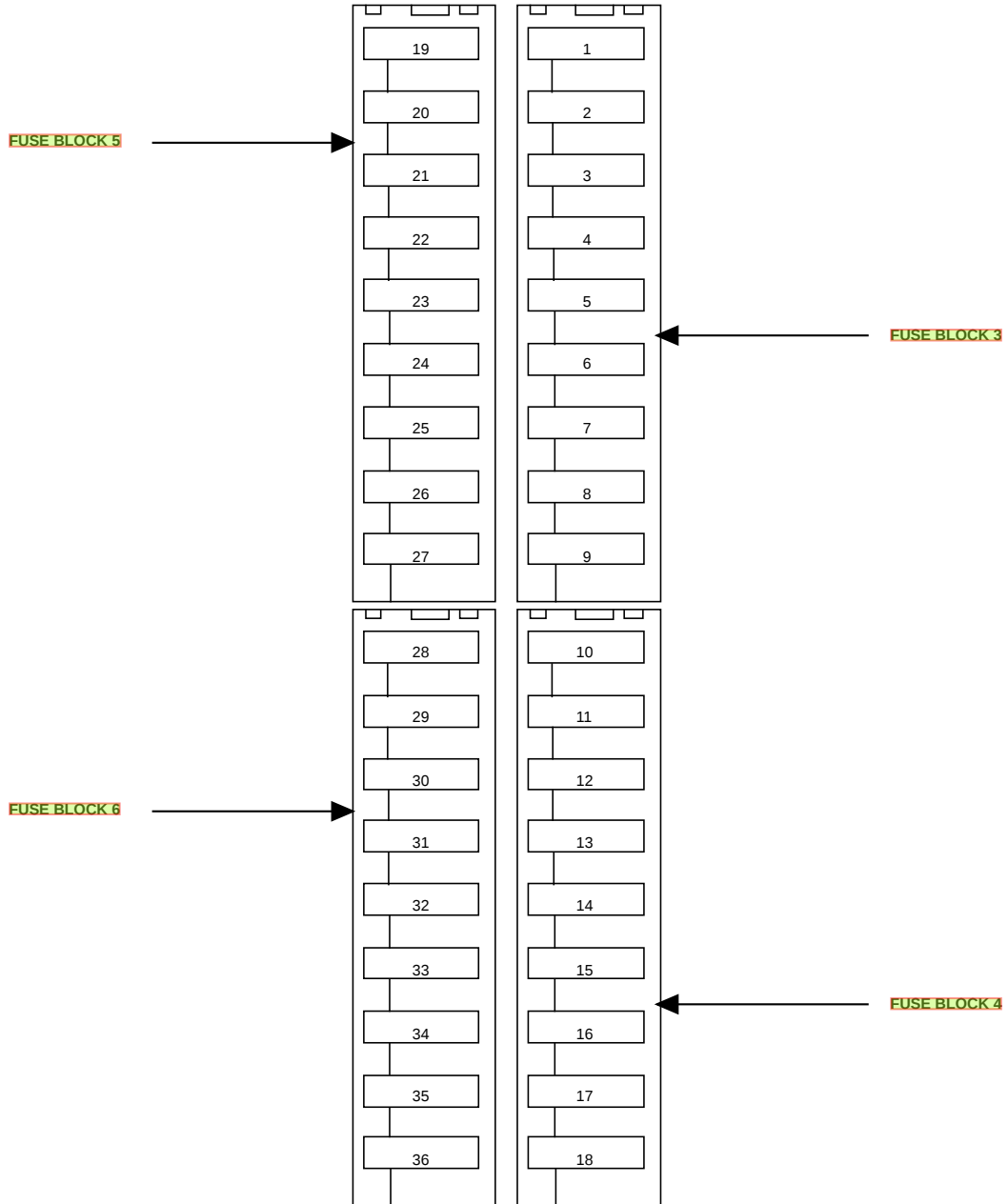
## FUSE BLOCK 1

FUSE NO.	AMPS	FUSED CIRCUIT	FUNCTION
1	25A	379 12RD/DG	FUSED B(+)
2	10A	272 20RD	FUSED B(+)
3	25A	3576 12RD/BR	FUSED B(+)
4	40A	3561 10RD/WT	FUSED B(+)
5	7.5A	4210 18BK/WT	ENGINE CONTROL RELAY OUTPUT
6	7.5A	4209 18BK/GY	ENGINE CONTROL RELAY OUTPUT
7	30A	2296 12RD/YL	FUSED B(+)
8	15A	717 14RD/DB	FUSED B(+)
9	-	-	-

## FUSE BLOCK 2

10	15A	1551 14RD/BK	FUSED B(+)
		1996 14RD/BK	FUSED B(+)
		2192 14RD/BK	FUSED B(+)
11	7.5A	2141 18RD/DB	FUSED B(+)
		2948 18RD/DB	FUSED B(+)
12	30A	492 10RD	FUSED B(+)
		4319 10RD	FUSED B(+)
13	7.5A	2382 20RD/YL	FUSED B(+)
		3619 18RD/DB	FUSED B(+)
14	30A	553 12RD/DG	FUSED B(+)
15	10A	2987 14RD/GY	FUSED B(+)
16	10A	2722 18RD/WT	FUSED B(+)
		3784 18RD/WT	FUSED B(+)
		3990 18RD/WT	FUSED B(+)
		56 18RD/WT	FUSED B(+)
		1176 18RD/BR	FUSED B(+)
17	10A	3165 16RD/GY	FUSED B(+)
		3781 18RD/GY	FUSED B(+)
18	-	3786 18RD/VT	FUSED B(+)
		3787 18RD/VT	FUSED B(+)

FUSE BLOCK  
(CONTINUED)



## FUSE BLOCK 3

FUSE NO.	AMPS	FUSED CIRCUIT	FUNCTION
1	5A	1816 18BK/OR	FUSED B(+)
		258 18BK/OR	FUSED B(+)
2	30A	2497 12BK/VT	FUSED B(+)
		4547 12BK/VT	FUSED B(+)
3	5A	U369 18BK/PK	-
4	7.5A	947 20BK/YL	-
		2498 18BK/RD	FUSED B(+)
5	10A	760 18BK/DB	FUSED B(+)
6	-	-	-
7	10A	2485 18BK/DG	-
8	10A	2264 18BK/BR	FUSED B(+)
		3411 18BK/GY	FUSED B(+)
9	15A	3394 16BK	FUSED B(+)

## FUSE BLOCK 4

10	25A	2268 10RD	FUSED B(+)
11	15A	2265 12RD/BR	FUSED B(+)
12	10A	2266 14RD/VT	-
13	10A	1951 14RD/DB	FUSED B(+)
14	20A	3937 12RD/YL	-
15	25A	946 10RD/BK	FUSED B(+)
16	7.5A	678 18RD/WT	-
		2420 18RD/WT	-
17	25A	1132 12RD/DG	FUSED B(+)
		1133 12RD/DG	FUSED B(+)
18	25A	1134 12RD/GY	FUSED
		1135 12RD/GY	FUSED

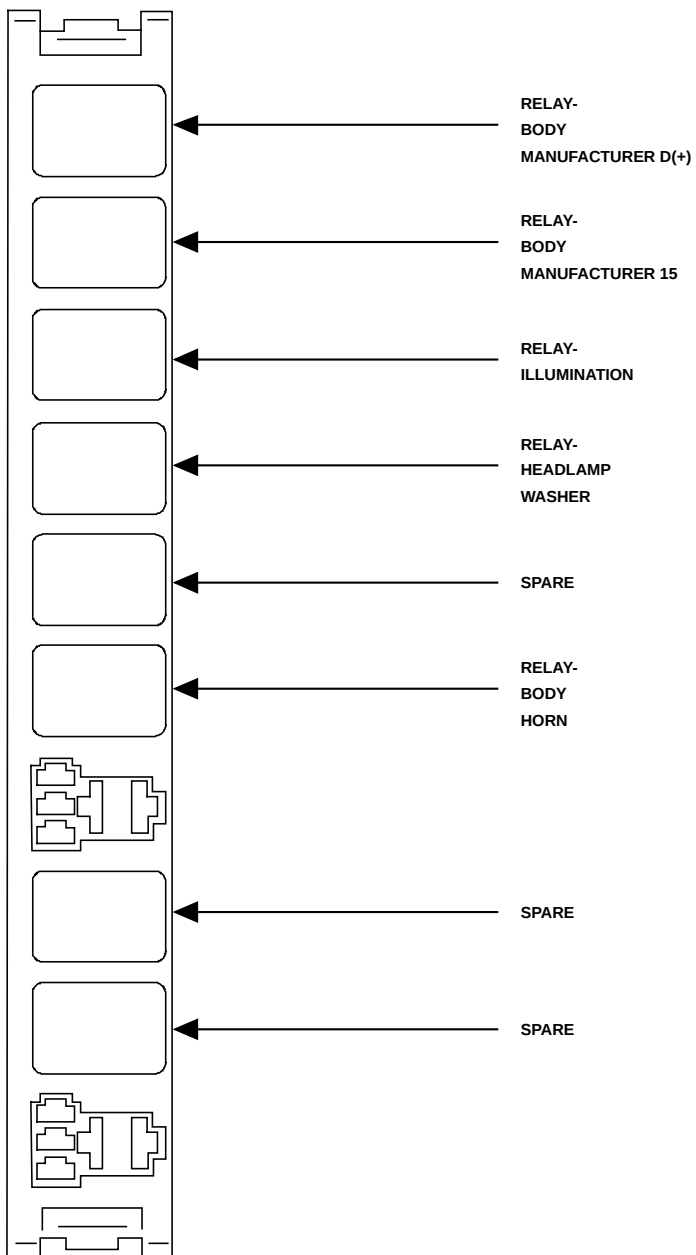
## FUSE BLOCK 5

FUSE NO.	AMPS	FUSED CIRCUIT	FUNCTION
19	25A	2862 18RD/DG	FUSED B(+)
		4549 18RD/DG	FUSED B(+)
		2499 10RD/DG	FUSED B(+)
		4548 10RD/DG	FUSED B(+)
20	-	-	-
21	15A	2861 14RD/DB	-
		1892 10RD/DB	FUSED B(+)
22	15A	251 14RD/BK	FUSED B(+)
23	30A	3867 14RD/YL	-
		4550 14RD/YL	-
22	15A	251 14RD/BK	FUSED B(+)
23	30A	3867 14RD/YL	-
		4550 14RD/YL	-
24	15A	1817 14RD	FUSED B(+)
25	15A	2502 14RD/WT	FUSED B(+)
		4551 14RD/WT	FUSED B(+)
26	25A	2371 12RD/BR	FUSED B(+)
27	20A	2773 12RD/VT	FUSED B(+)

## FUSE BLOCK 6

28	-	2844 8RD	-
		4494 8RD	FUSED B(+)
29	-	-	-
30	-	-	-
31	-	1552 10RD/GY	-
32	-	-	-
33	-	4478 10RD/DG	FUSED B(+)
		578 14RD/DG	FUSED B(+)
34	-	4447 10RD/DB	FUSED ASD RELAY OUTPUT
		580 14RD/DB	FUSED ASD RELAY OUTPUT
35	-	3944 12RD/YL	-
36	-	-	-

RELAY BLOCK



## RELAY BLOCK

RELAY-  
BODY  
HORN

CAVITY	CIRCUIT	FUNCTION
71	4188 18YL/RD	BODY HORN RELAY OUTPUT
	4430 18YL/RD	BODY HORN RELAY OUTPUT
	4773 18YL/RD	BODY HORN RELAY OUTPUT
72	3358 18DB/GY	BODY HORN RELAY CONTROL
	4185 18BK/VT	BODY HORN RELAY CONTROL
73	-	-
74	4203 18 BR	GROUND
75	4187 18RD/VT	FUSED B(+)

RELAY-  
BODY  
MANUFACTURER 15

CAVITY	CIRCUIT	FUNCTION
11	2269 12BK/YL	BODY MANUFACTURER 15 RELAY OUTPUT
12	2264 18BK/BR	FUSED B(+)
13	-	-
14	2260 18BR	GROUND
15	2265 12RD/BR	FUSED B(+)

RELAY-  
BODY  
MANUFACTURER D(+)

CAVITY	CIRCUIT	FUNCTION
21	2267 14DB/YL	BODY MANUFACTURER D(+) RELAY OUTPUT
22	U261 18RD/BK	FUSED B(+)
23	-	-
24	2261 18BR	GROUND
25	2266 14RD/WT	FUSED B(+)



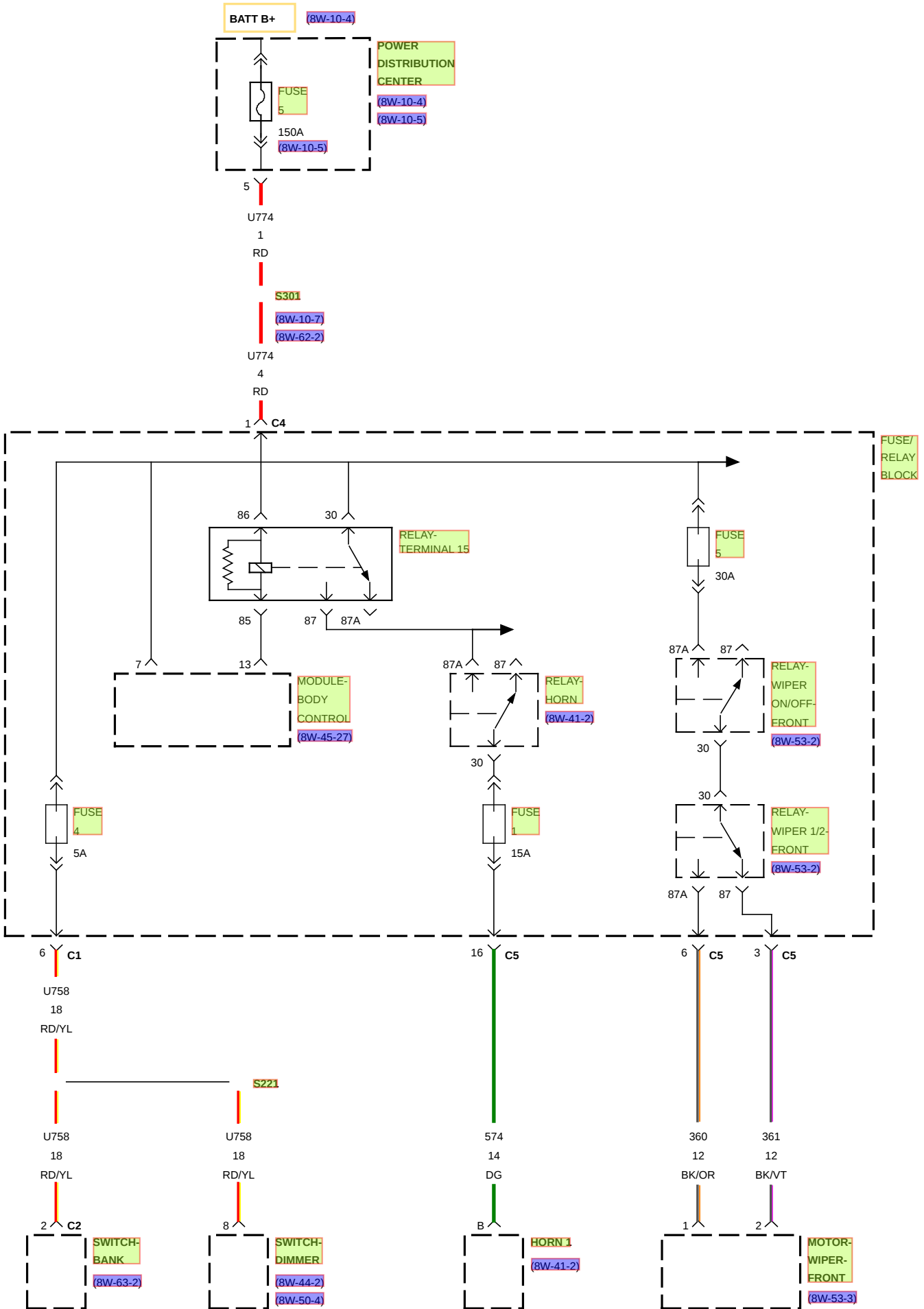
RELAY BLOCK  
(CONTINUED)

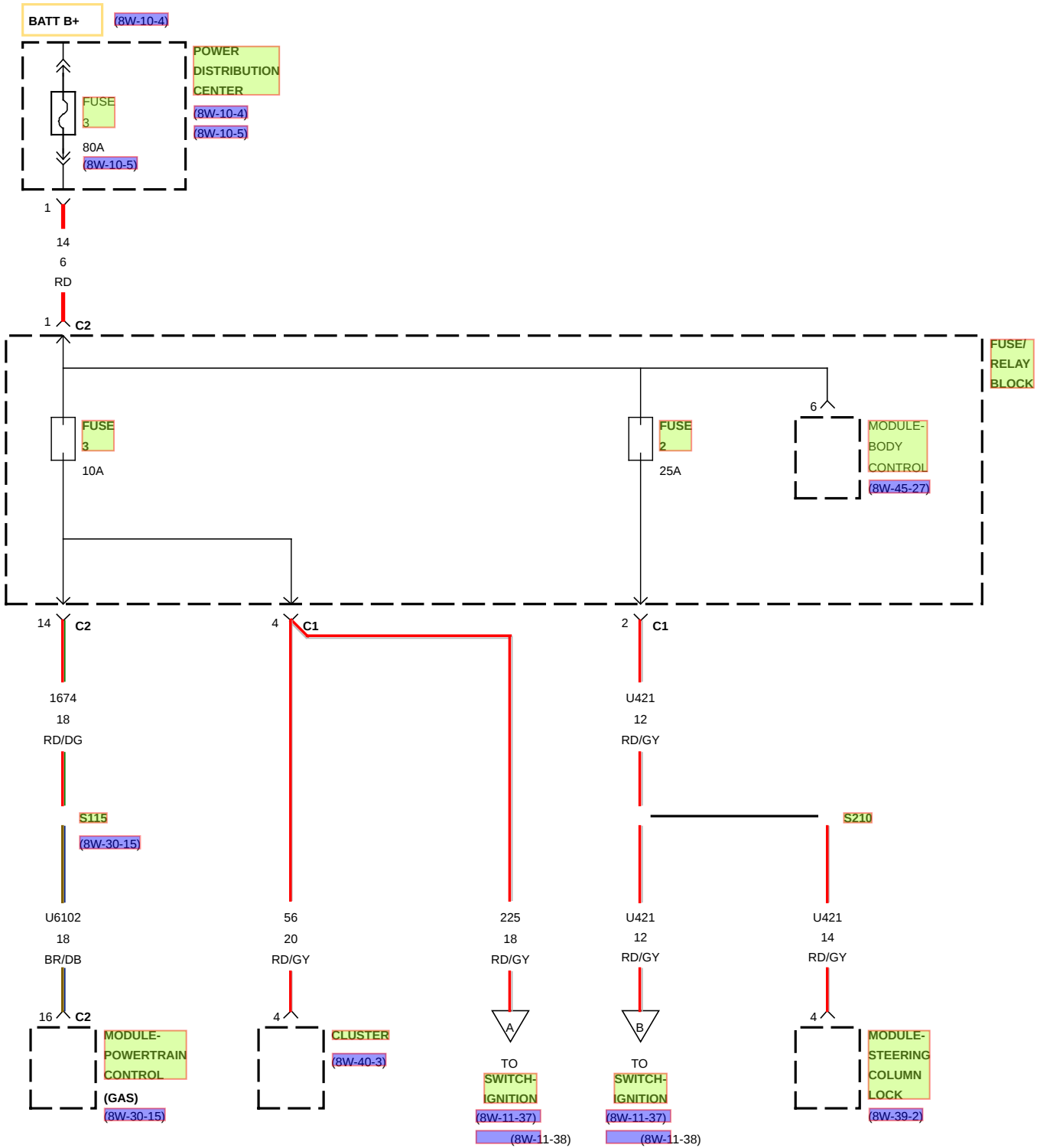
RELAY-  
HEADLAMP  
WASHER

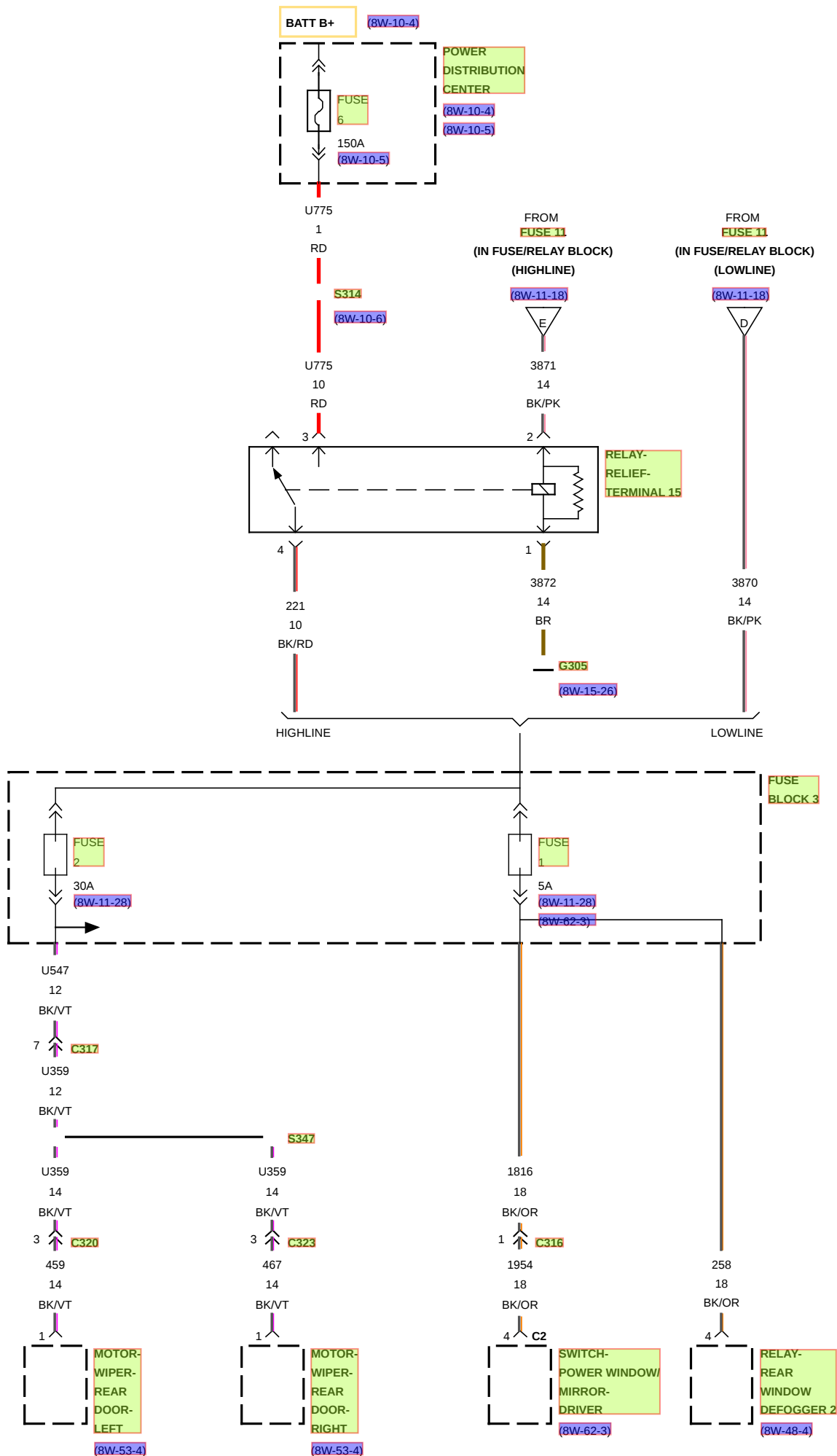
CAVITY	CIRCUIT	FUNCTION
41	2294 12VT/DB	HEADLAMP WASHER RELAY OUTPUT
42	2297 18VT/YL	HEADLAMP WASHER RELAY CONTROL
43	-	-
44	2295 18BR	GROUND
45	2296 12RD/YL	FUSED B(+)

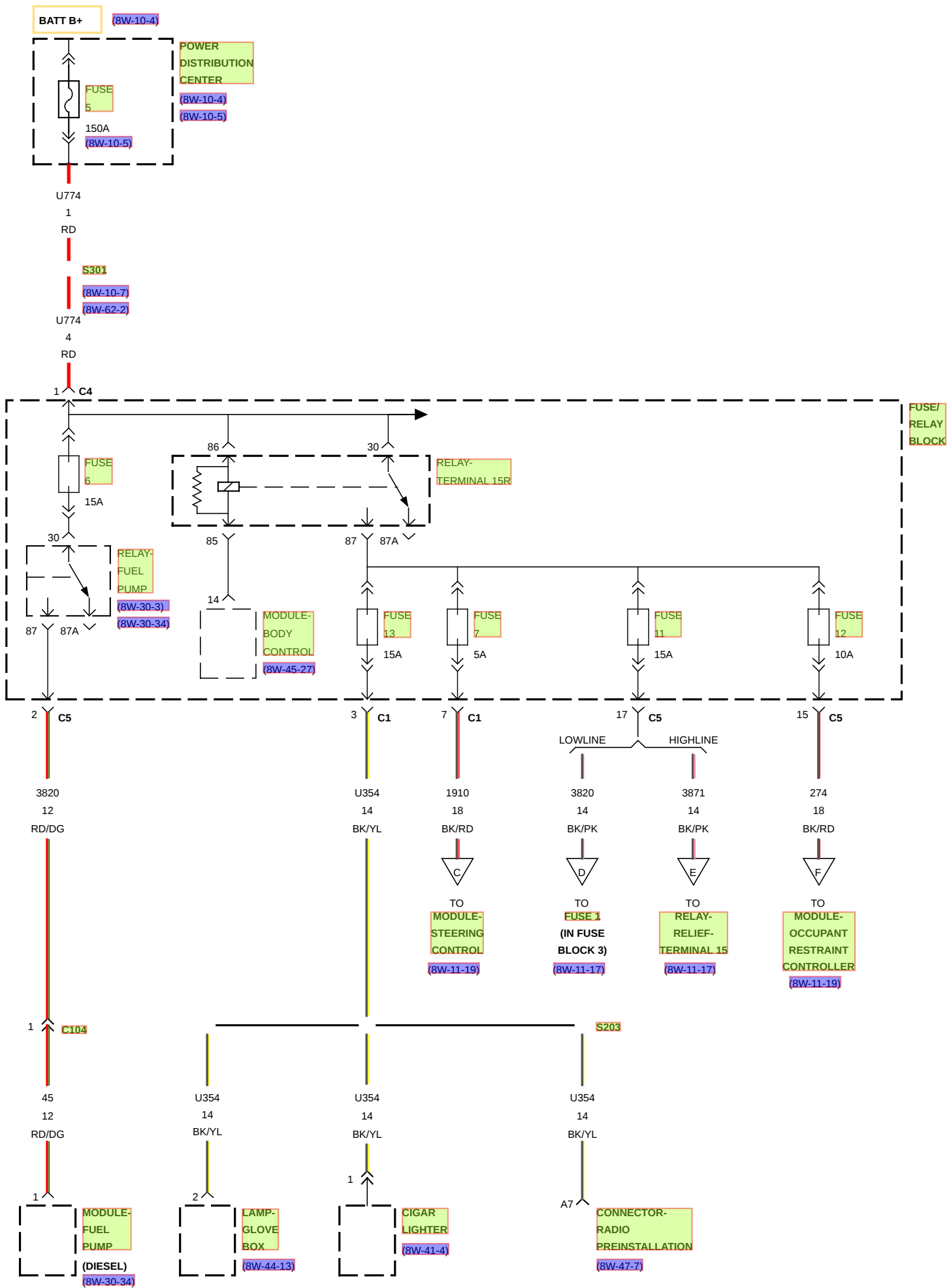
RELAY-  
ILLUMINATION

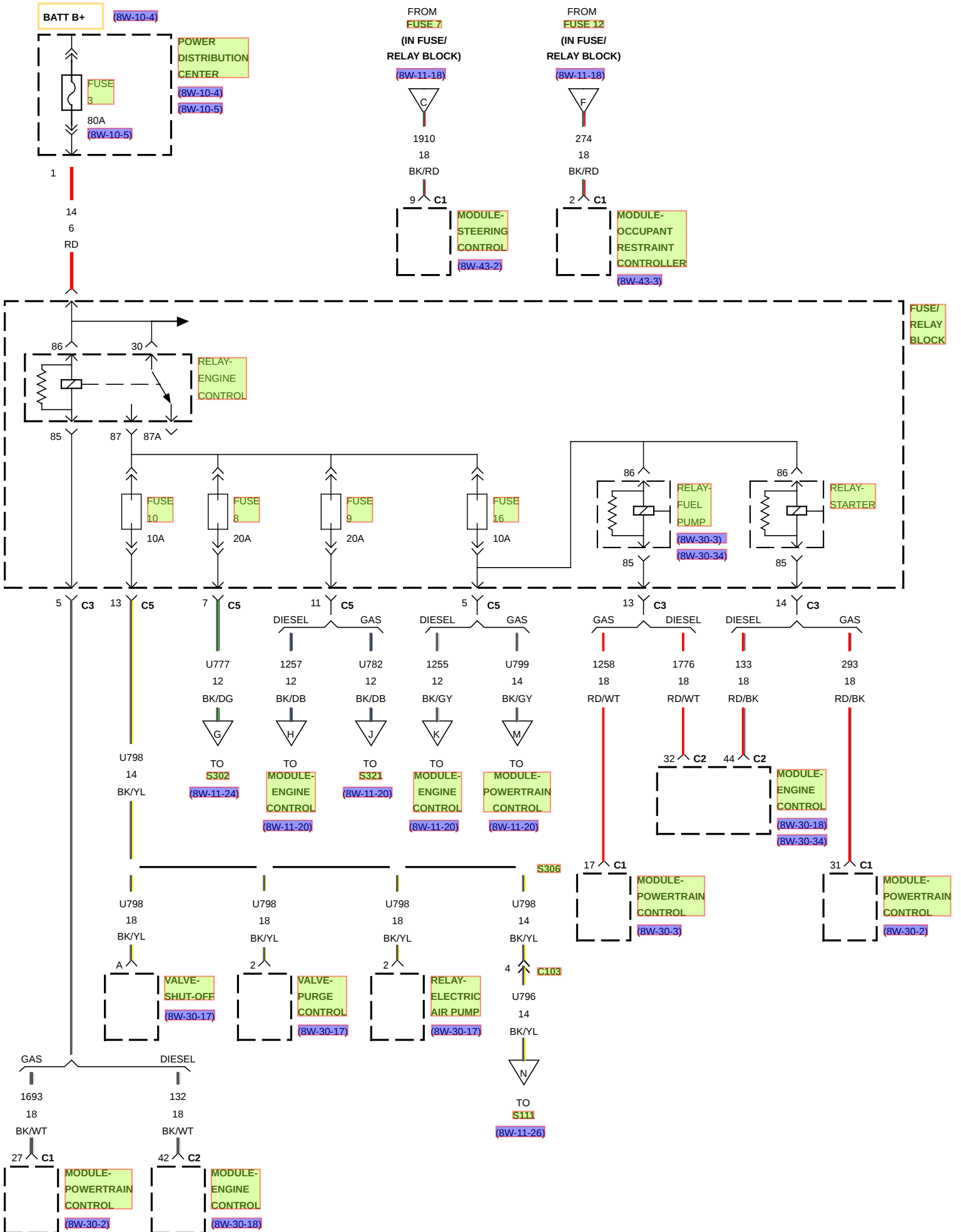
CAVITY	CIRCUIT	FUNCTION
31	3160 18GY/BR	-
	3409 18BR/DG	-
	4553 18GY/BR	-
32	3159 18DB/RD	ILLUMINATION RELAY CONTROL
	3412 18BK/VT	ILLUMINATION RELAY CONTROL
	4552 18DB/RD	ILLUMINATION RELAY CONTROL
33	3410 18BR/YL	-
34	3458 18BR	GROUND
	3413 18BR/WT	GROUND
35	3157 18BR	GROUND
	3416 18BR/DB	GROUND

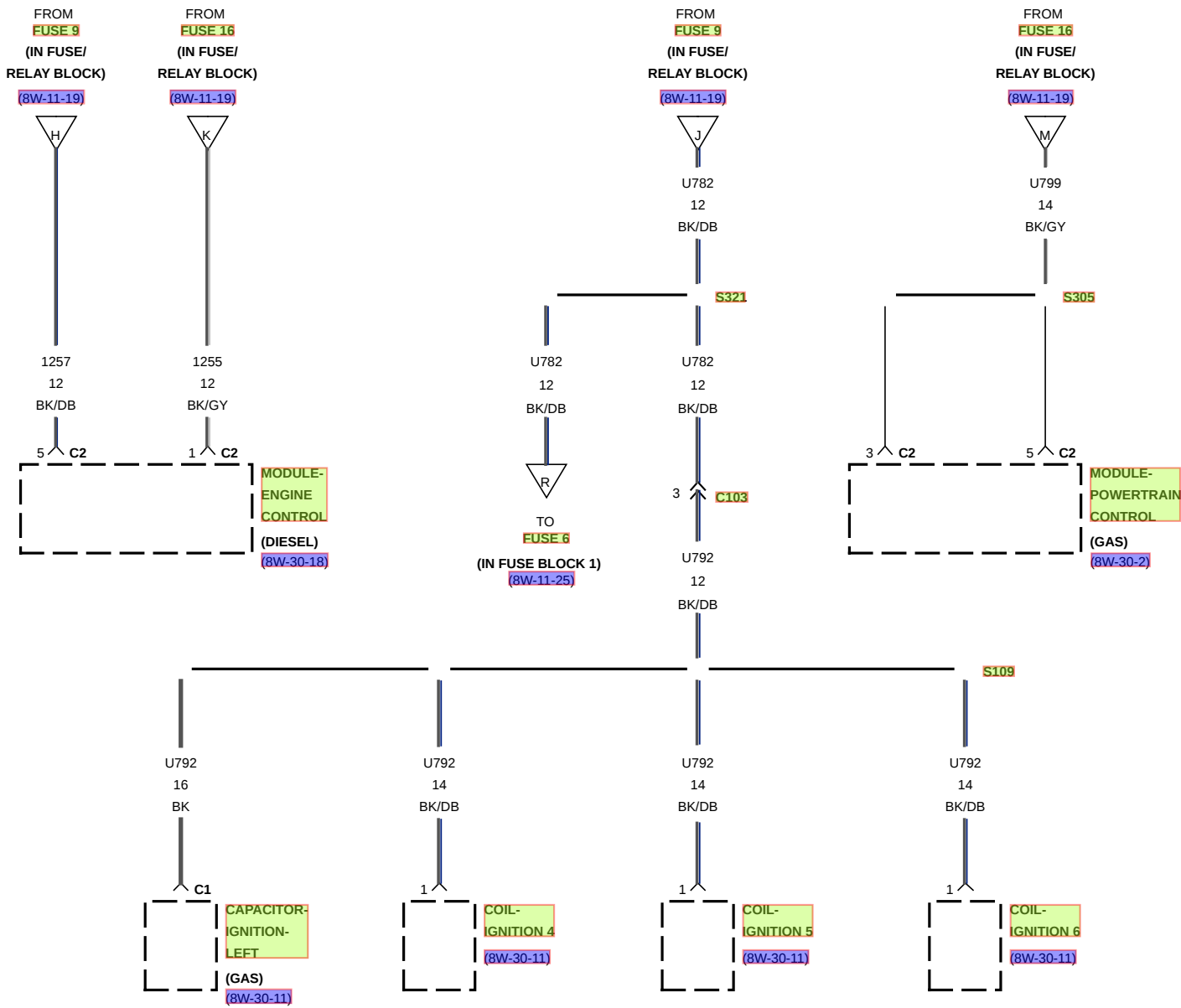


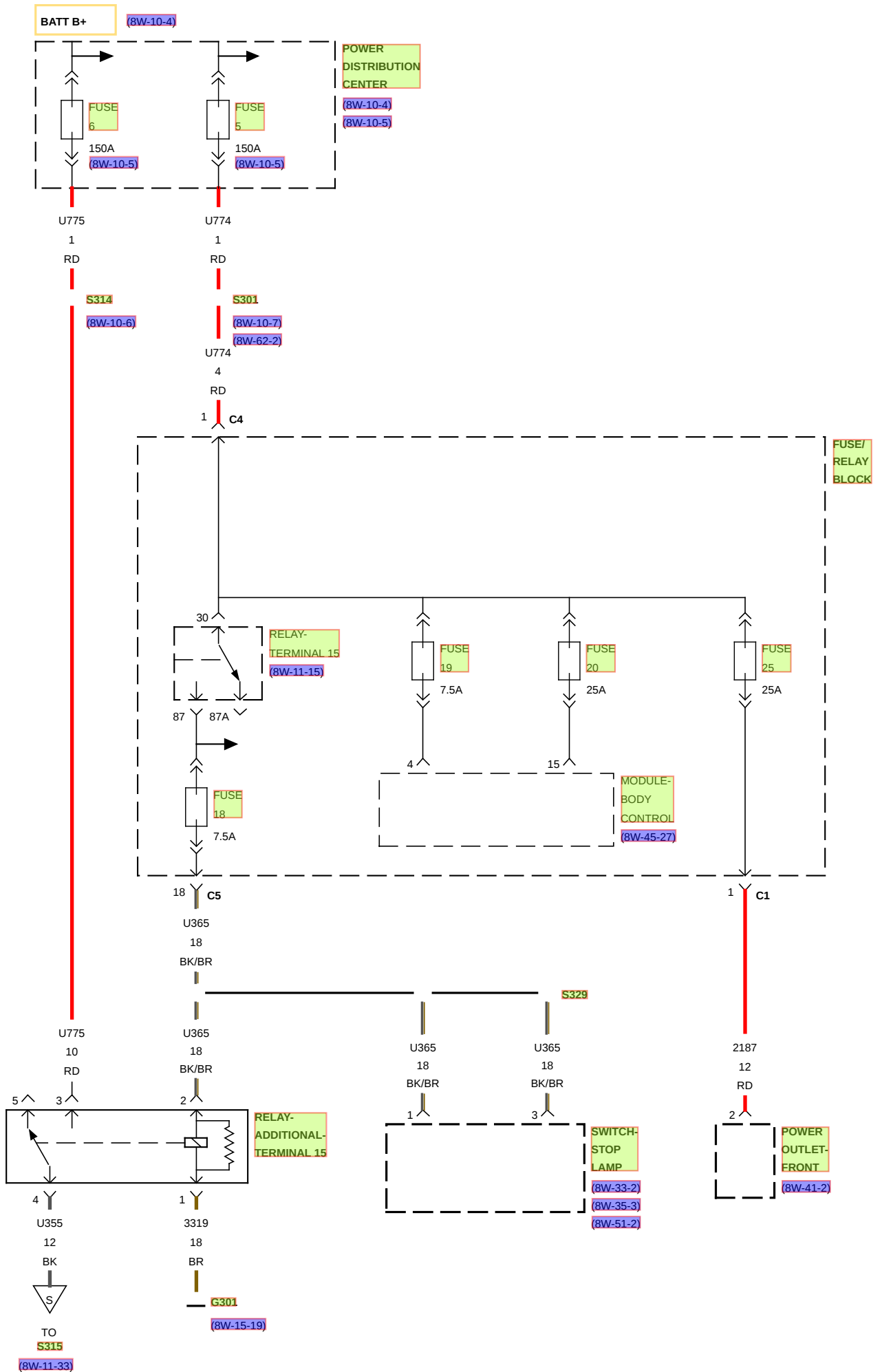




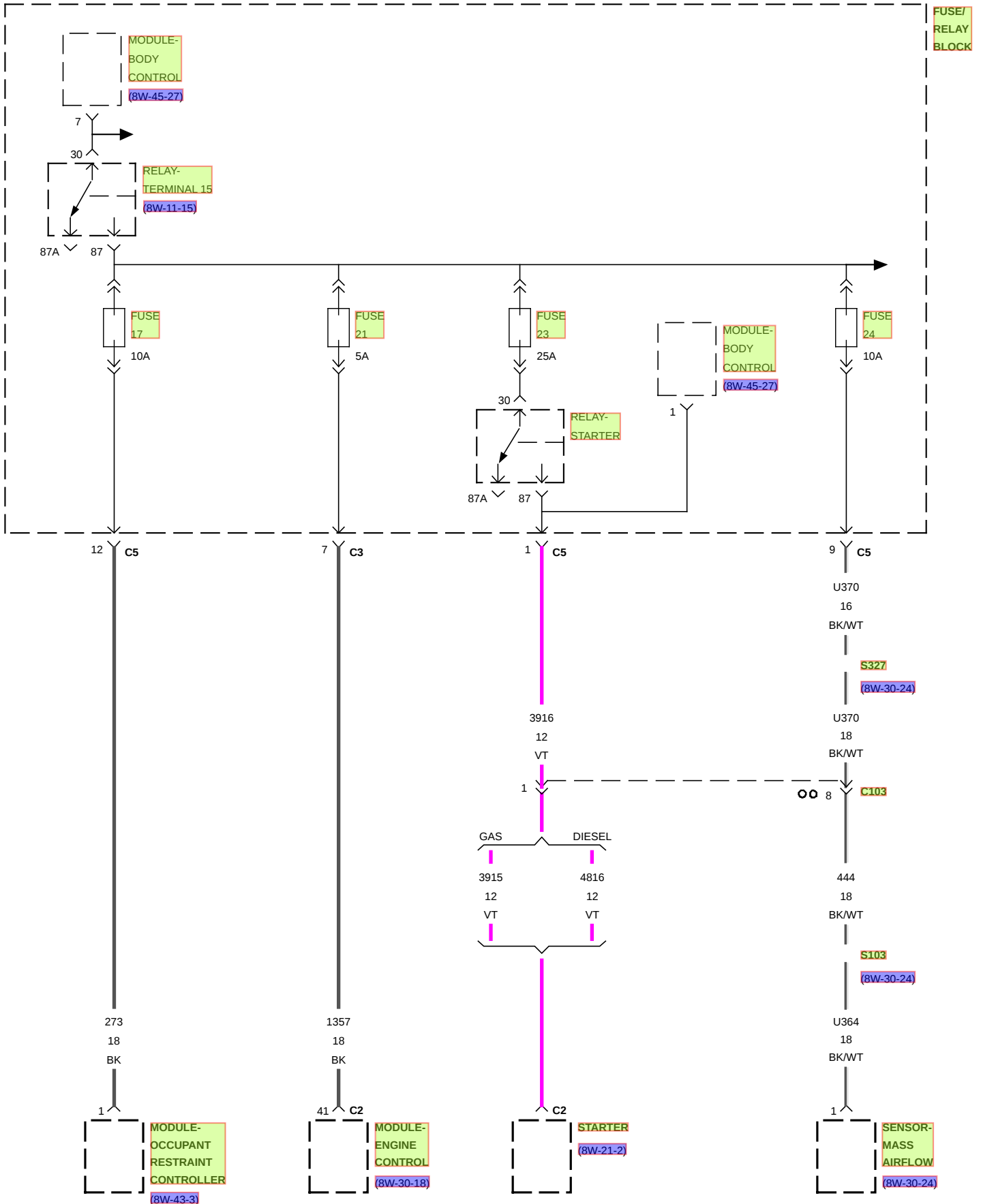


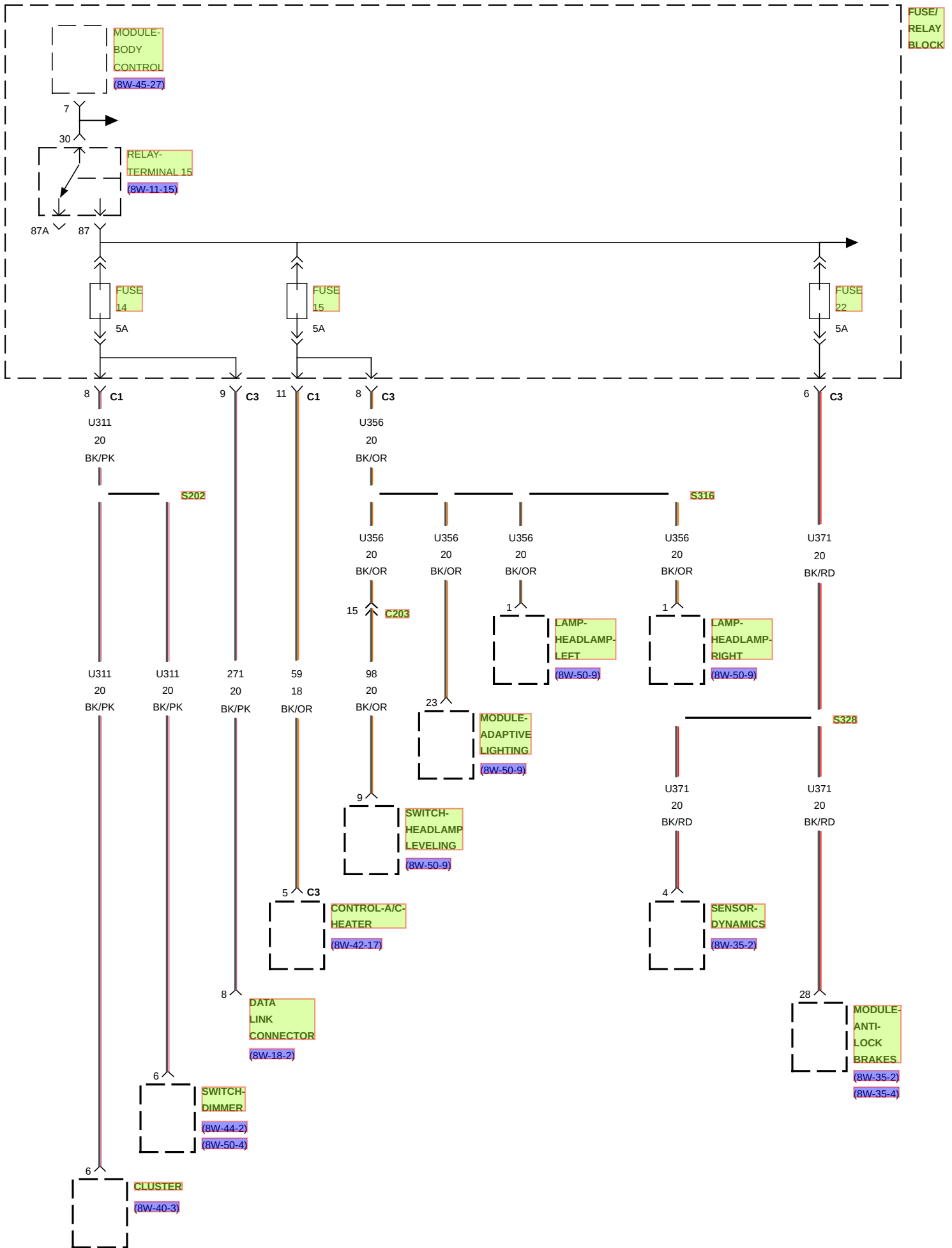






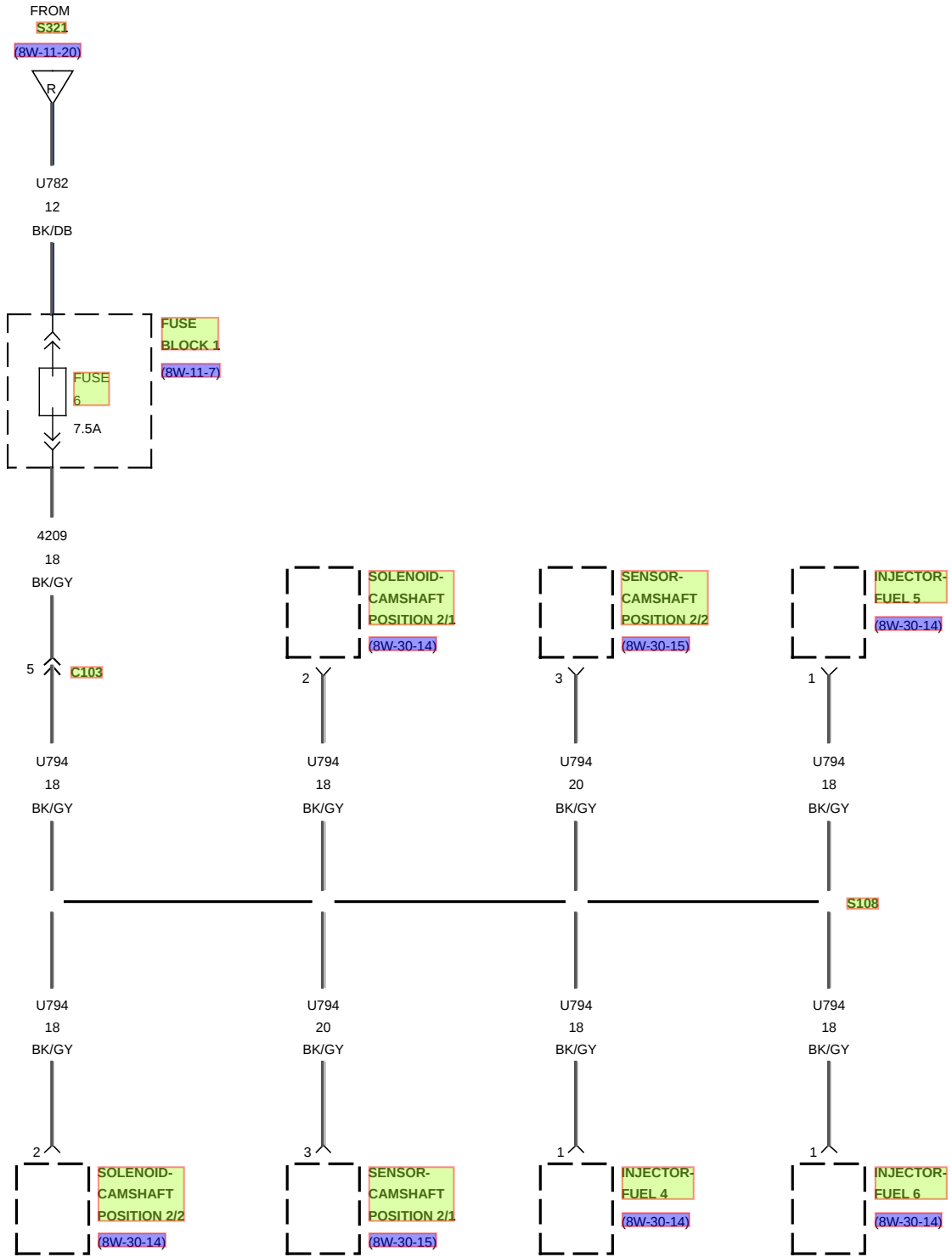


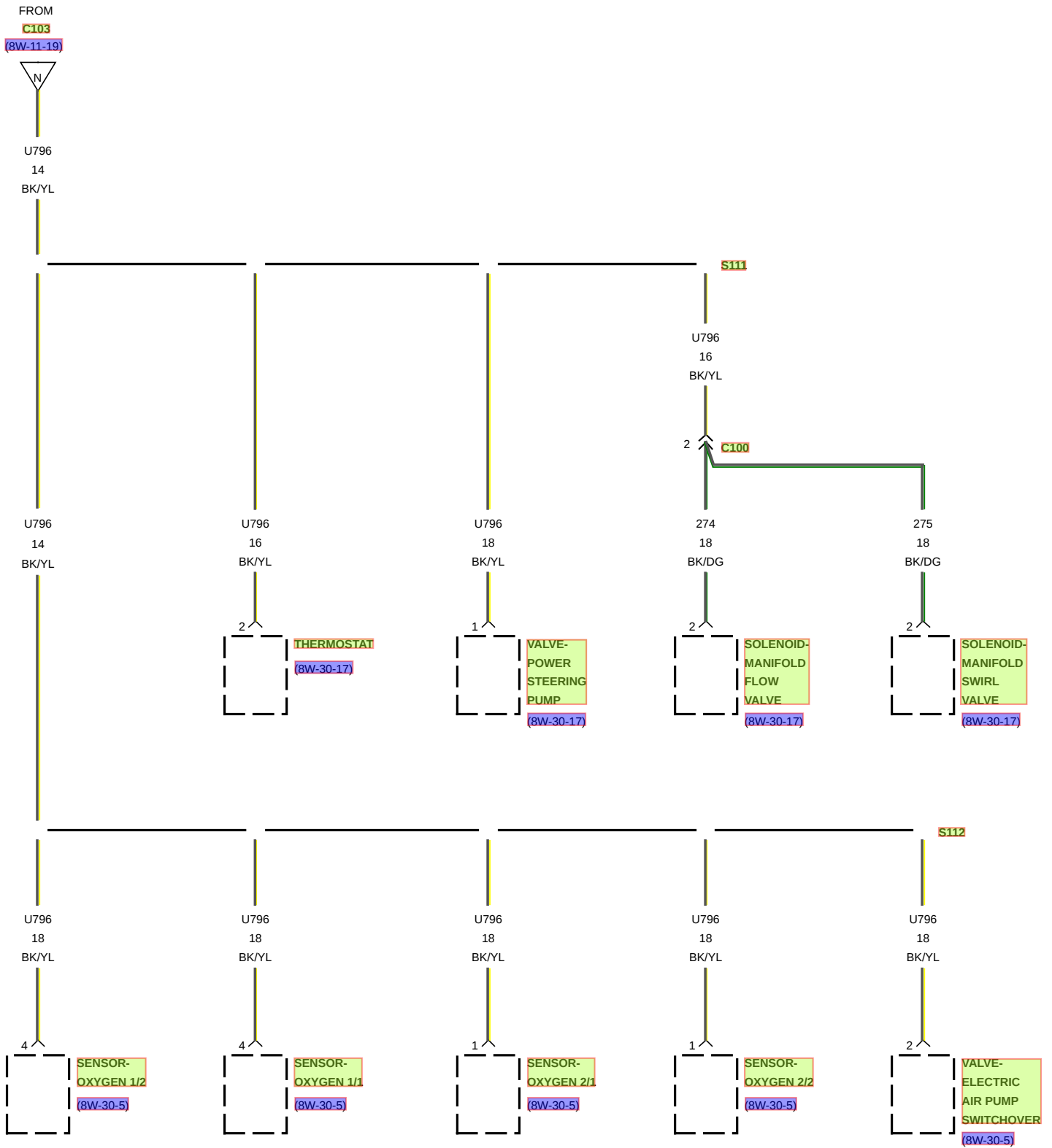




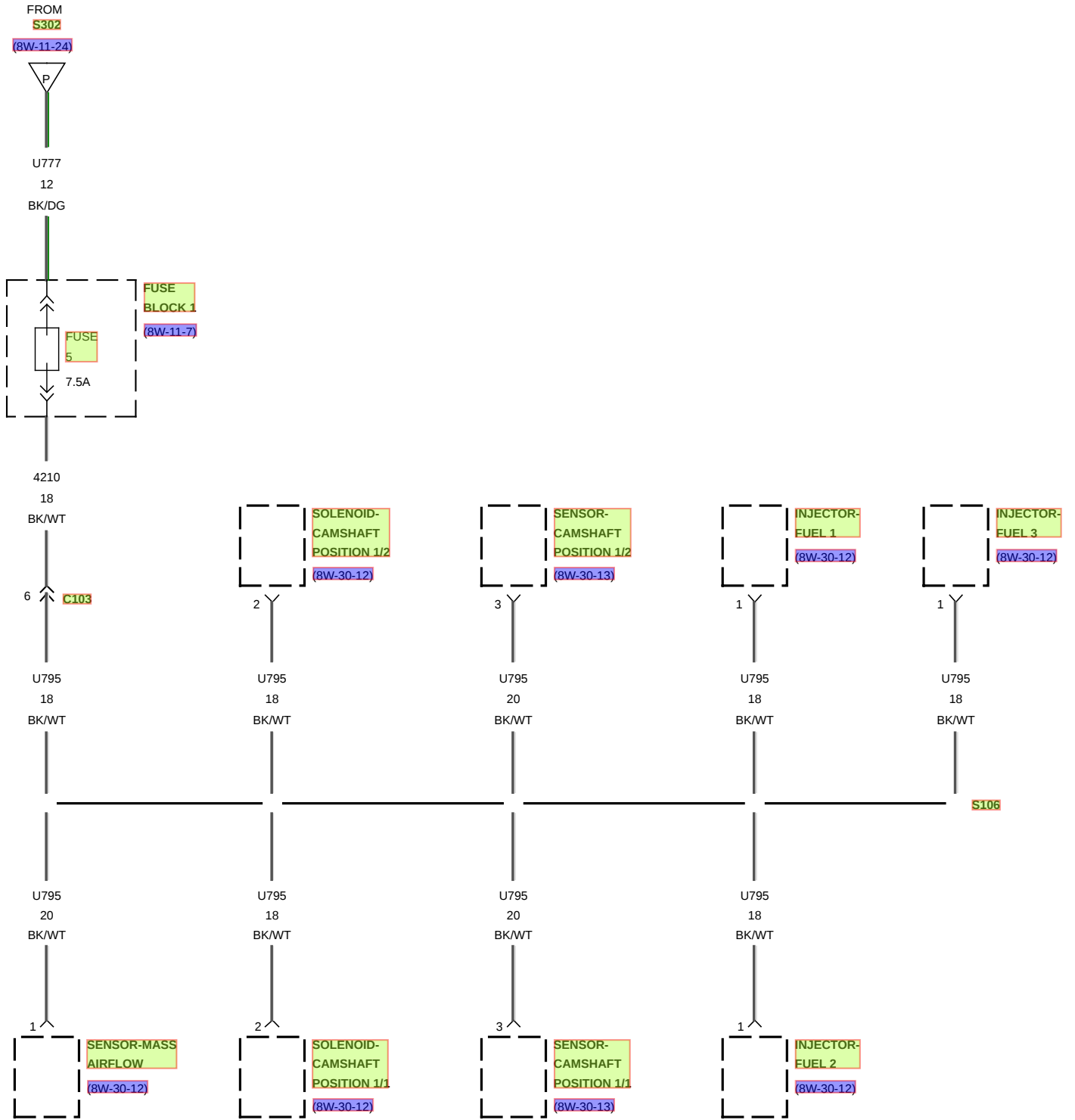


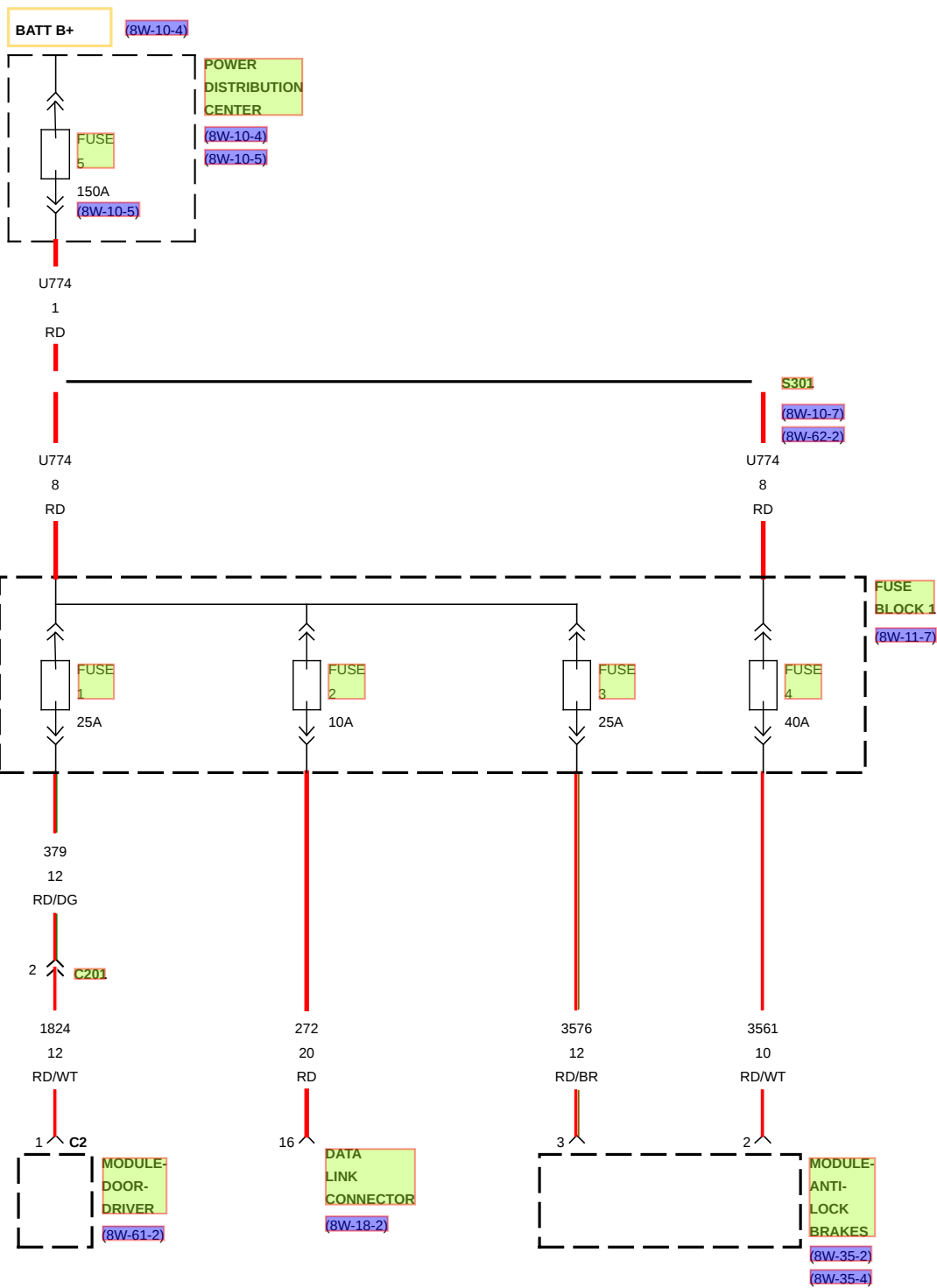
GAS

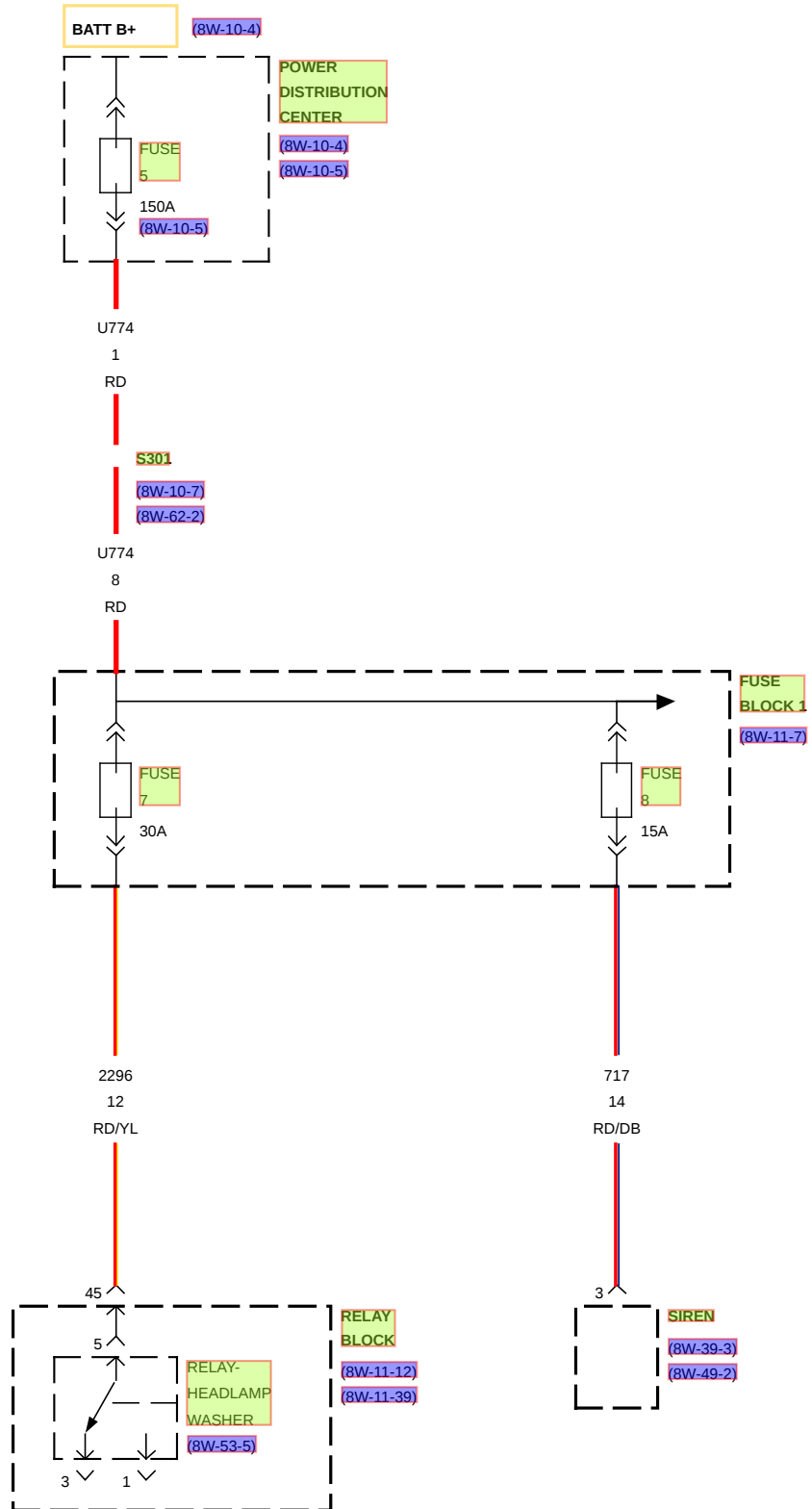




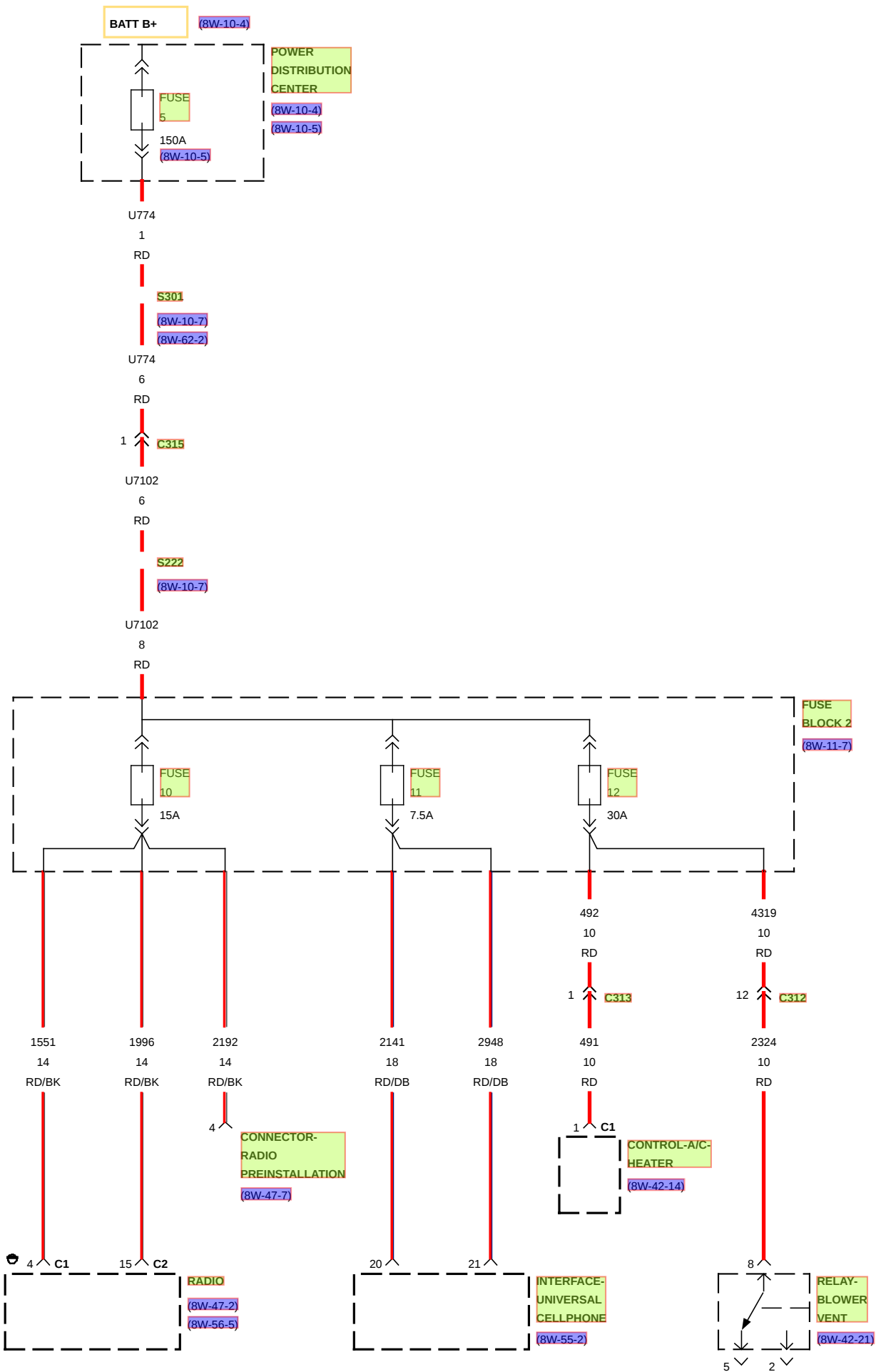
GAS

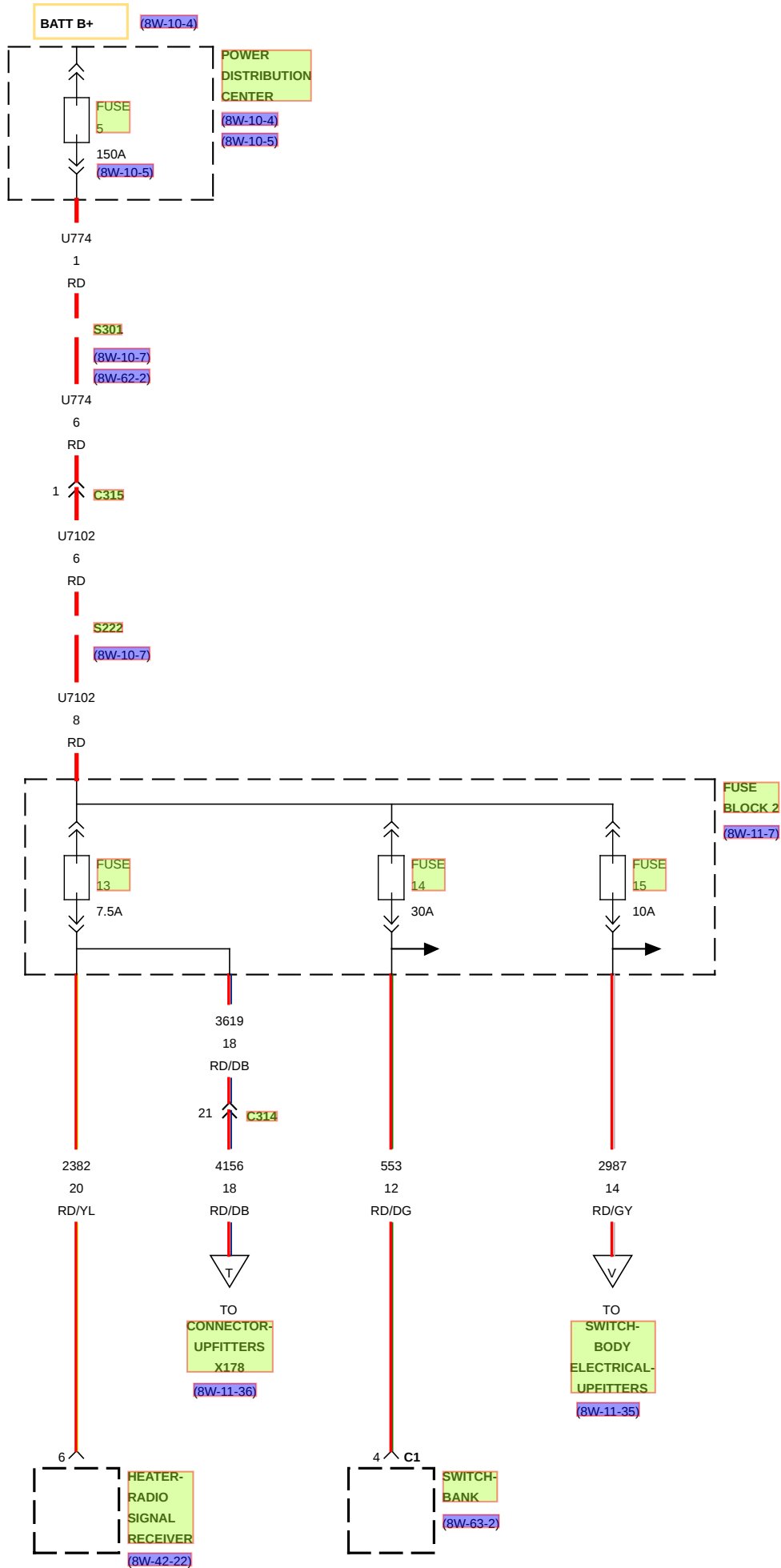


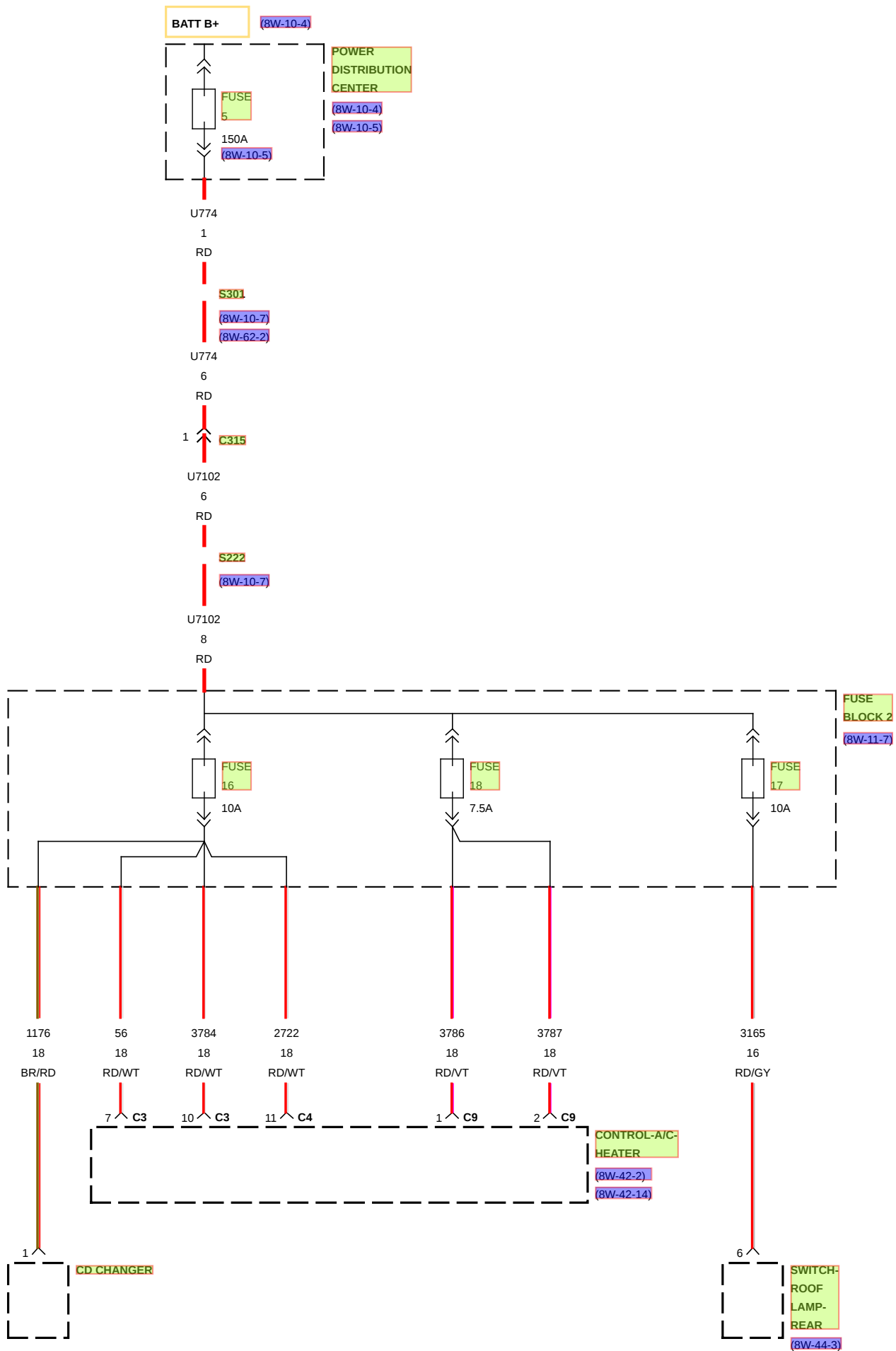


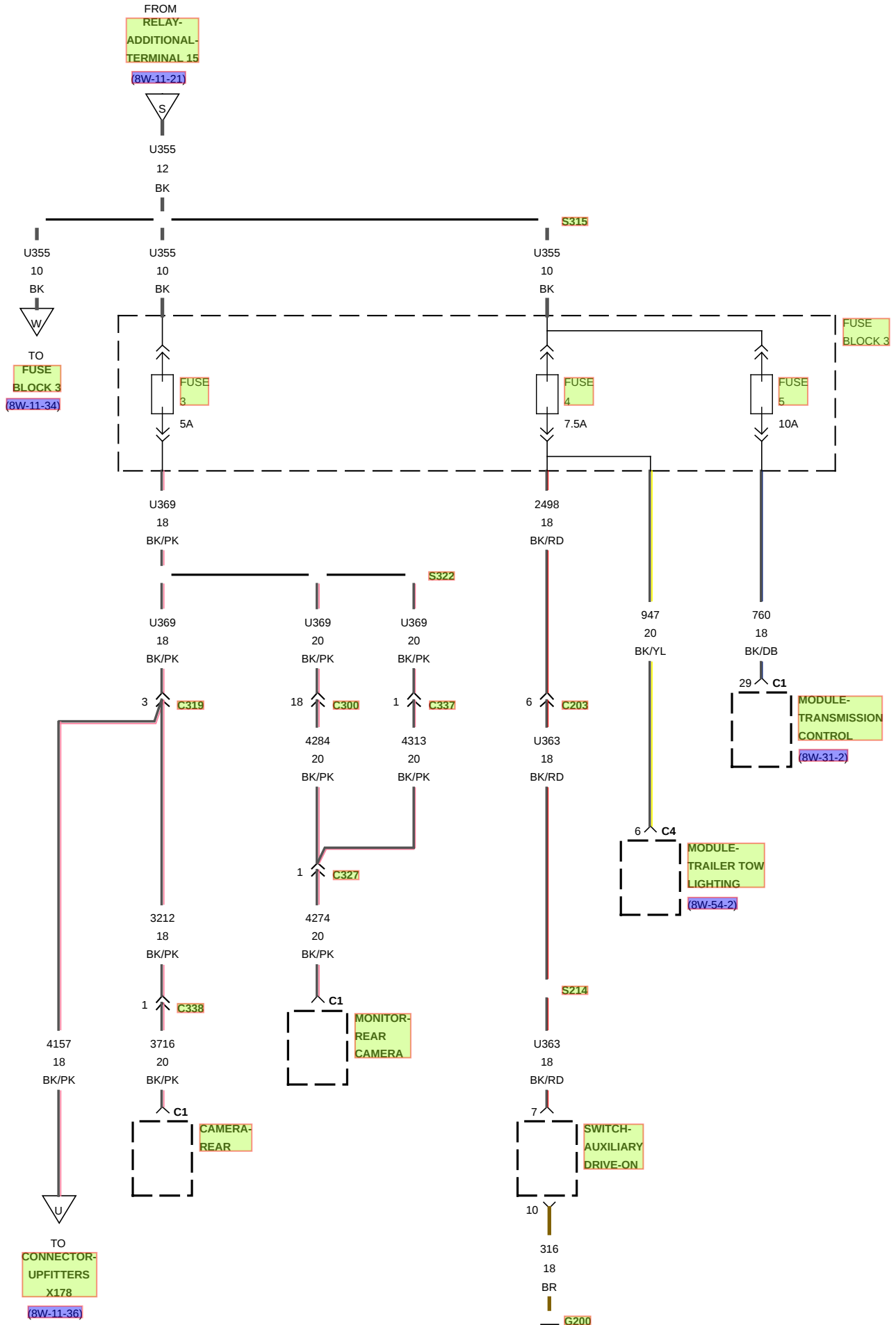


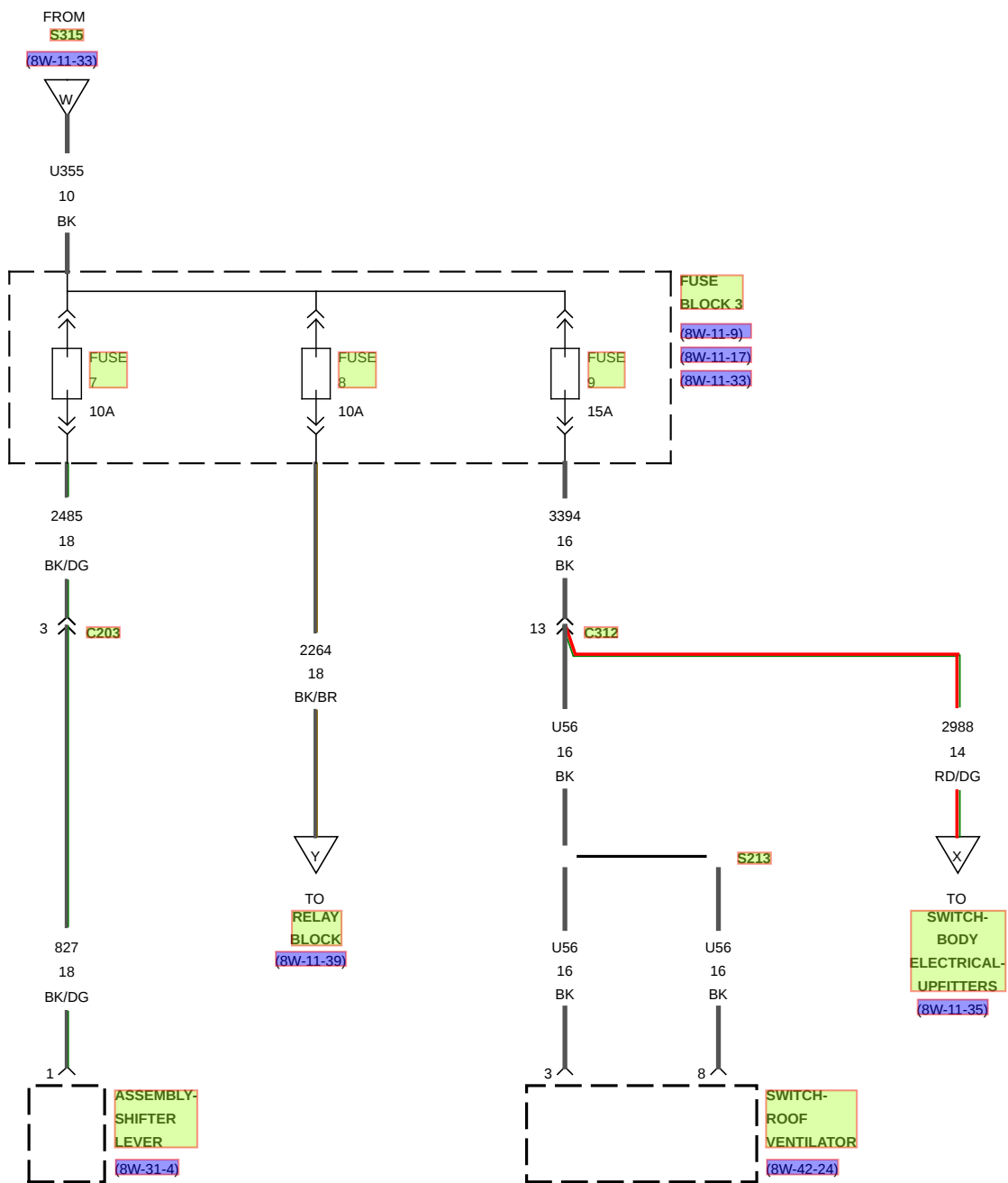


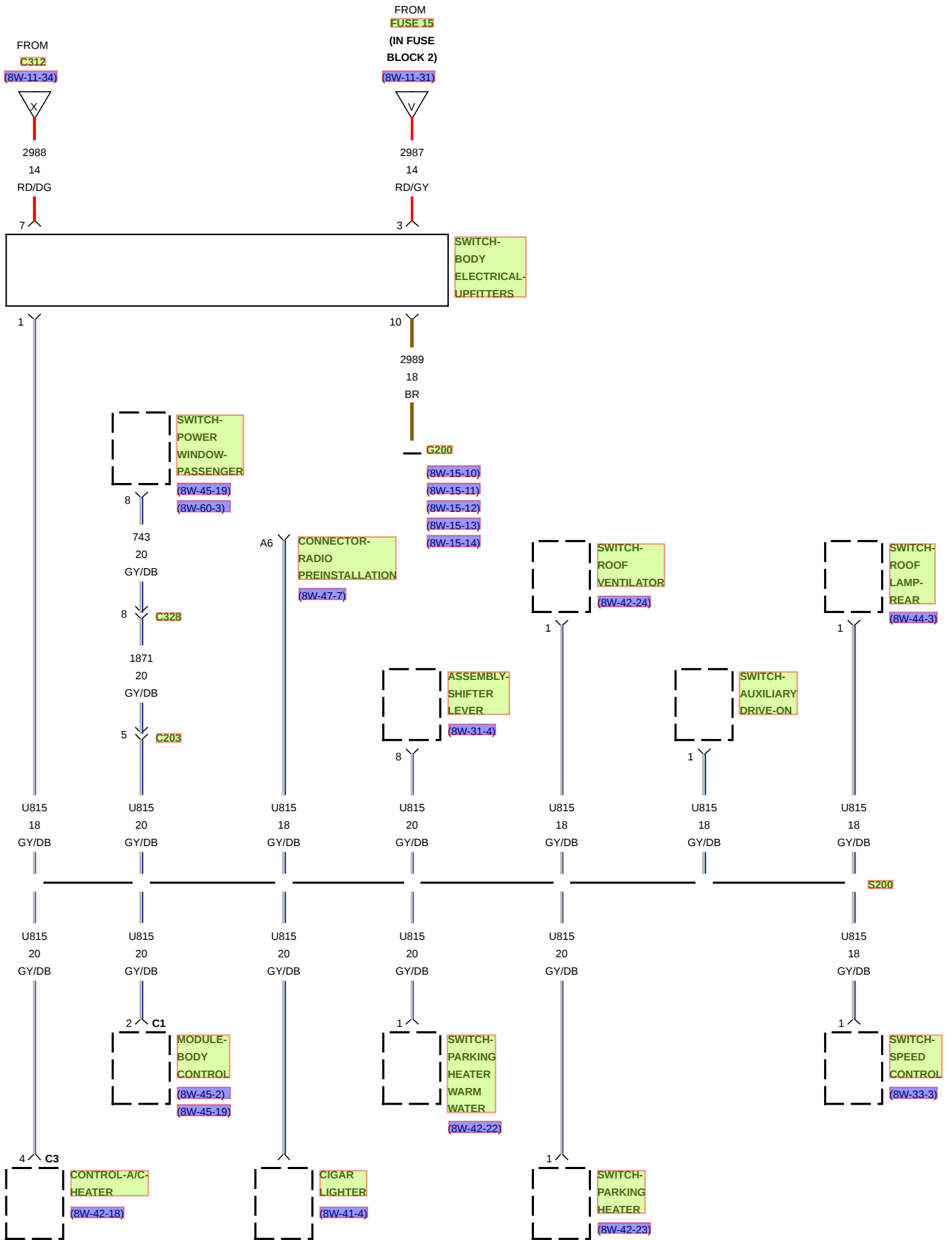


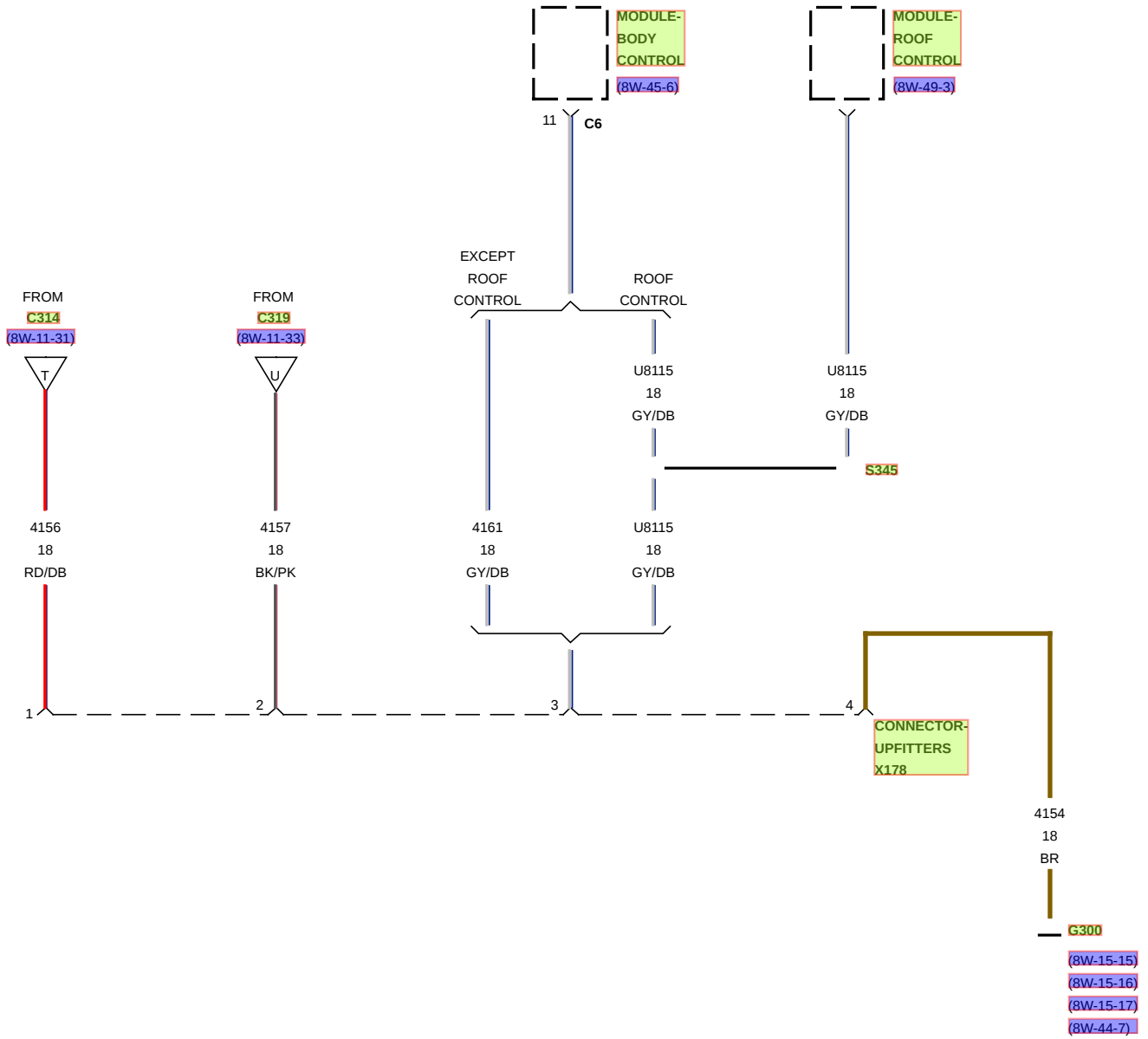


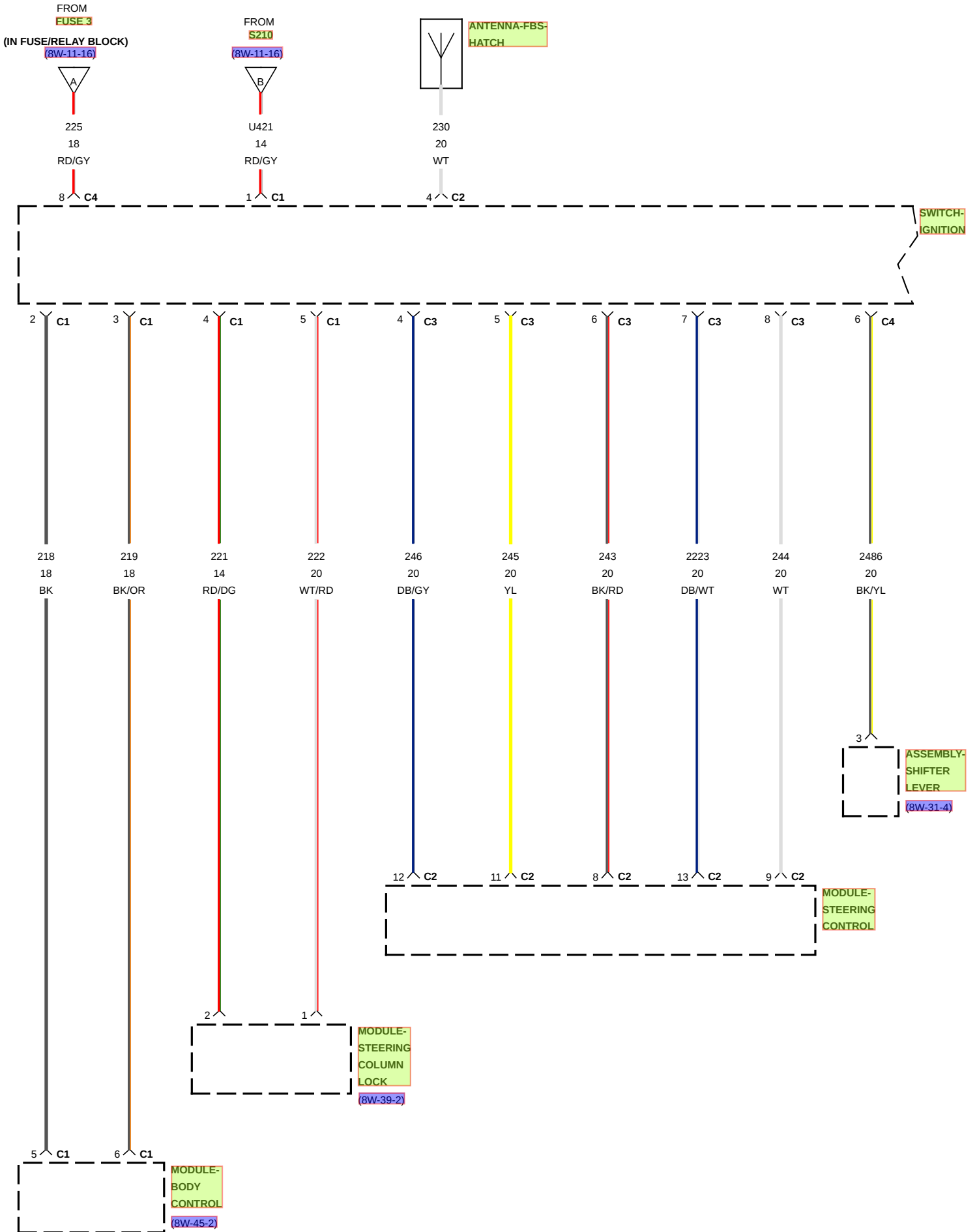




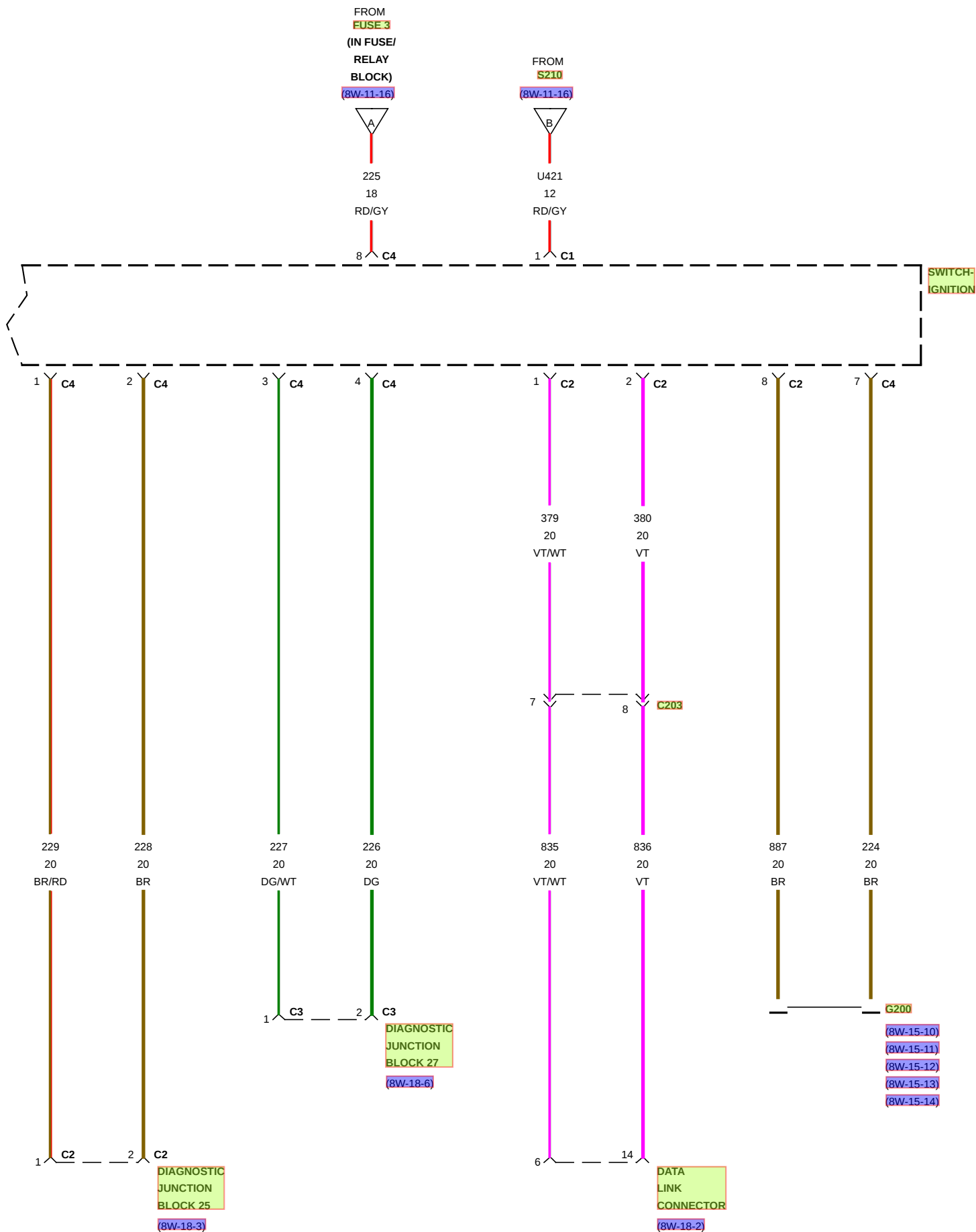


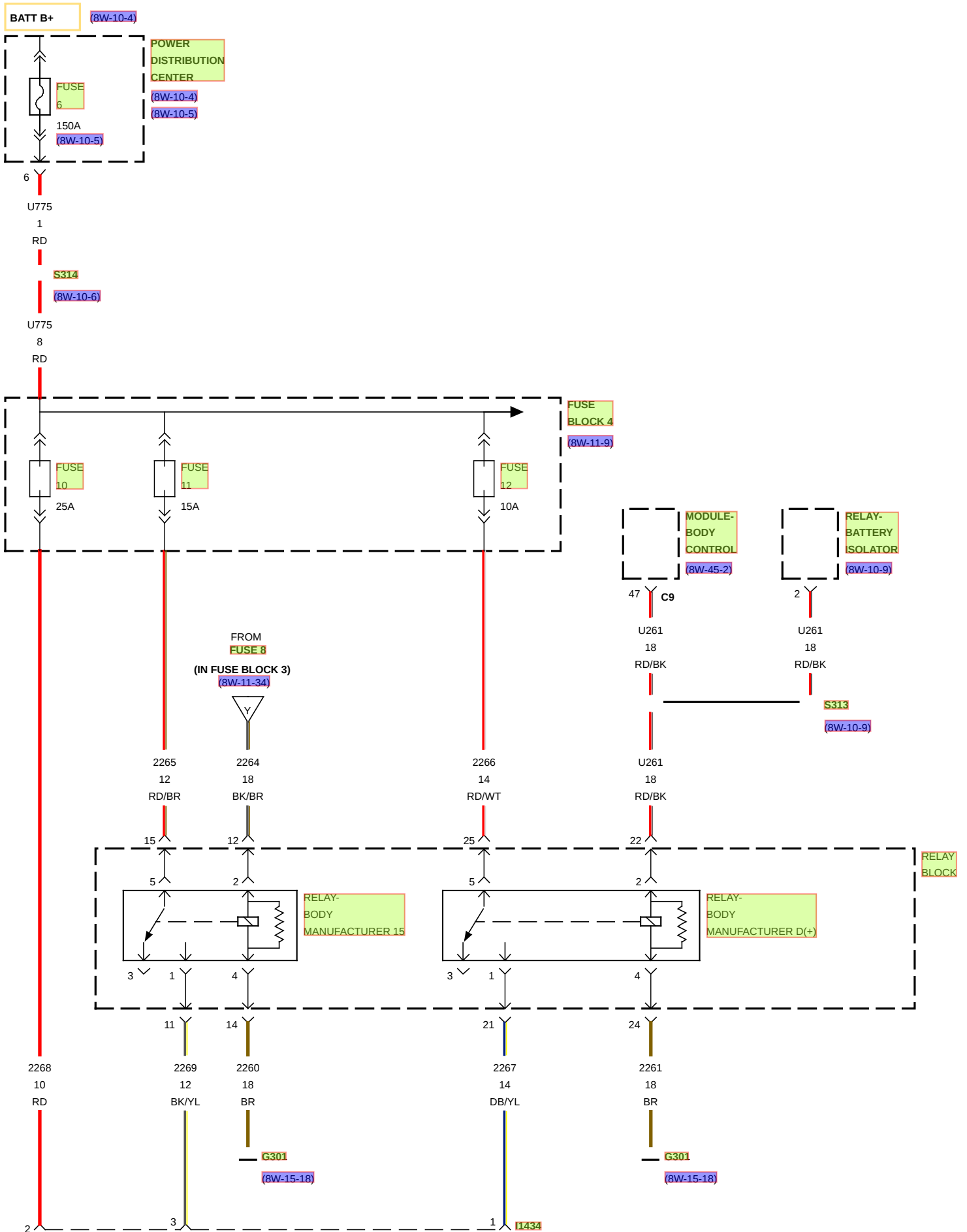


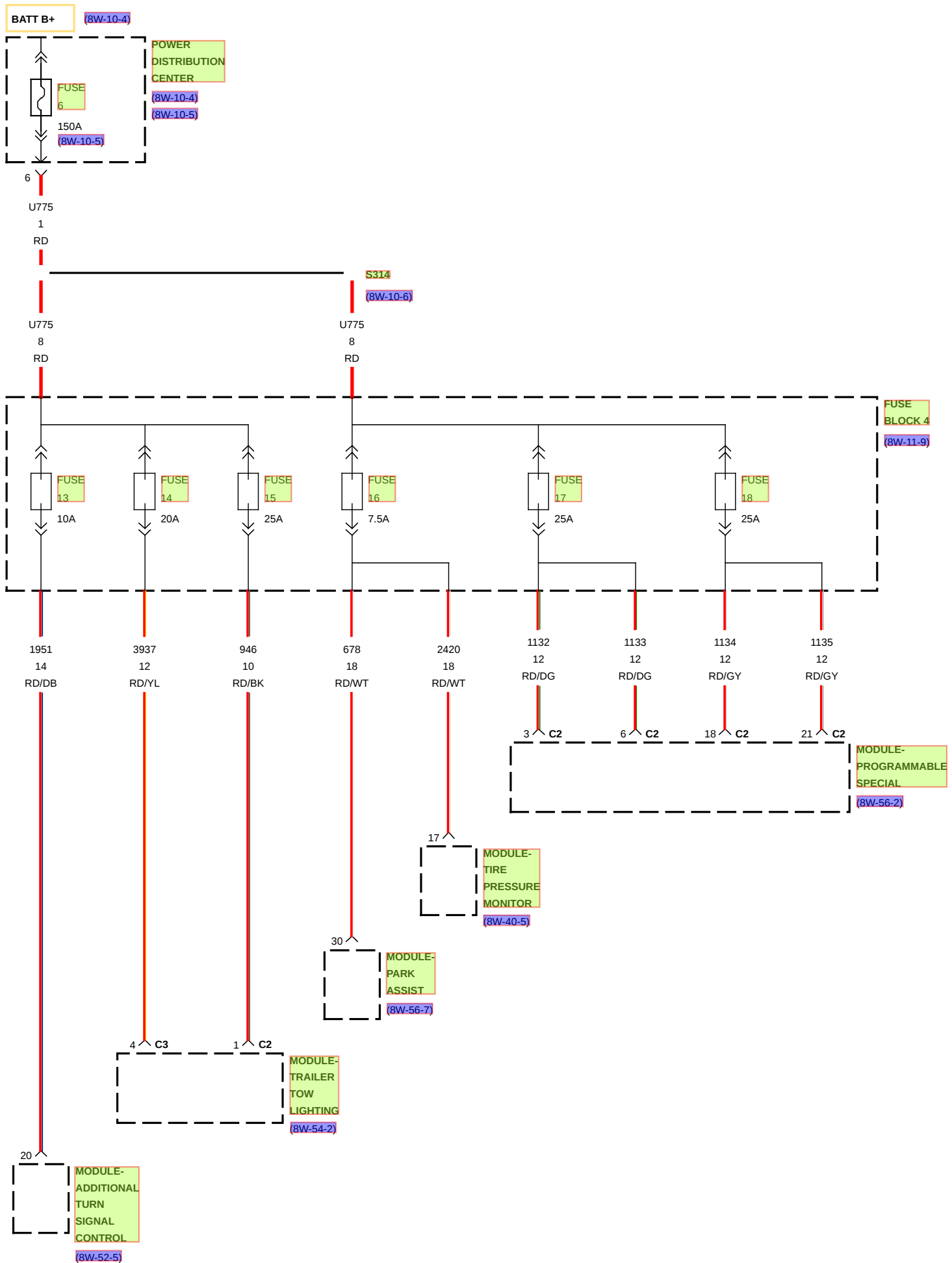




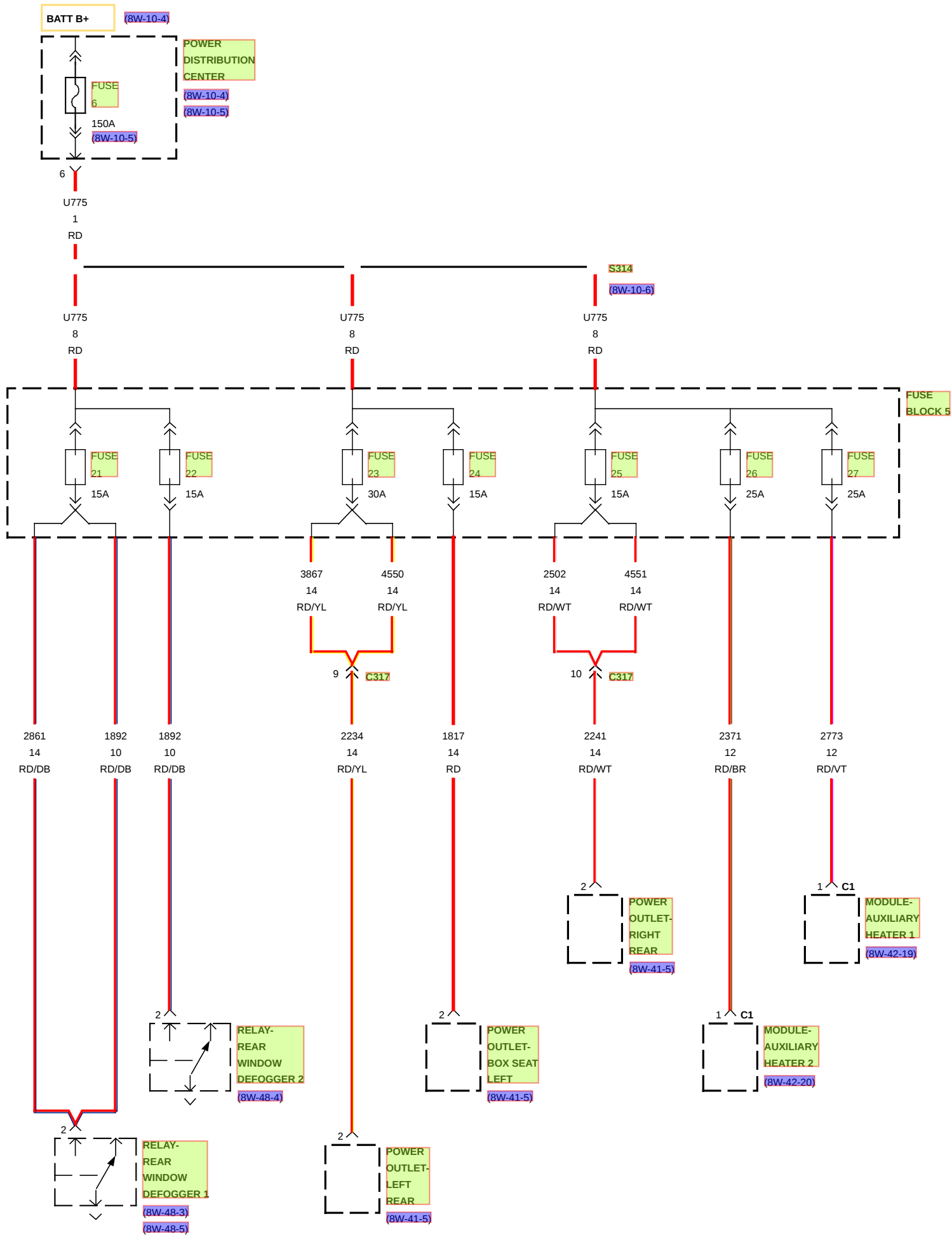


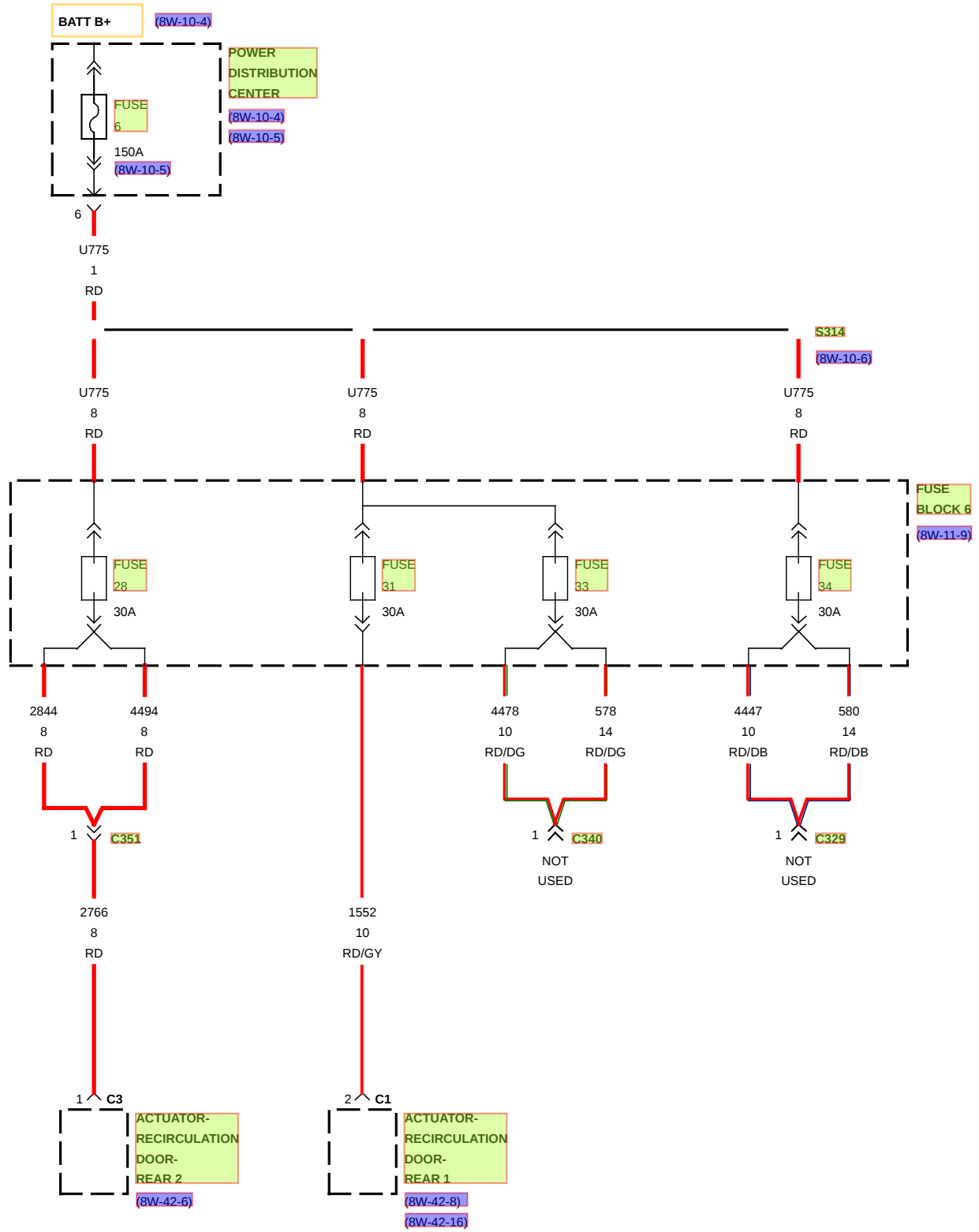


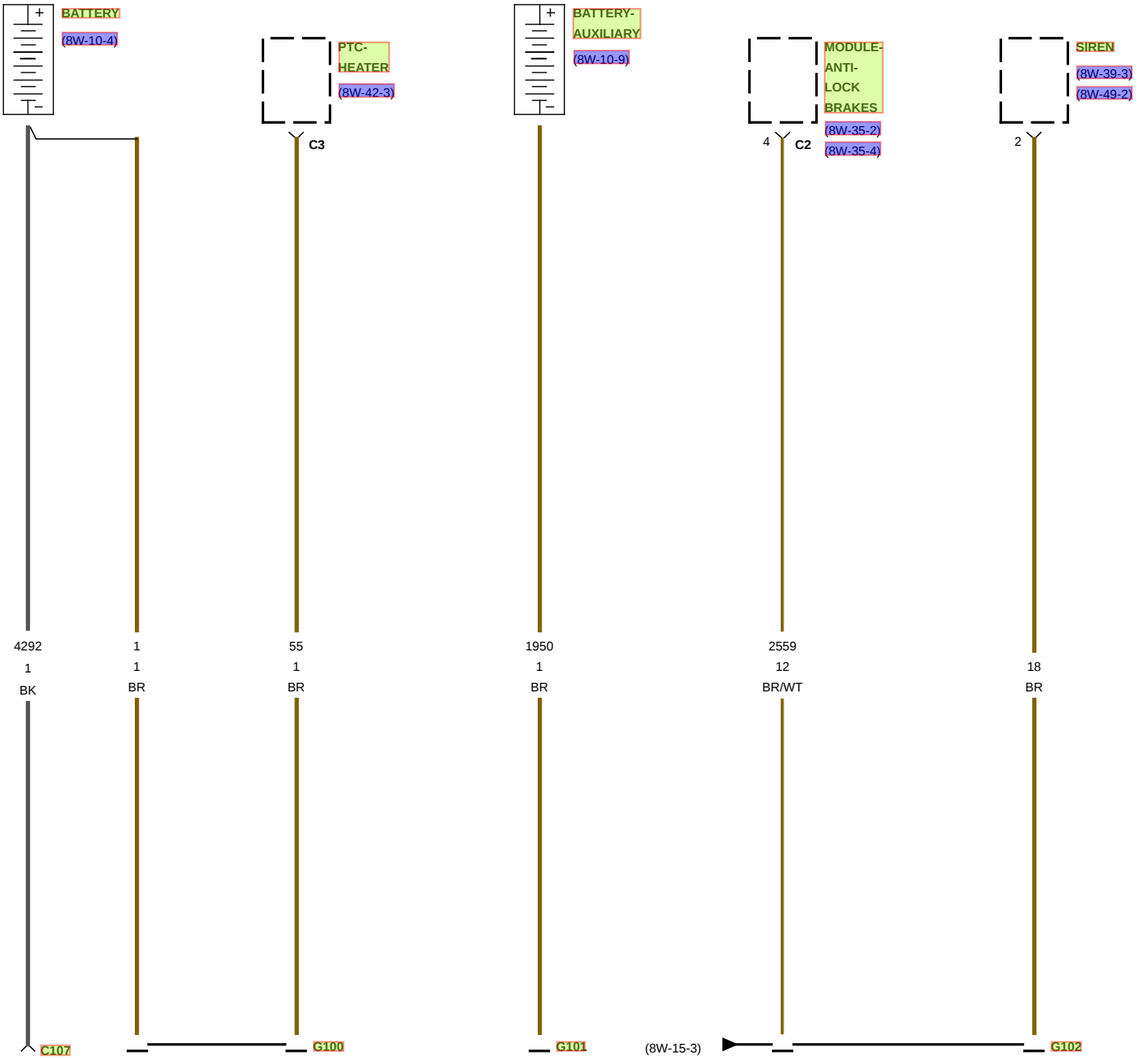


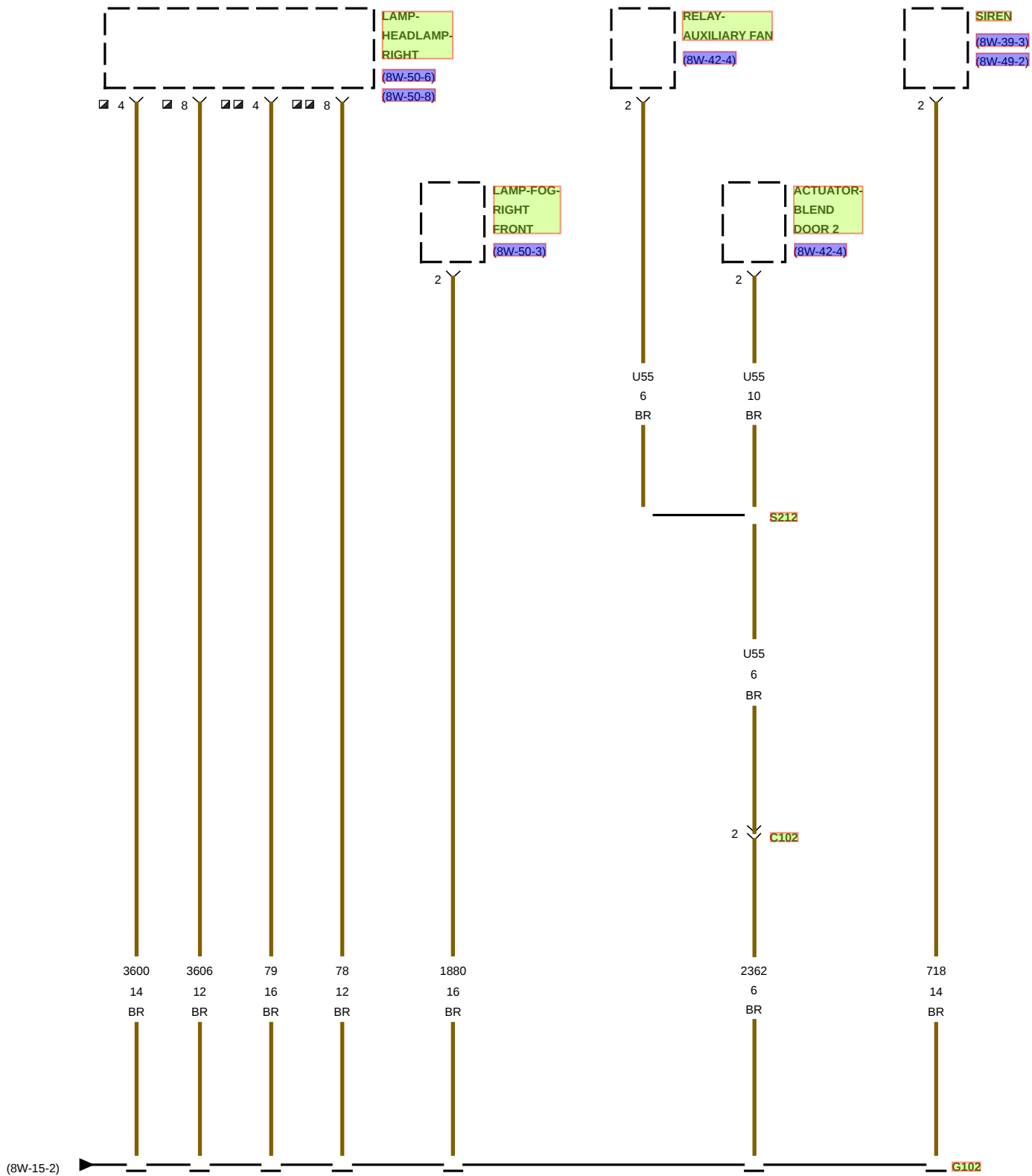






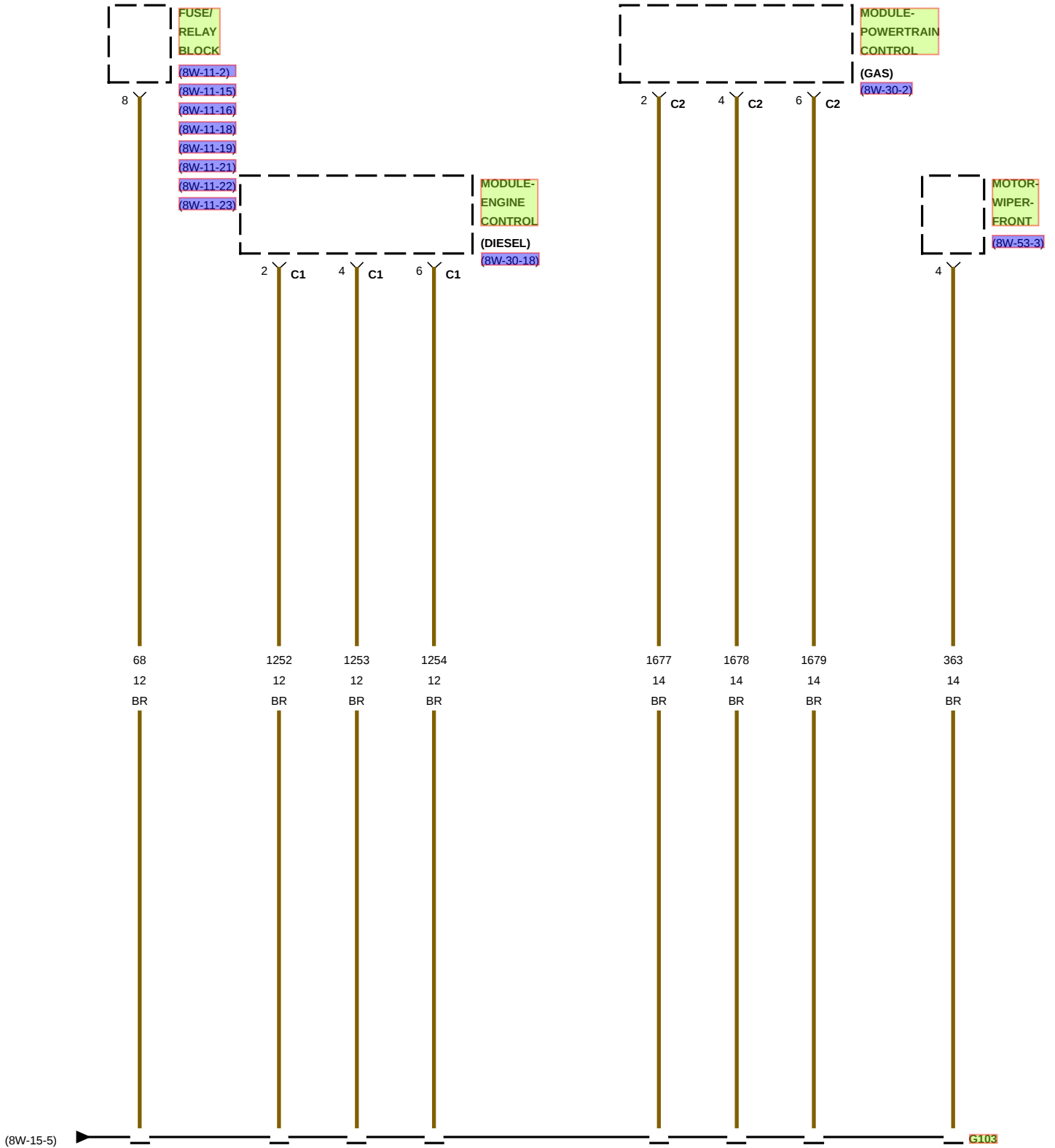


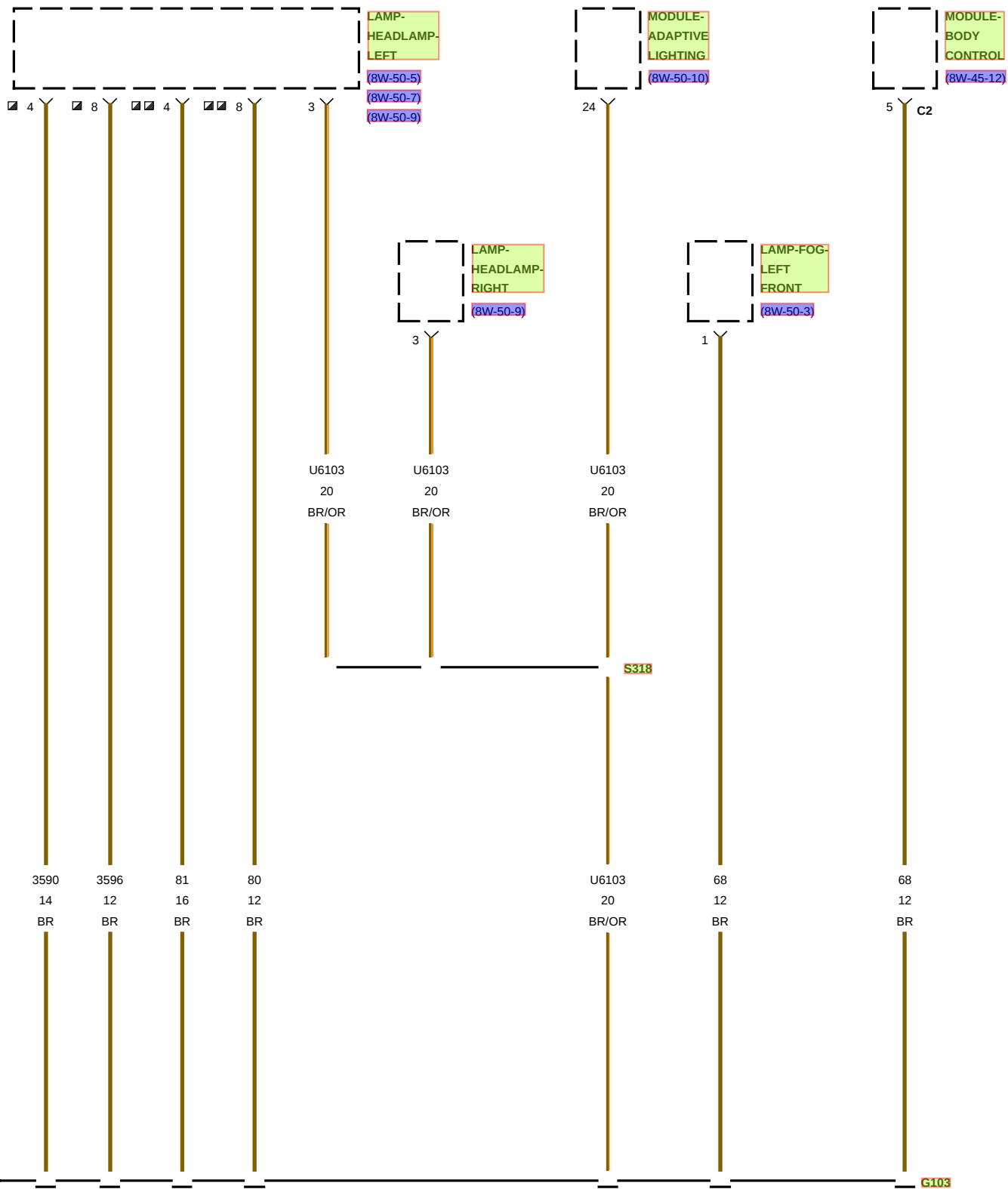




XENON  
 EXCEPT XENON





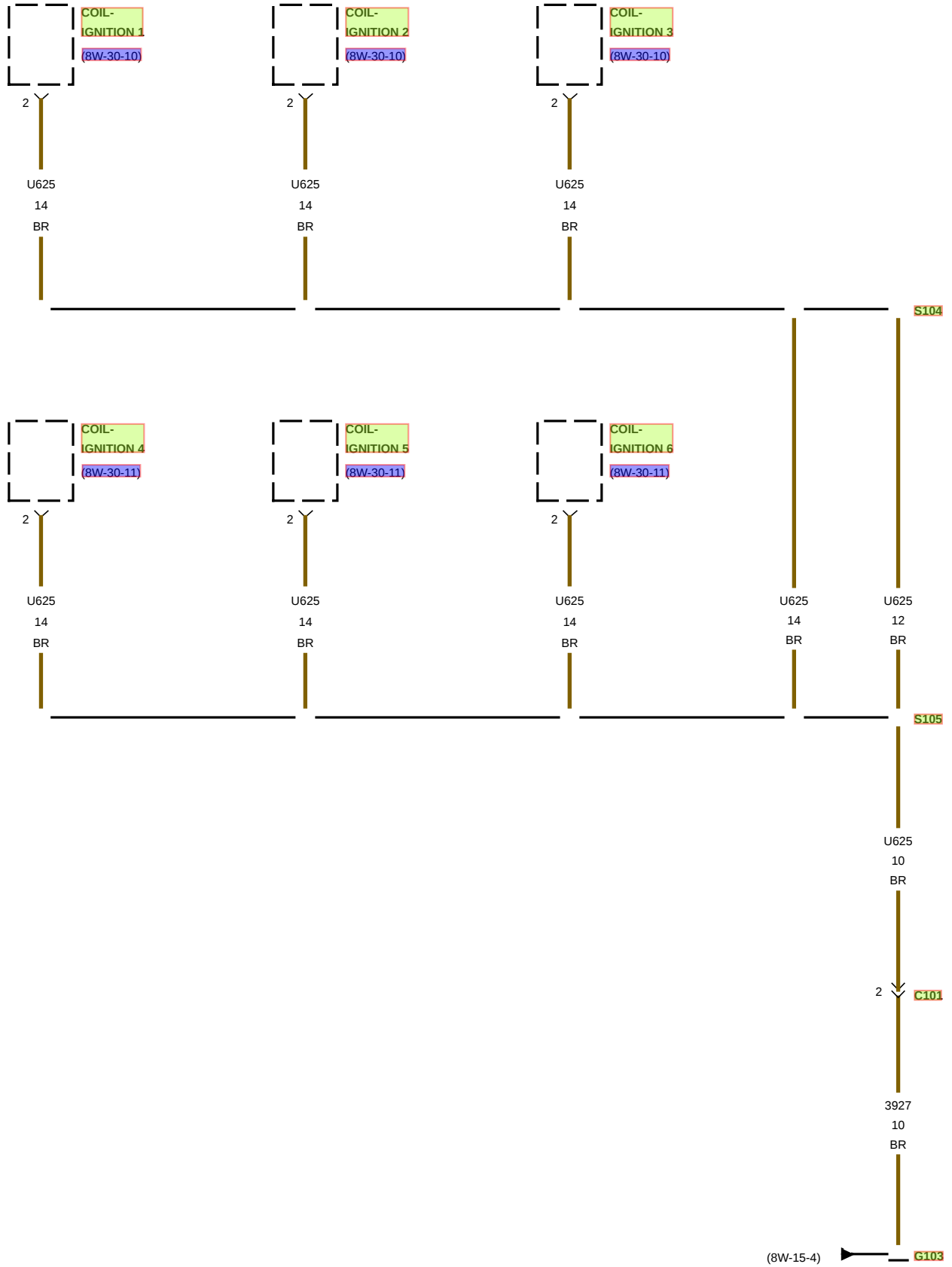


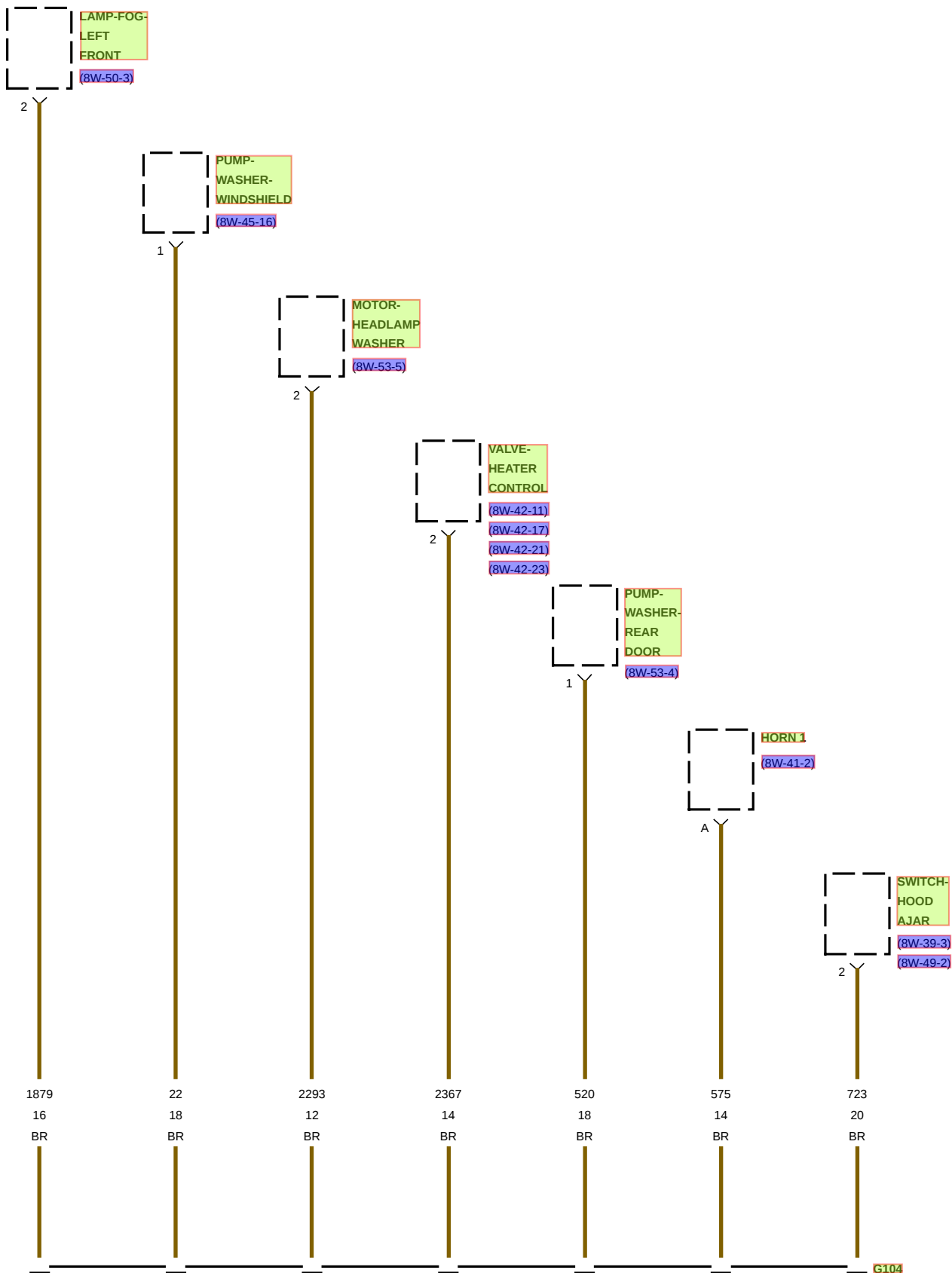
(8W-15-6)

G103

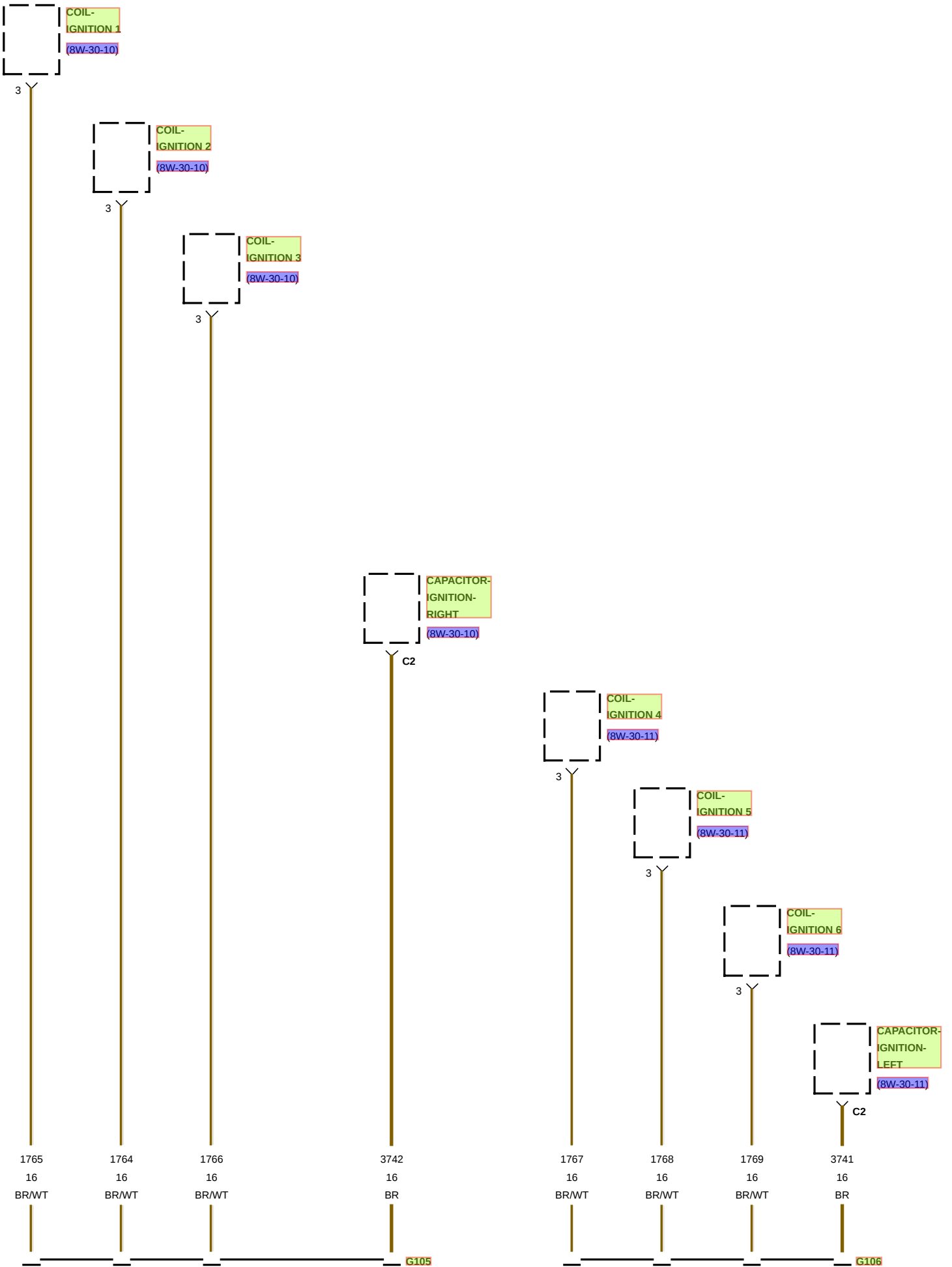
- ☐ XENON
- ☑ EXCEPT XENON

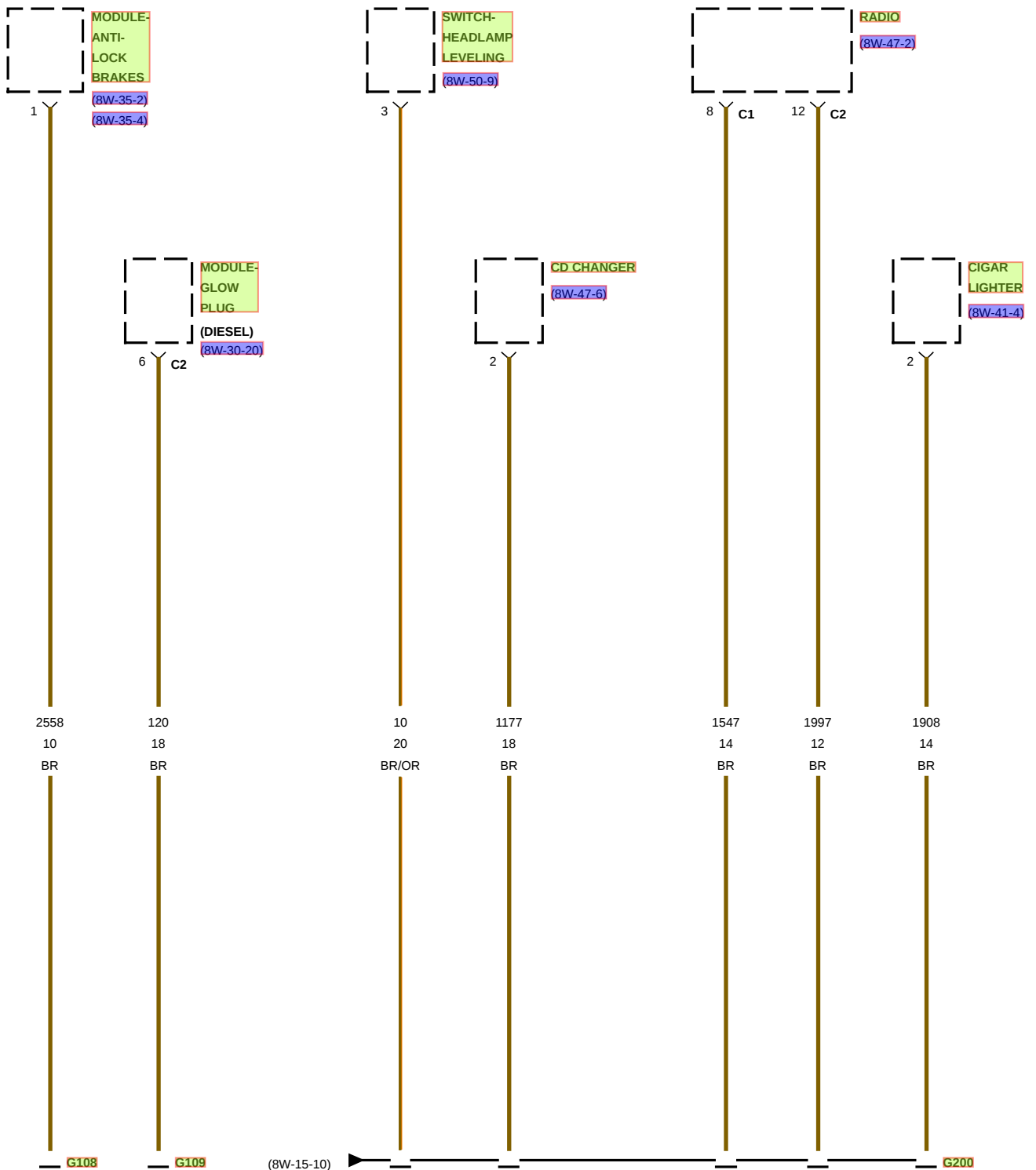
GAS

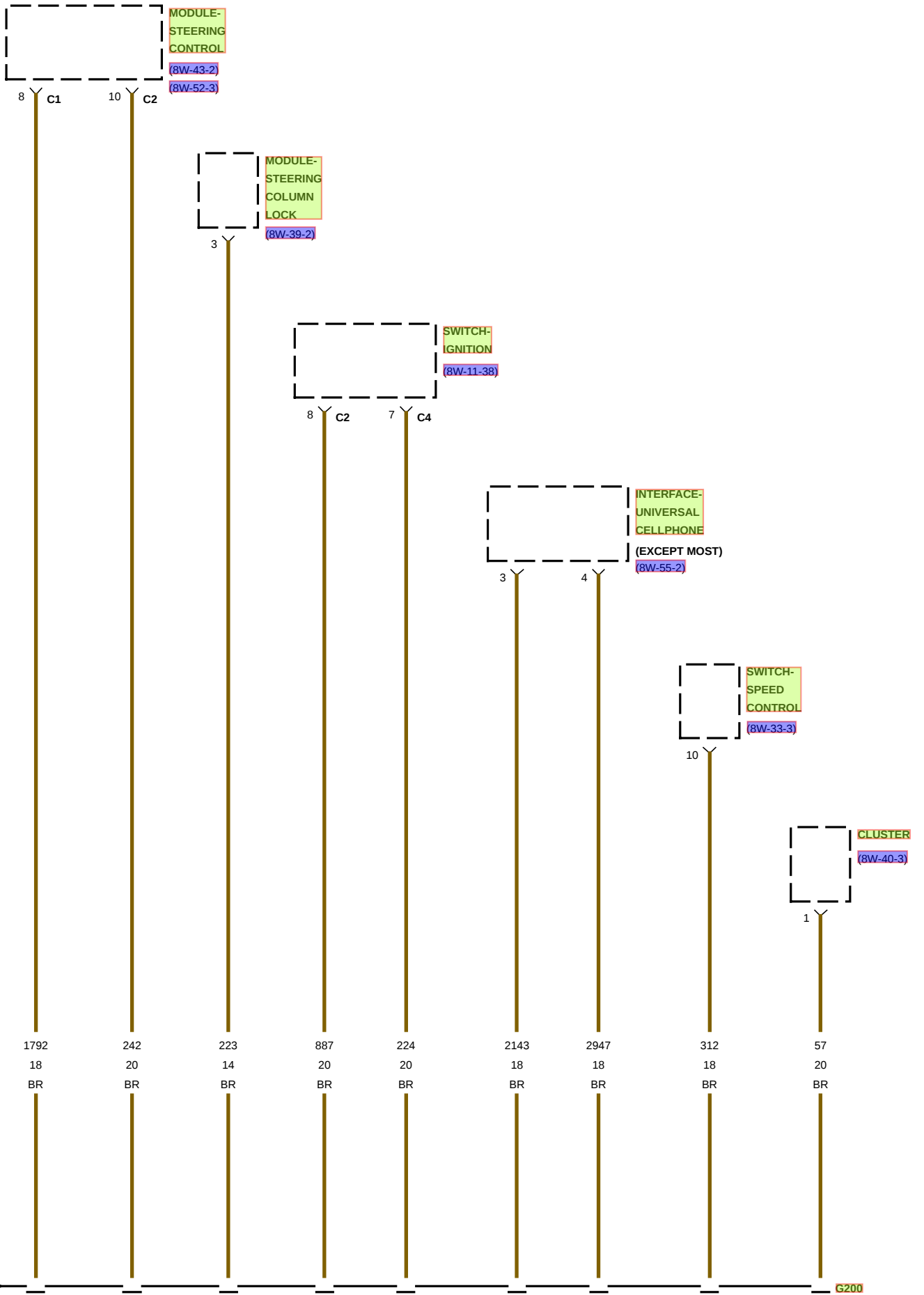


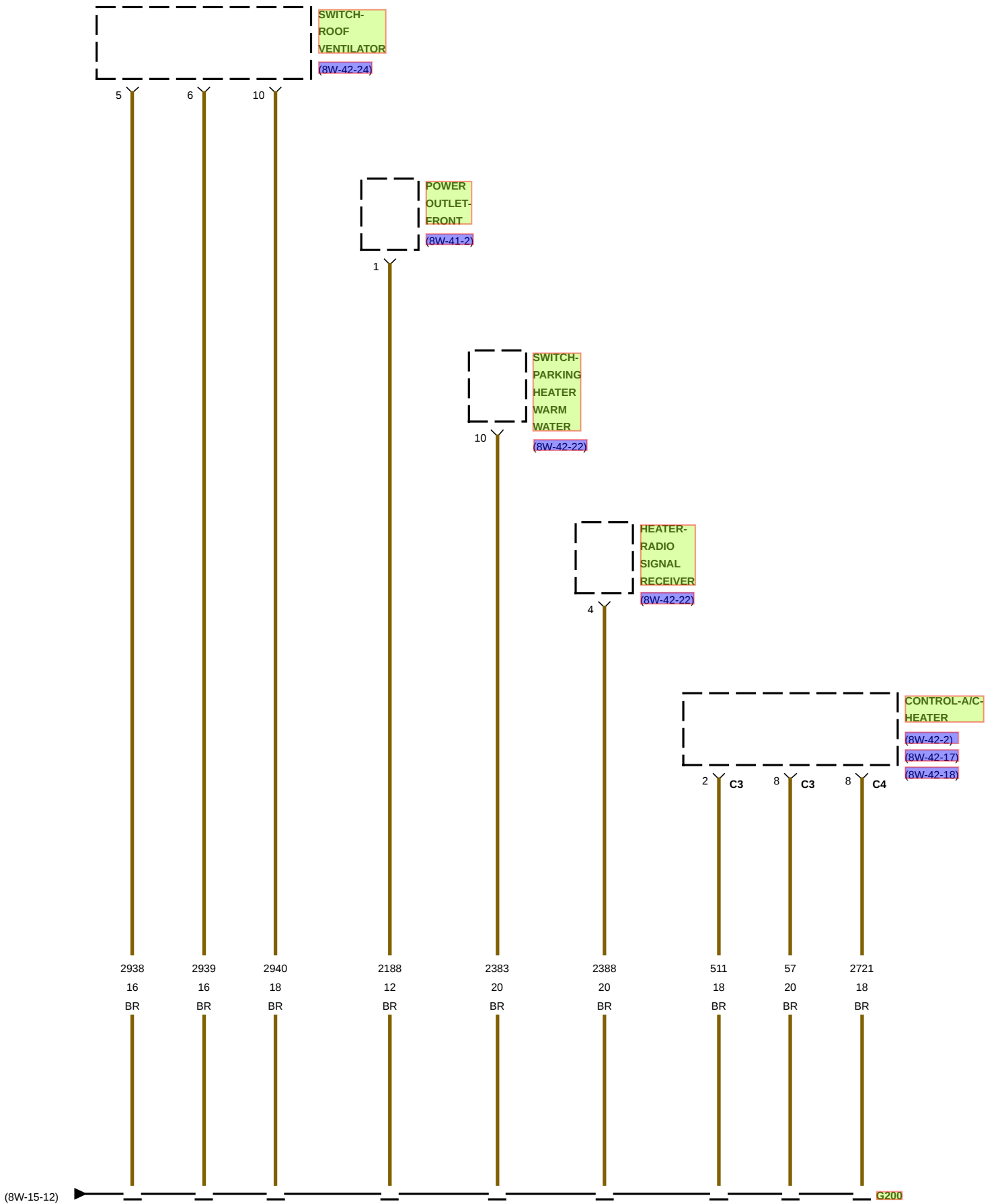


GAS

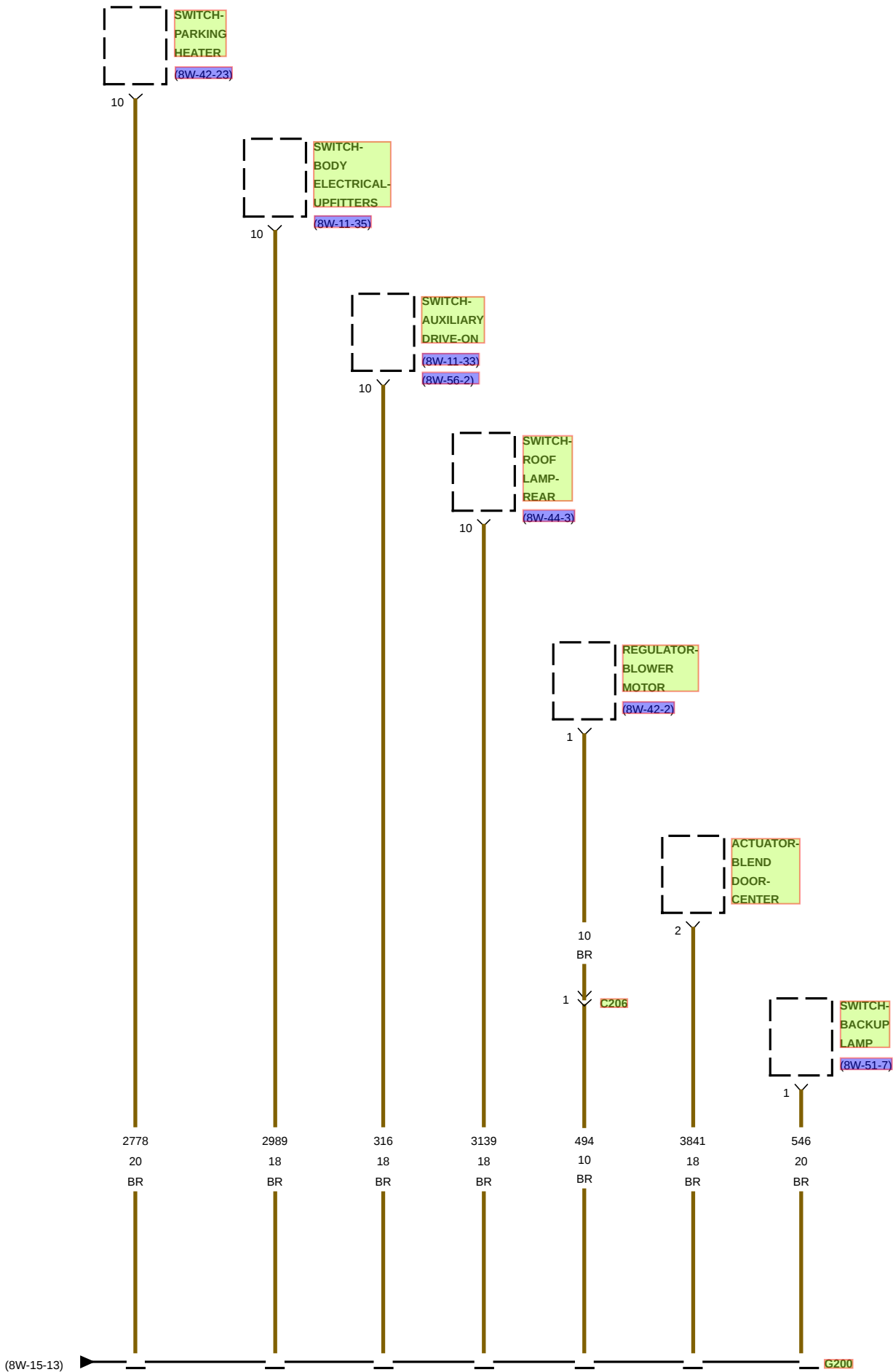


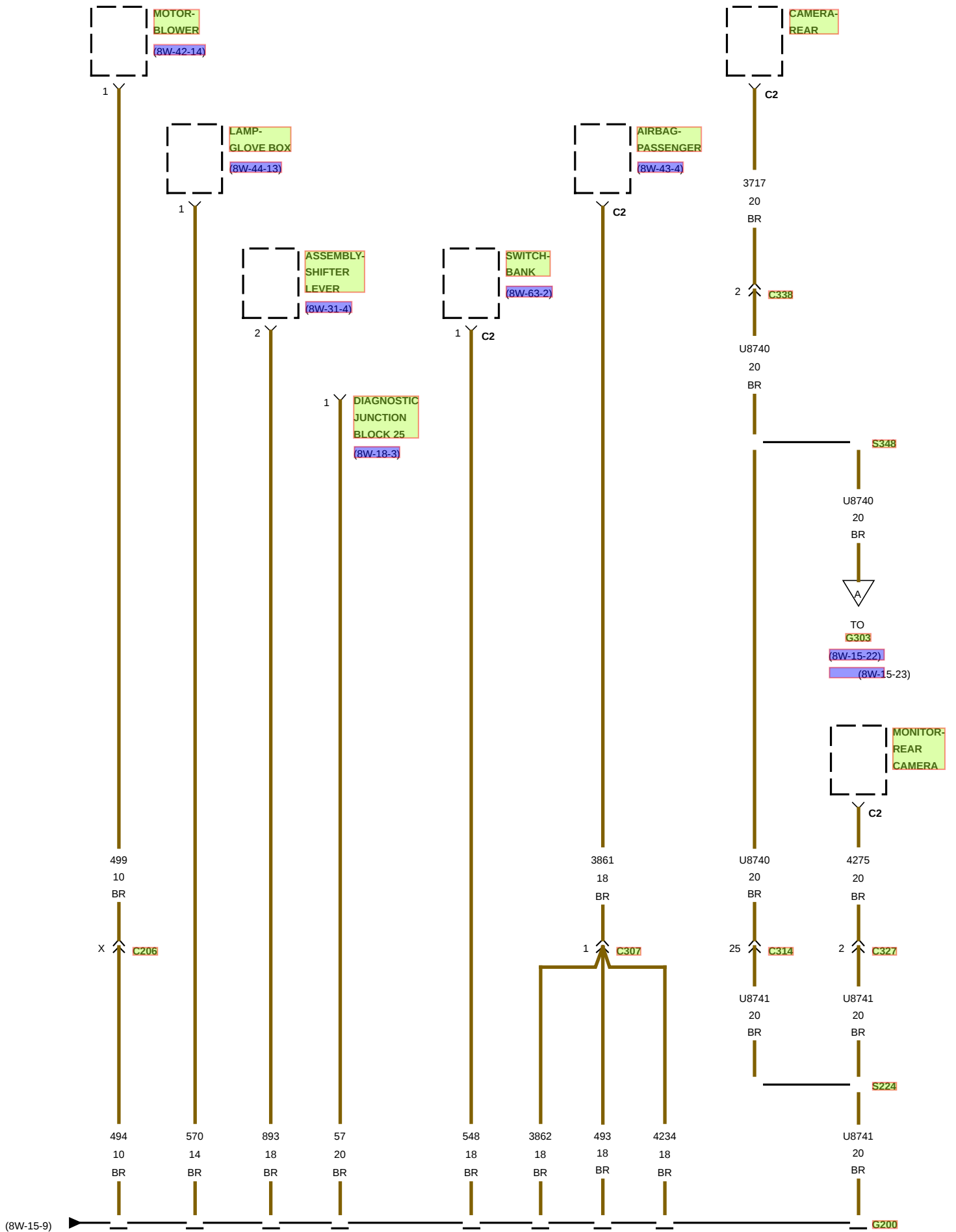




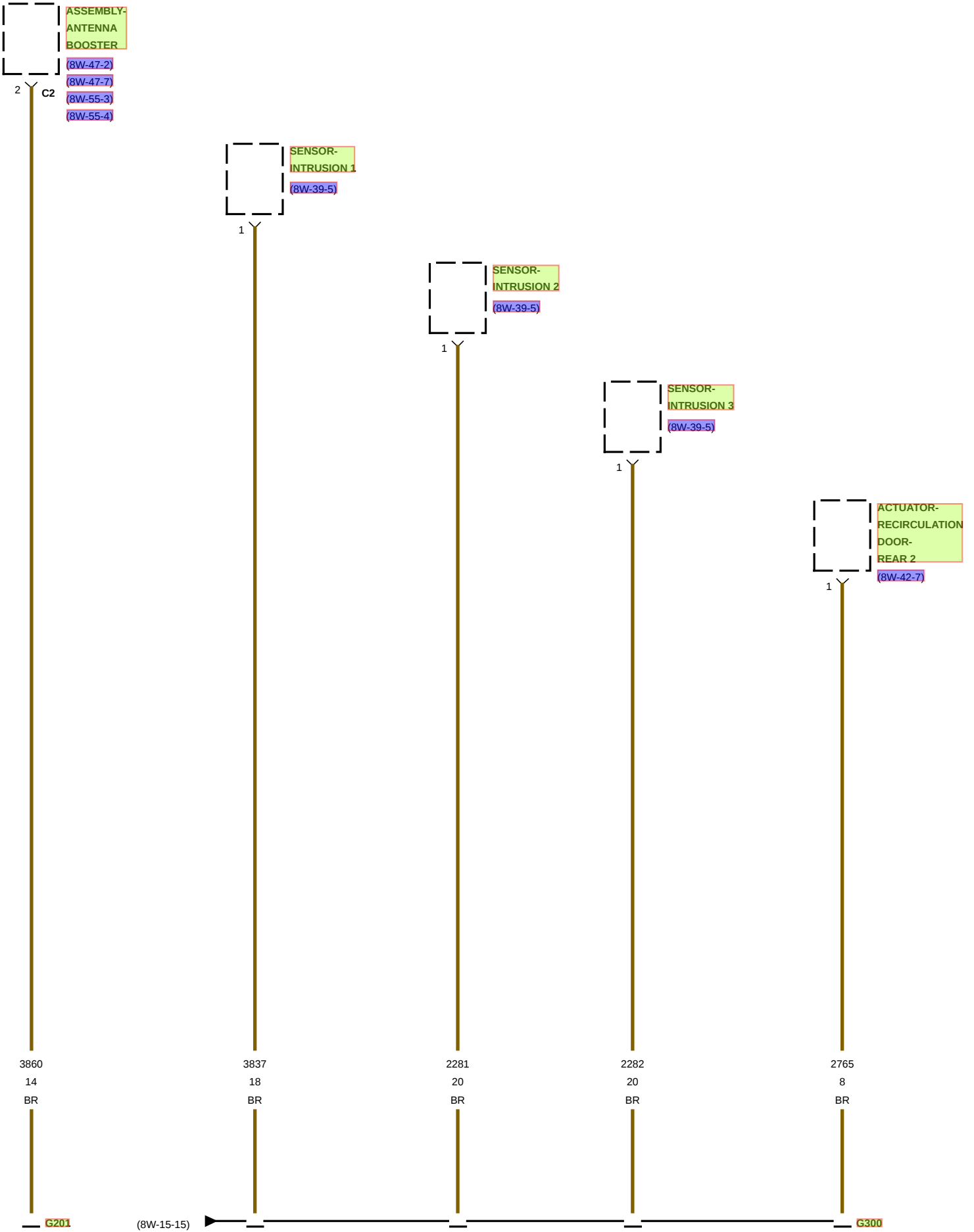


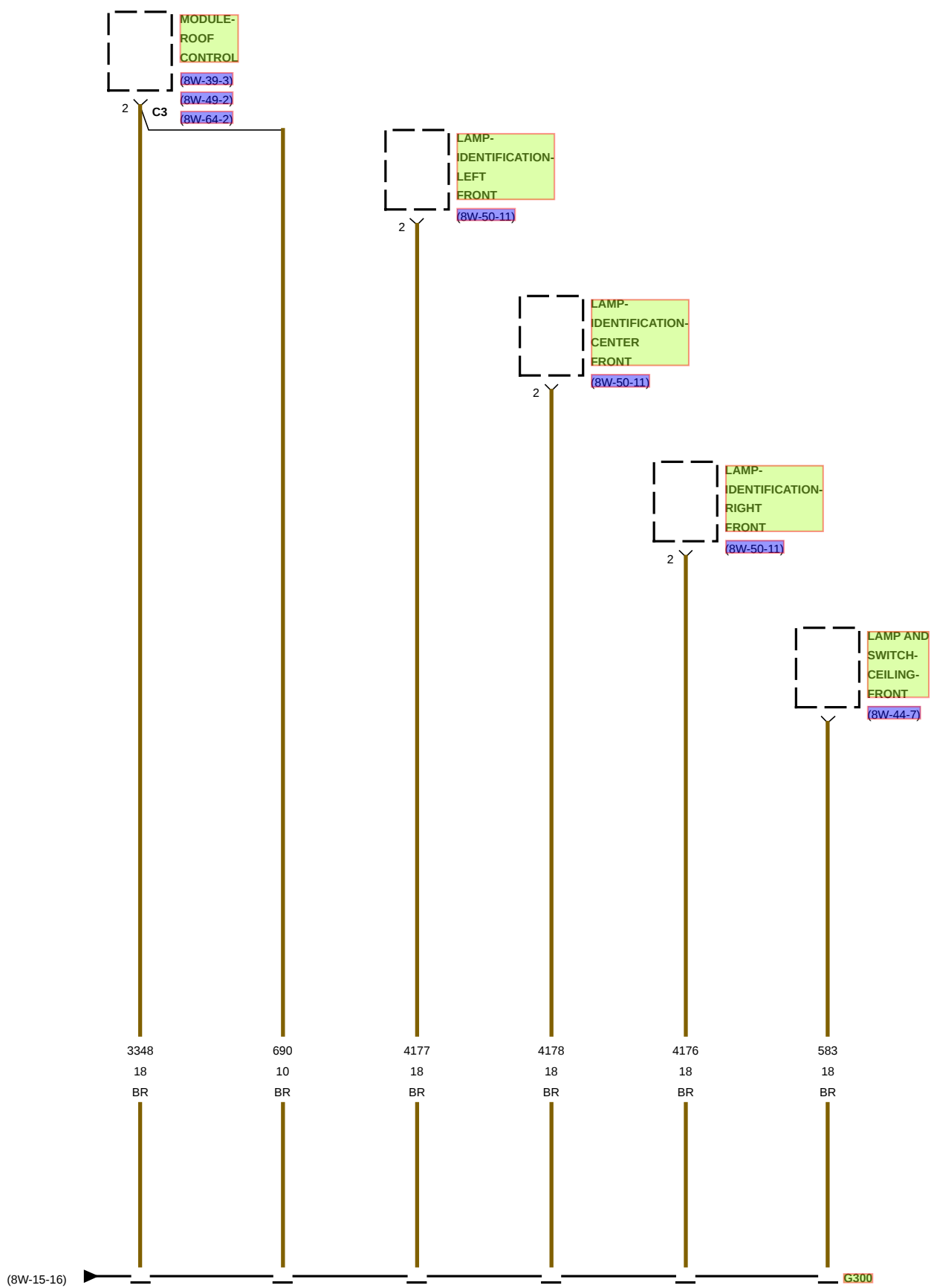


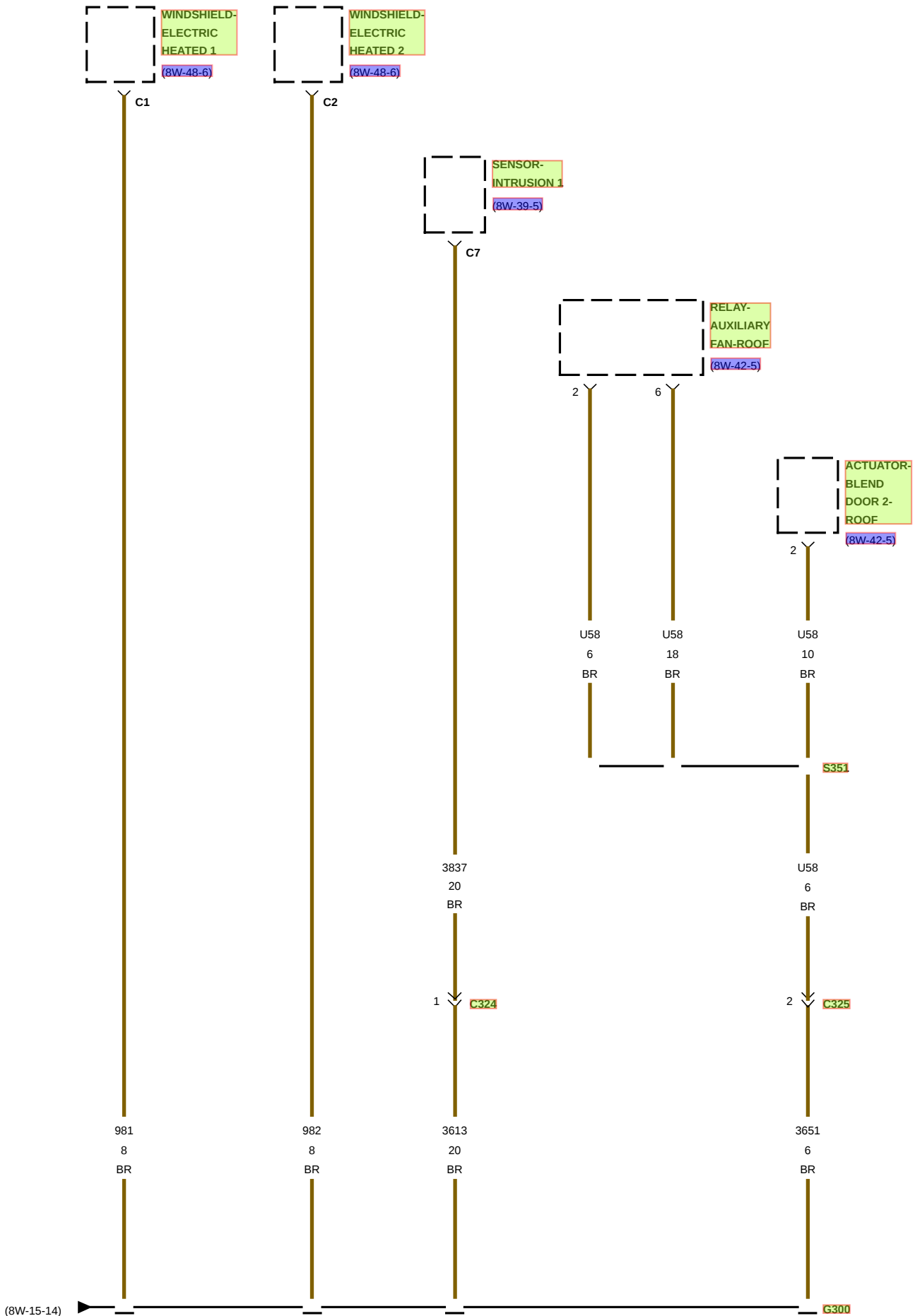


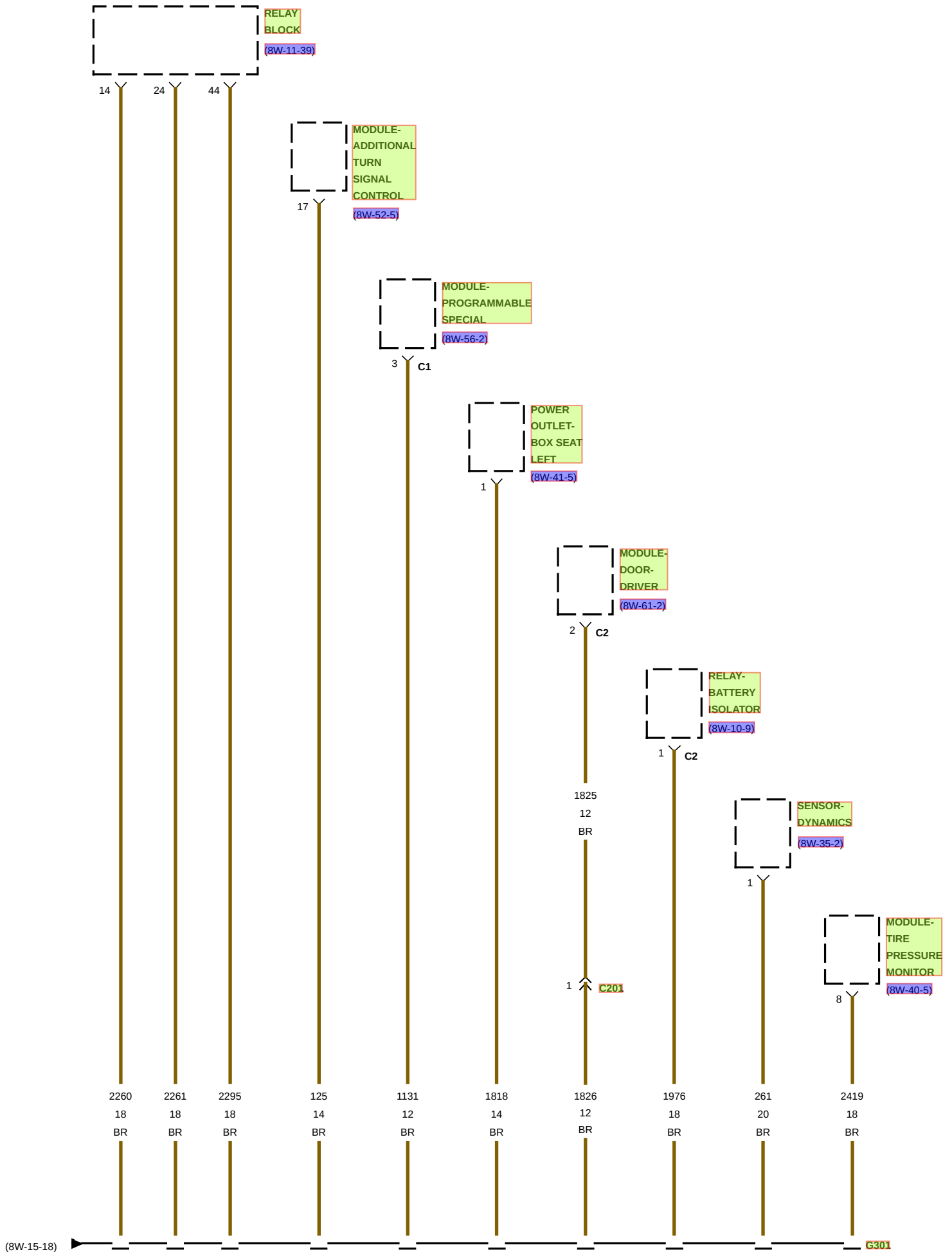


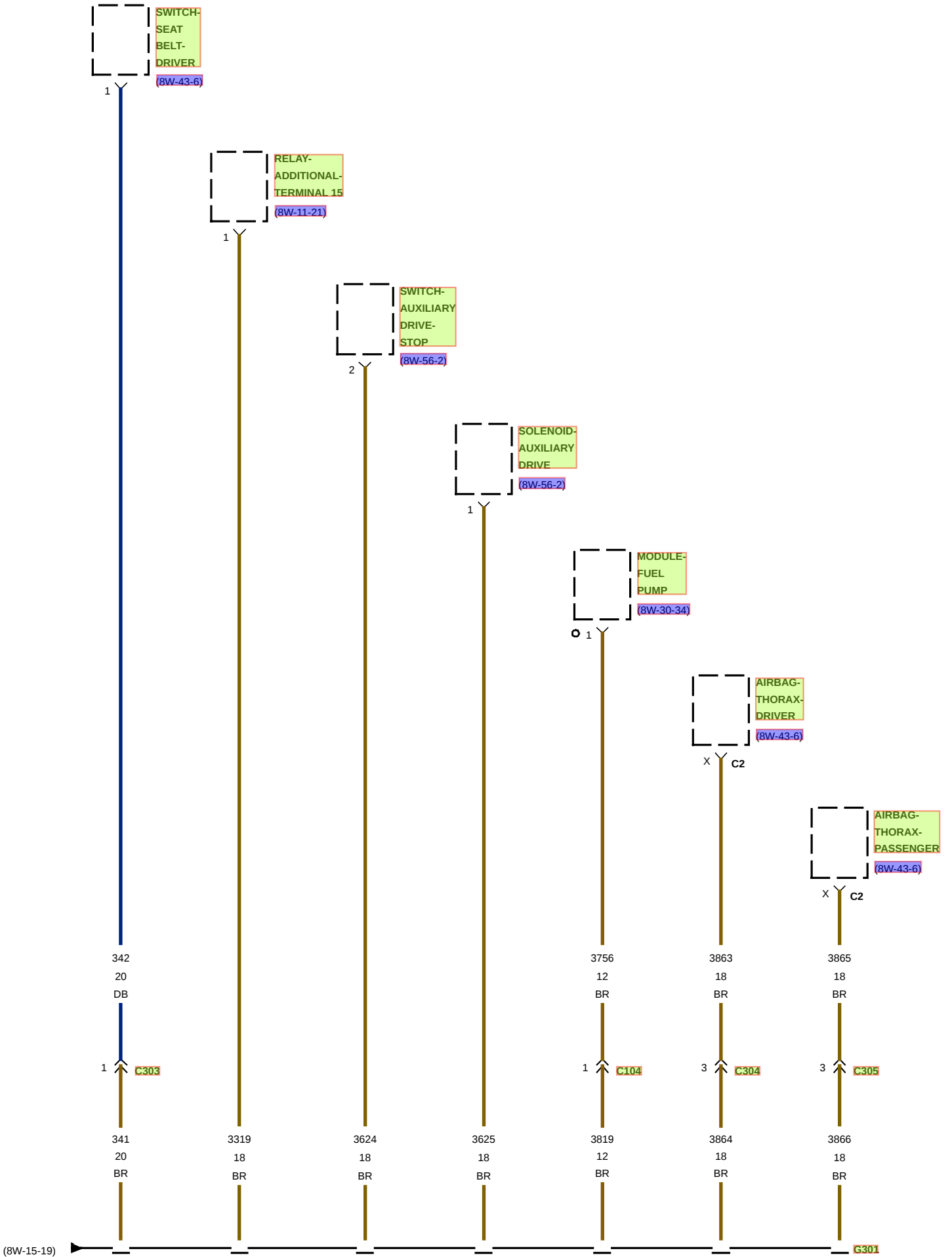
(8W-15-9)

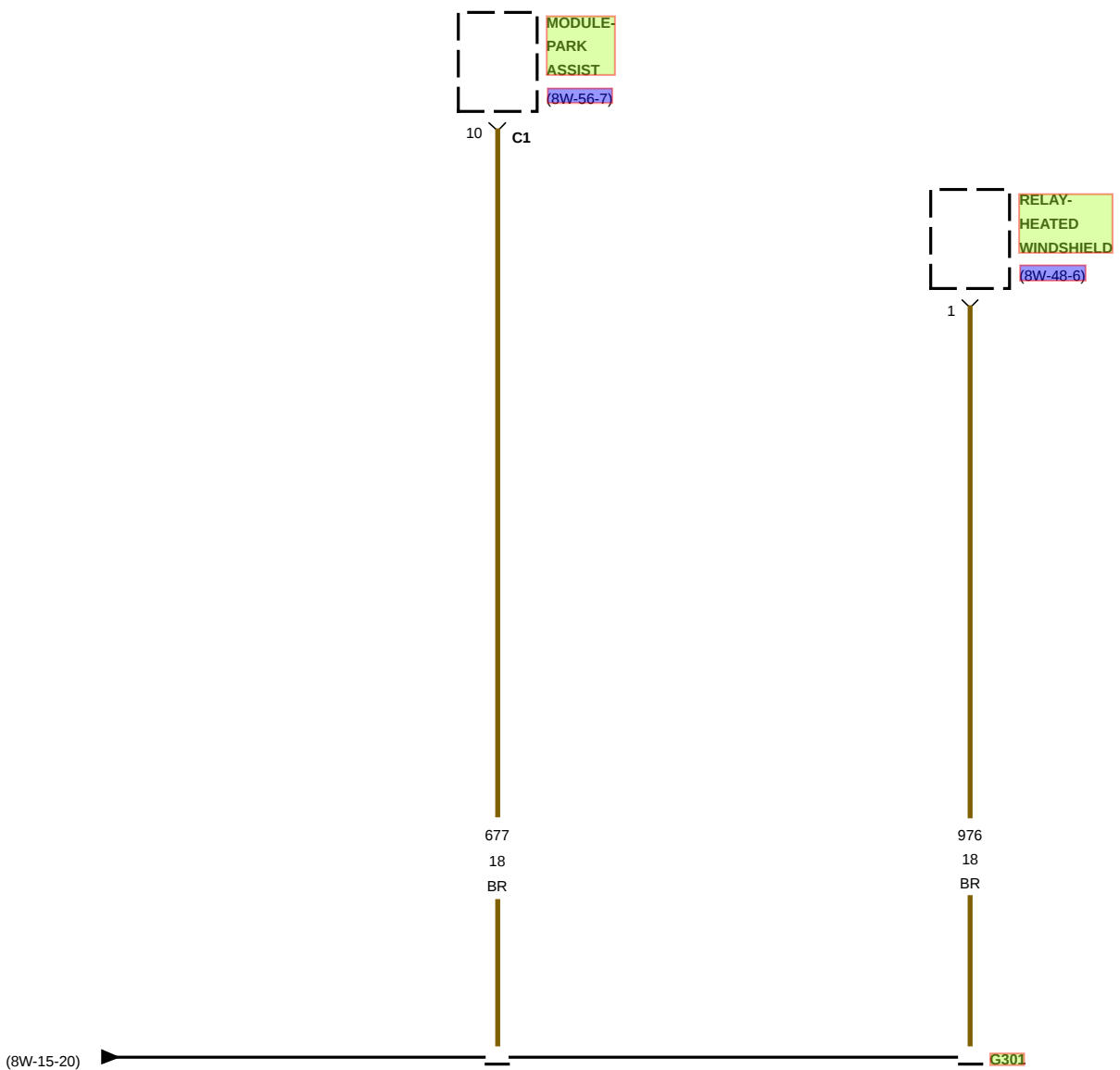




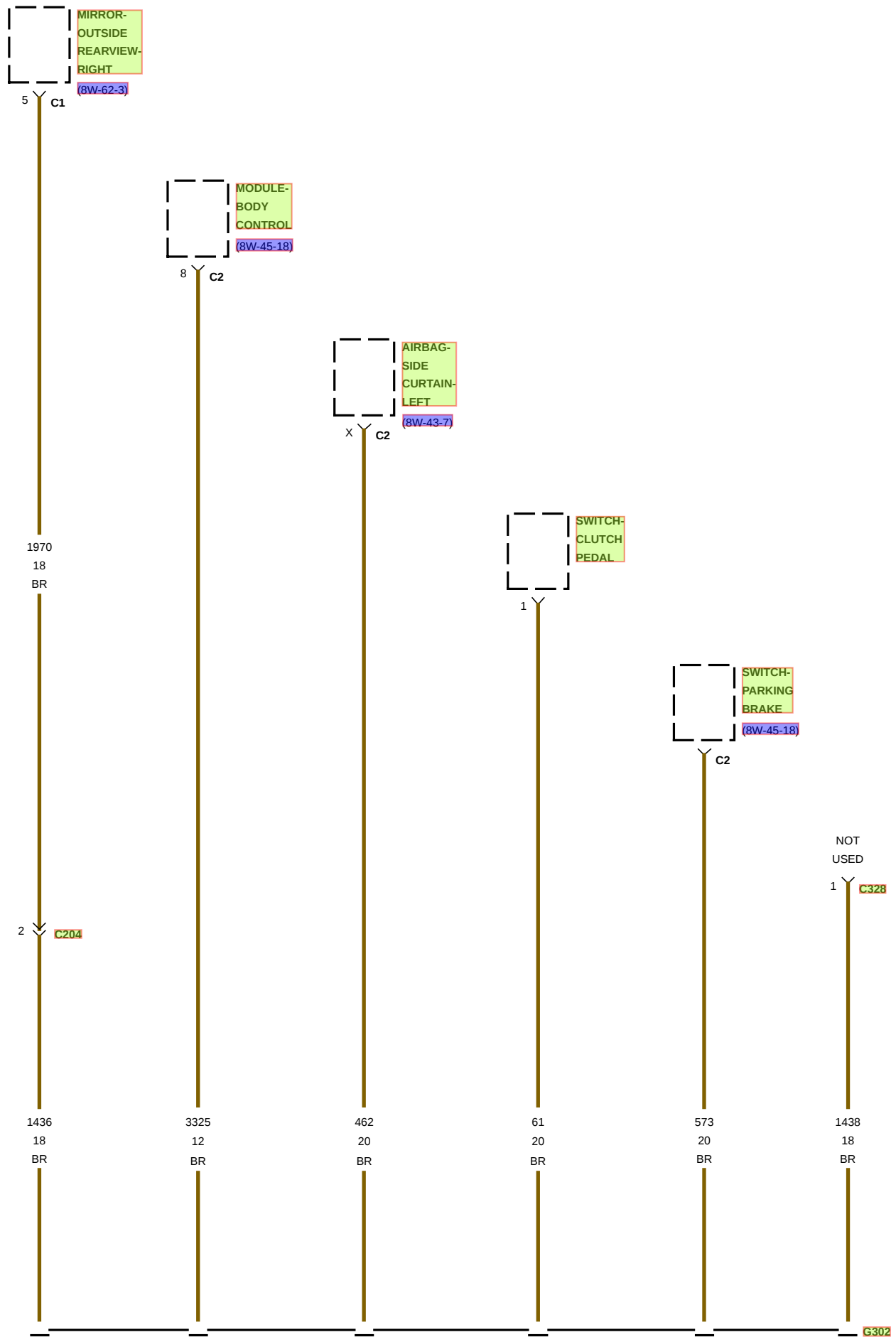


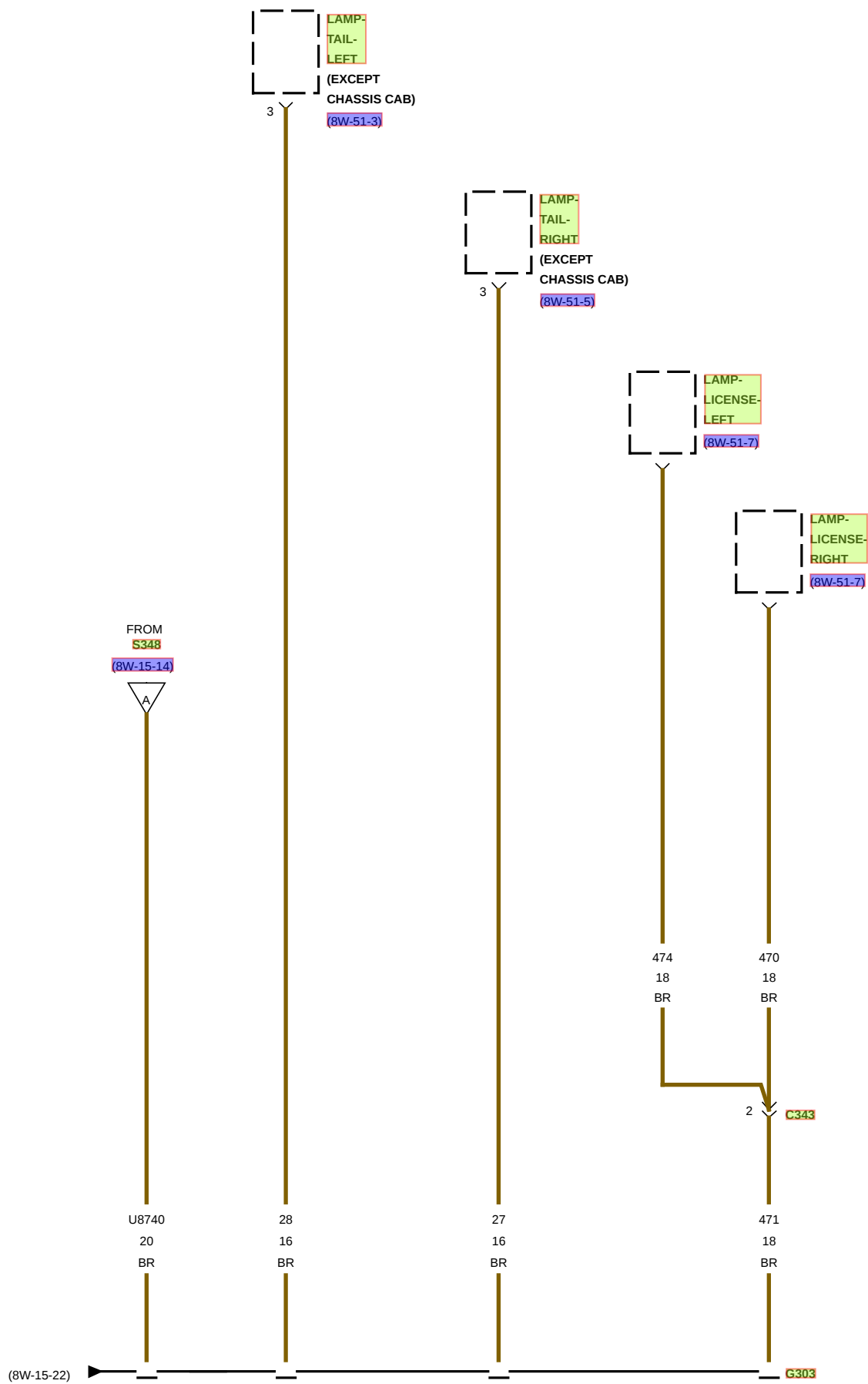


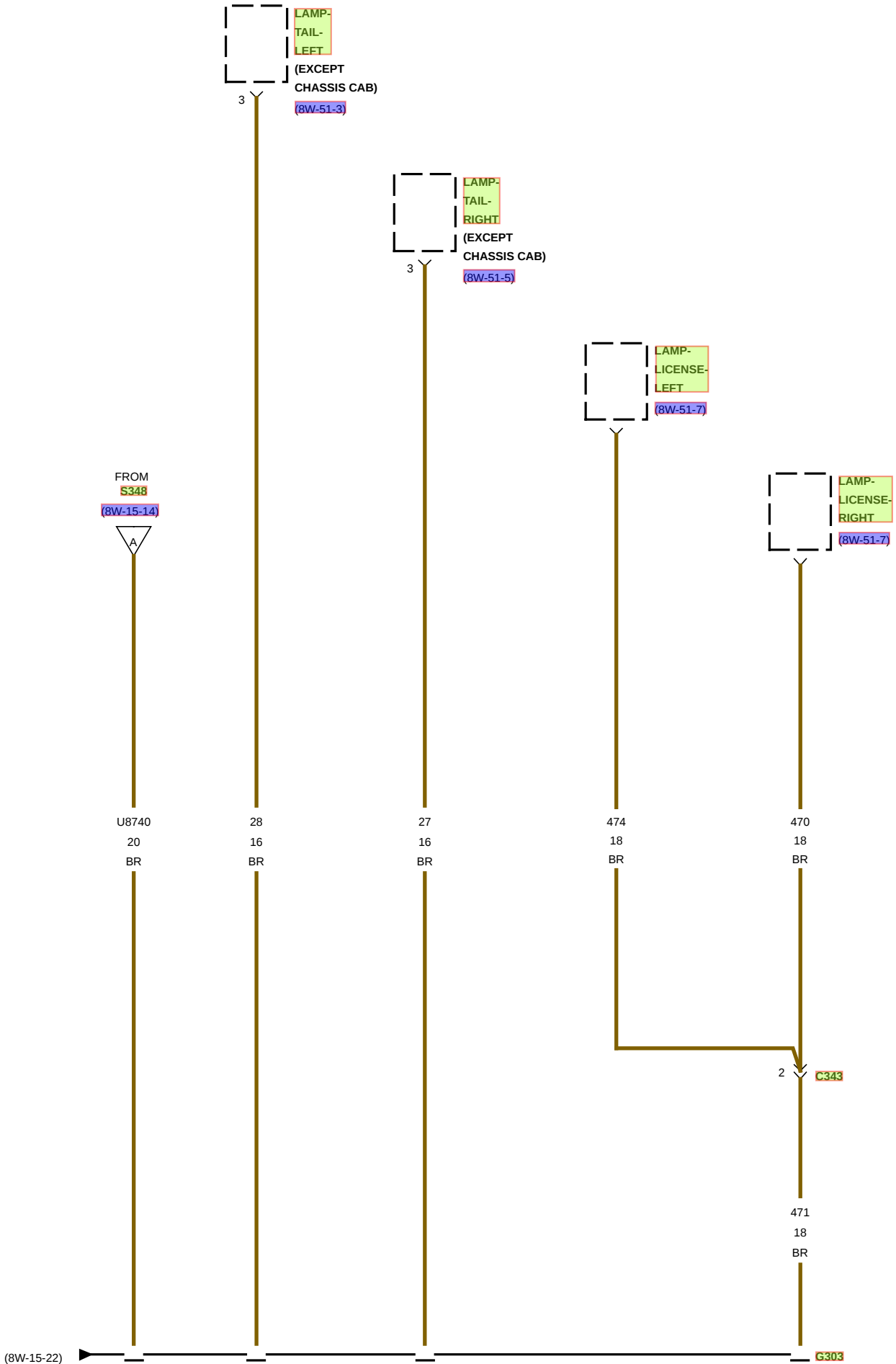


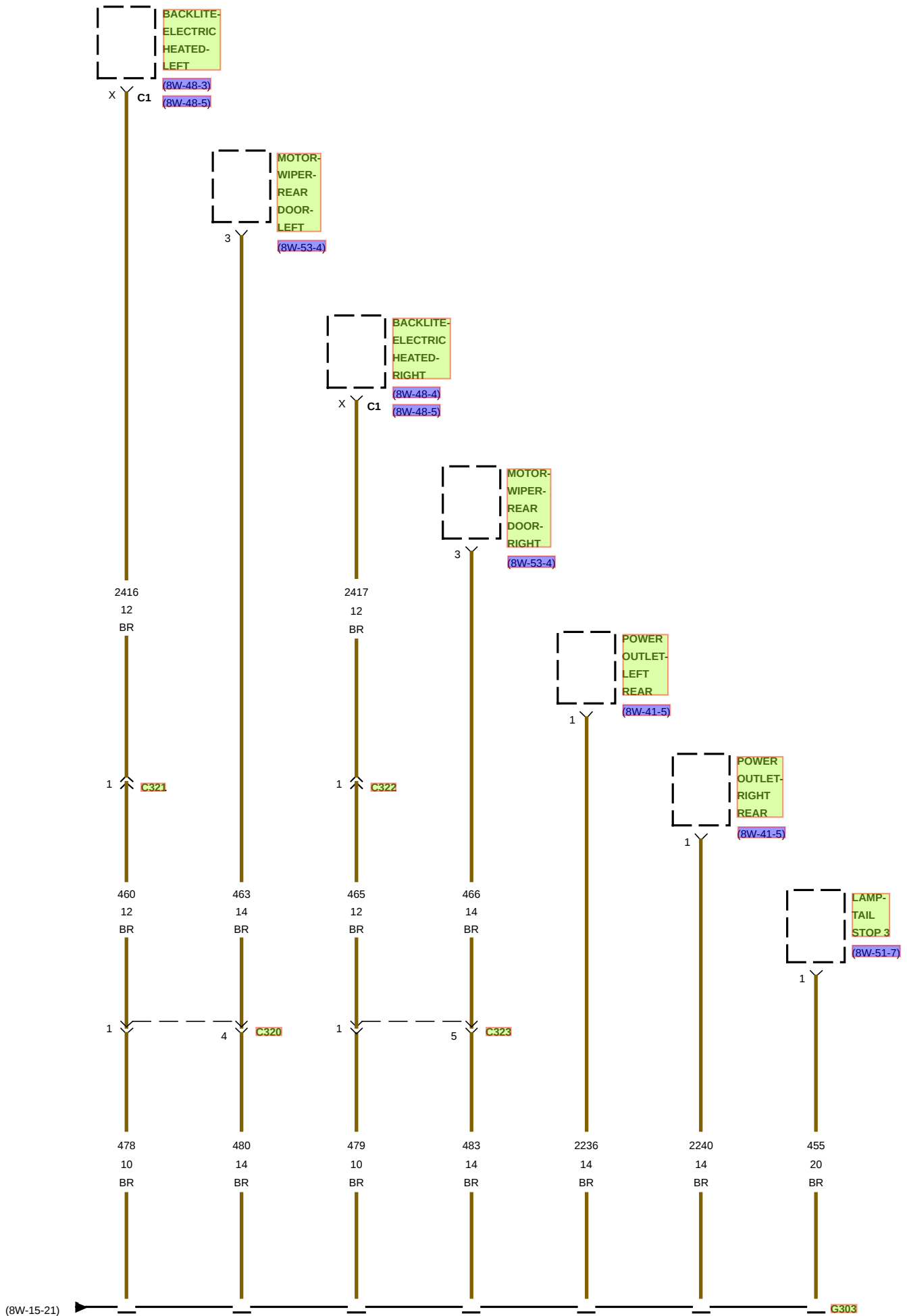


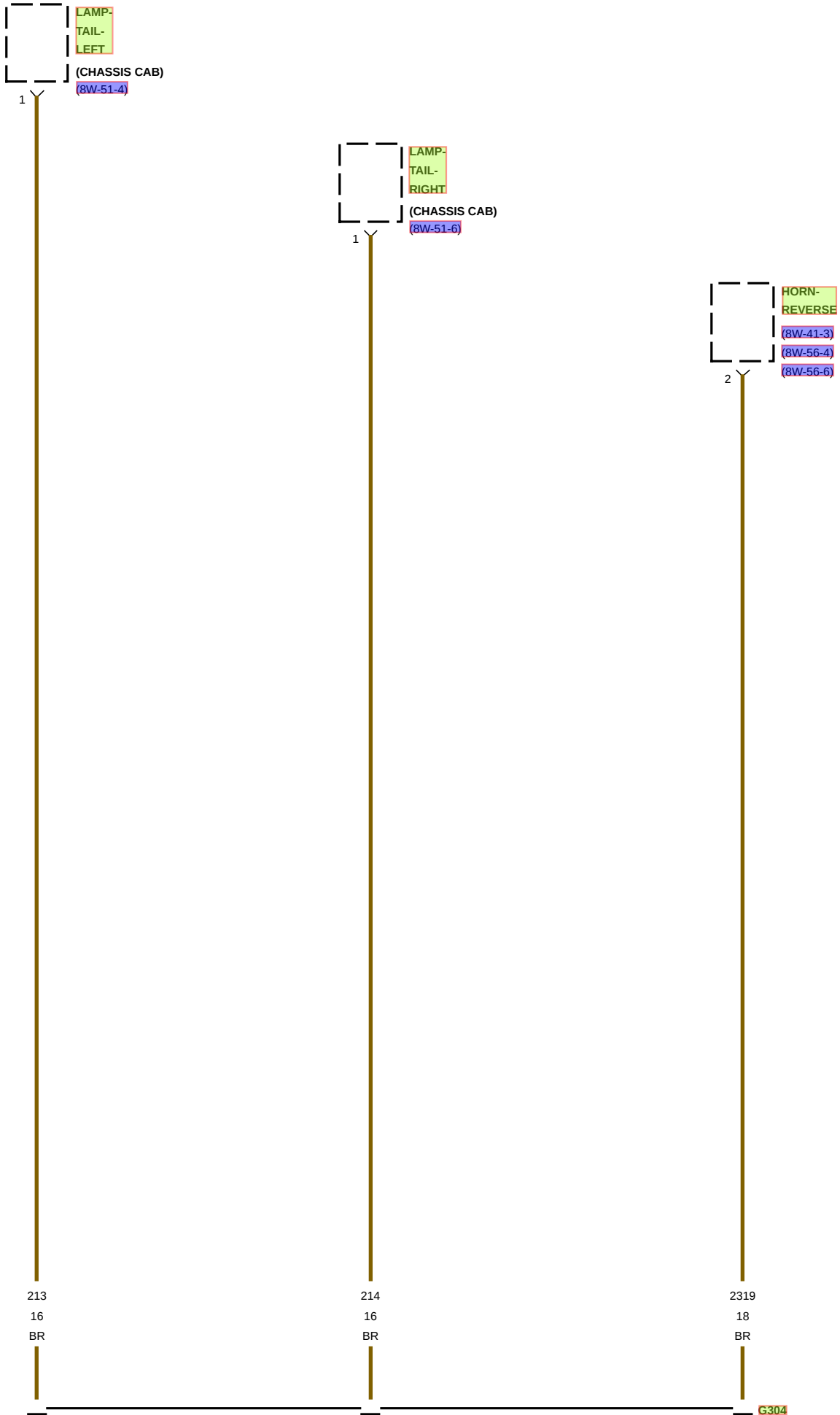


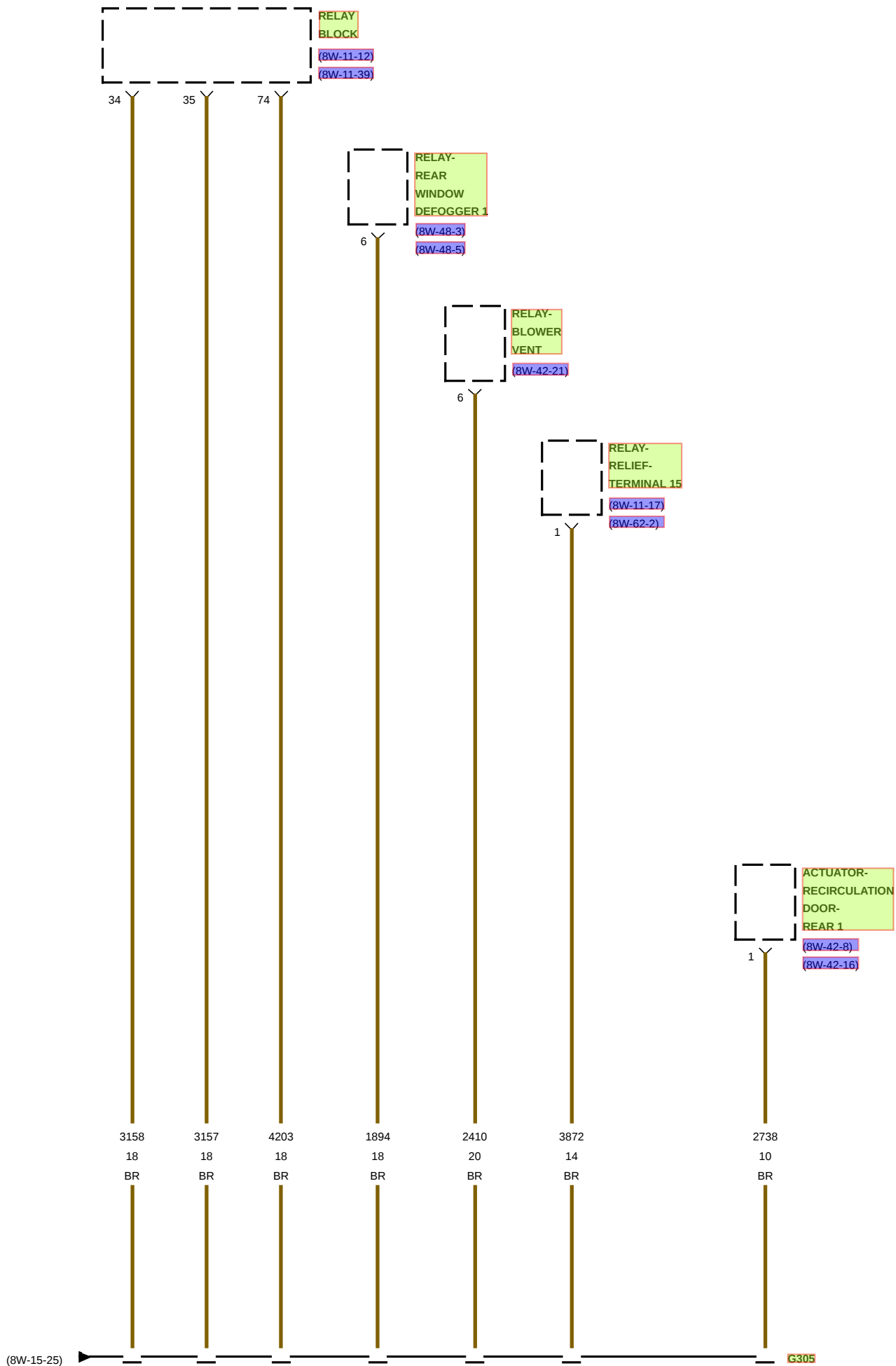


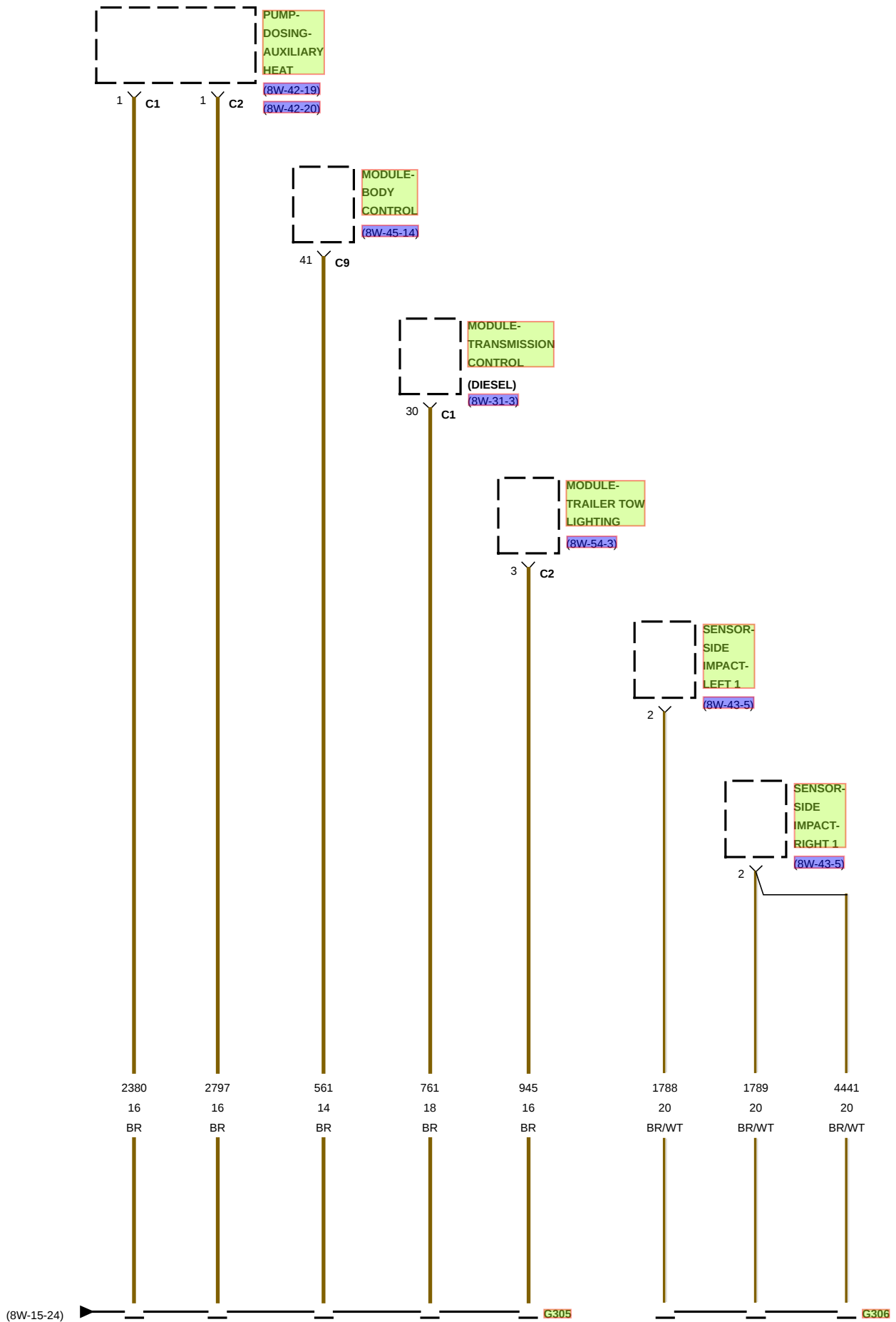


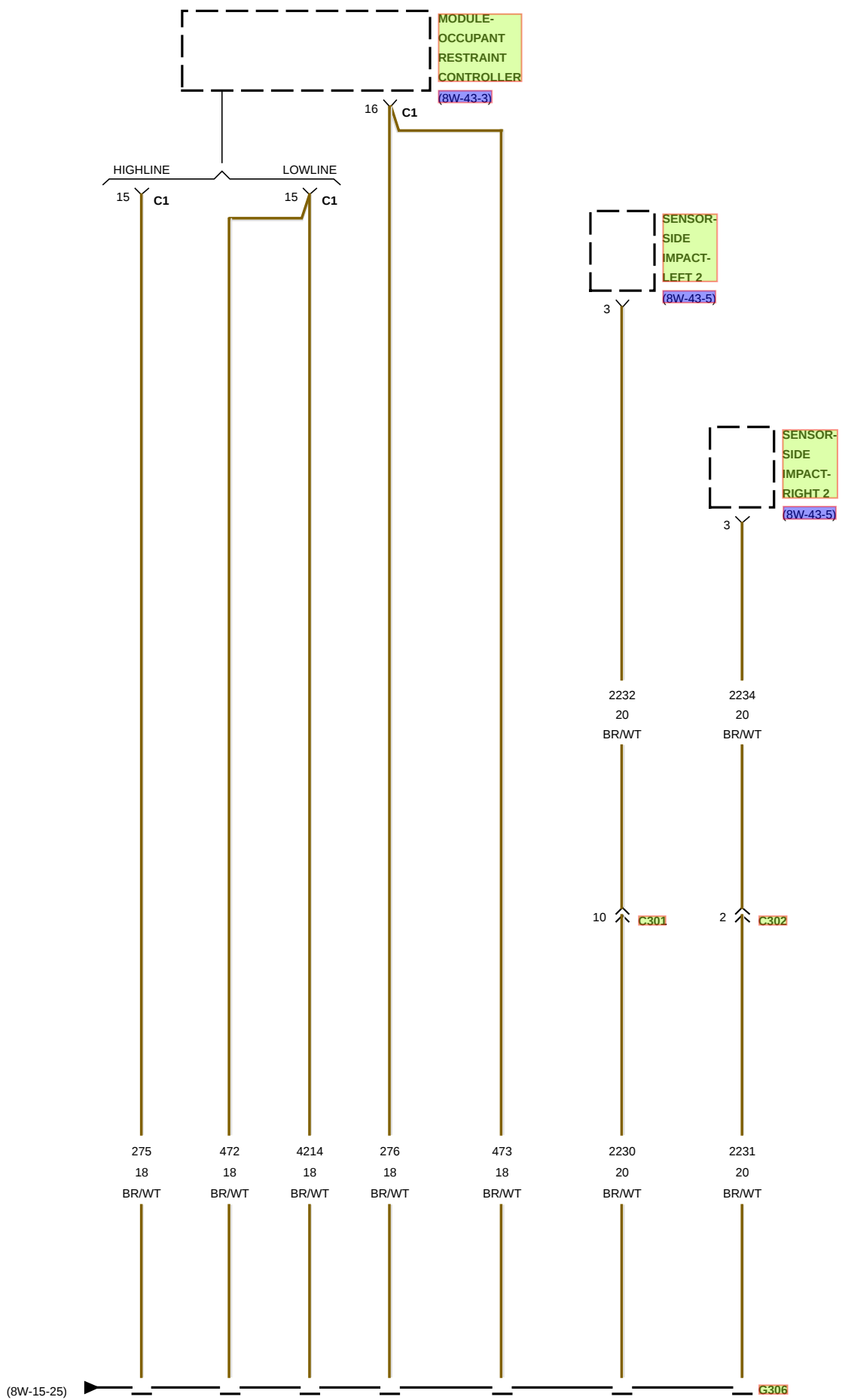




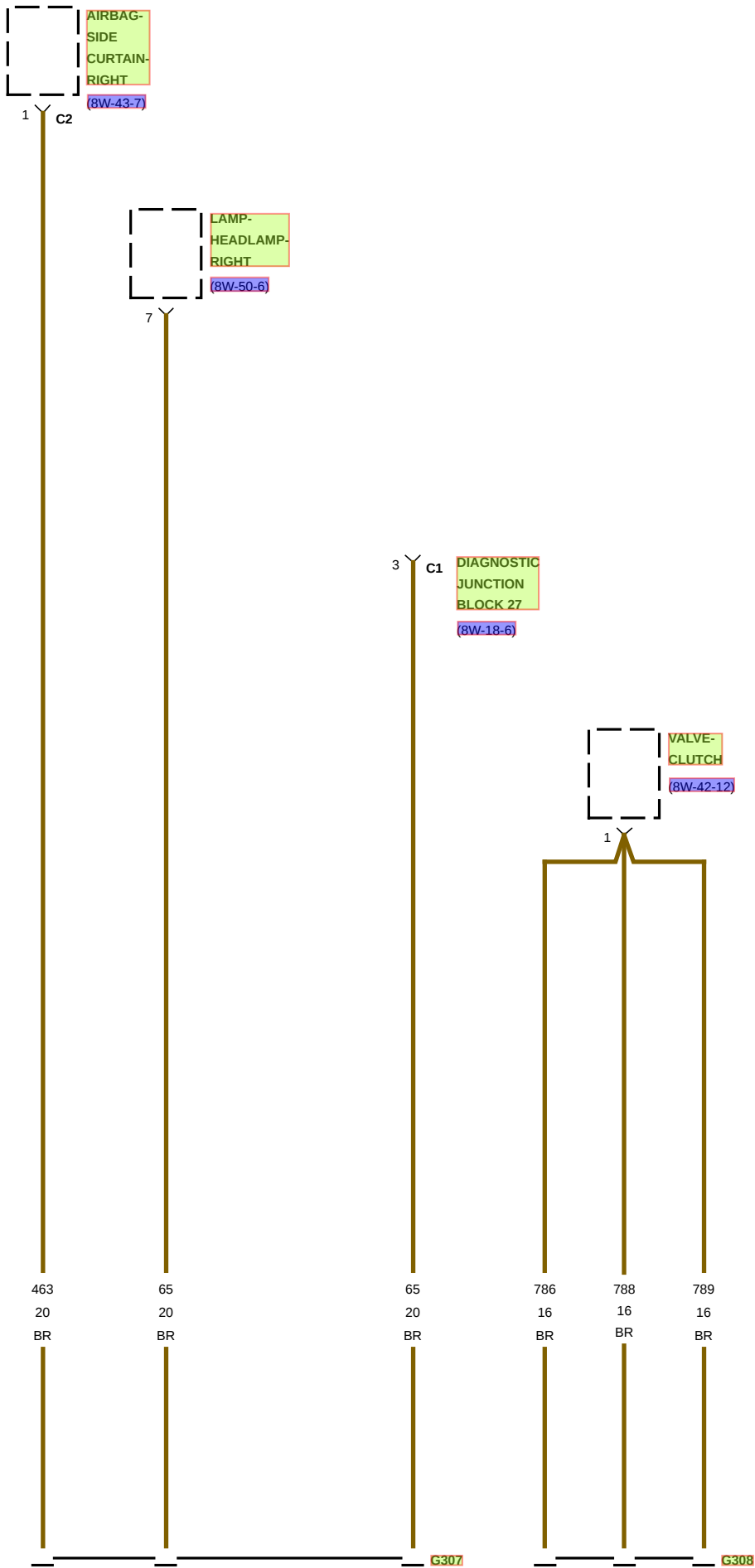


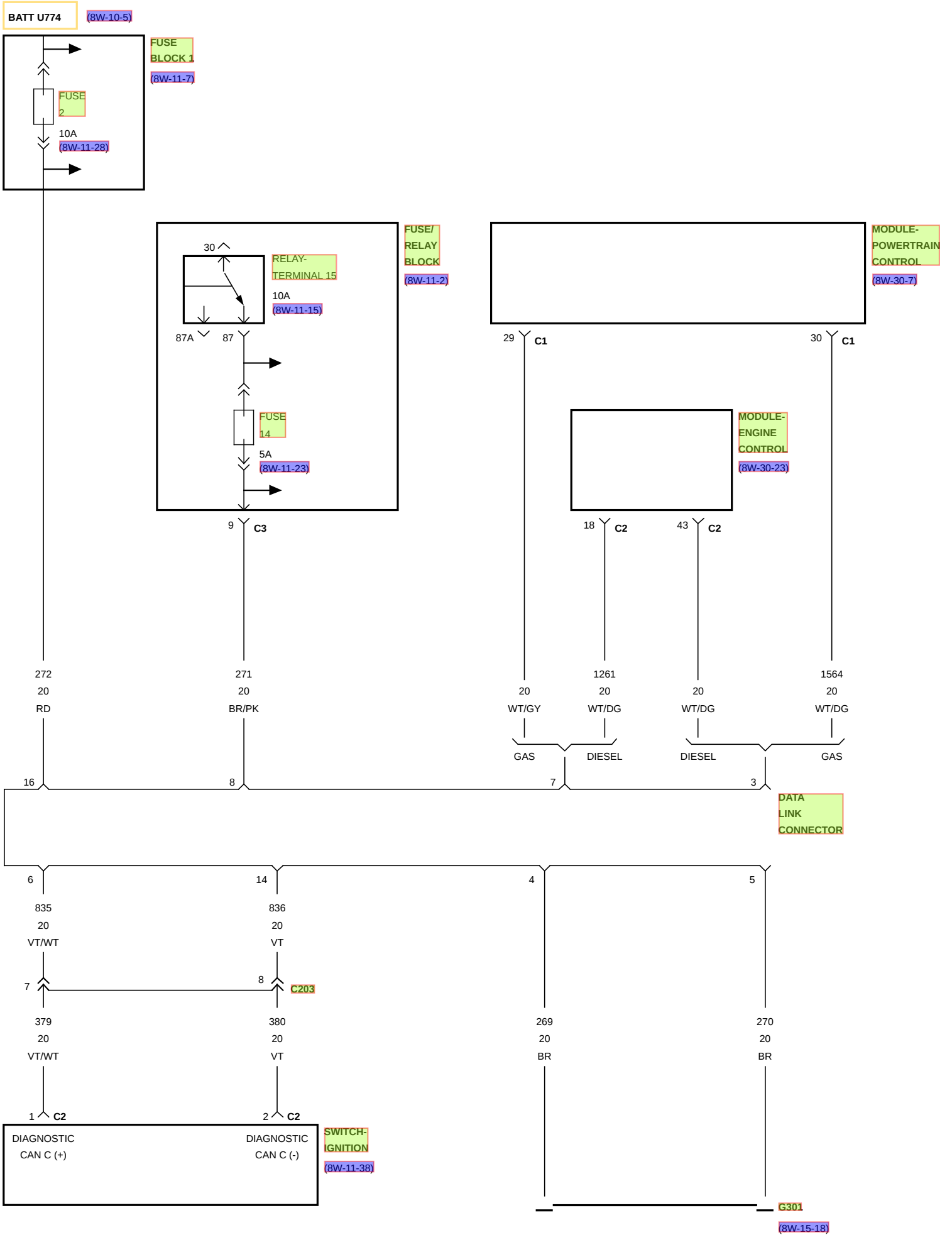


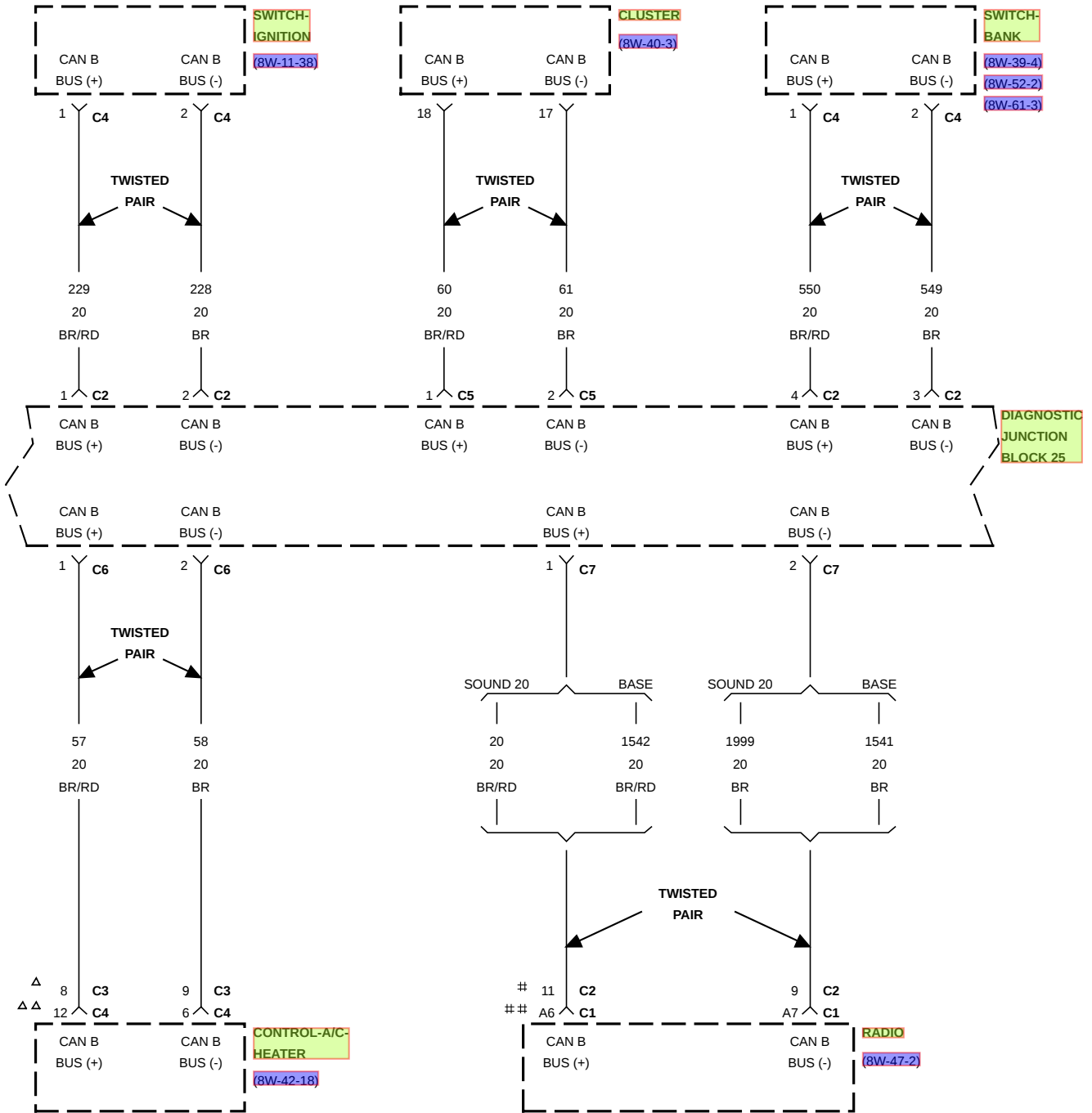




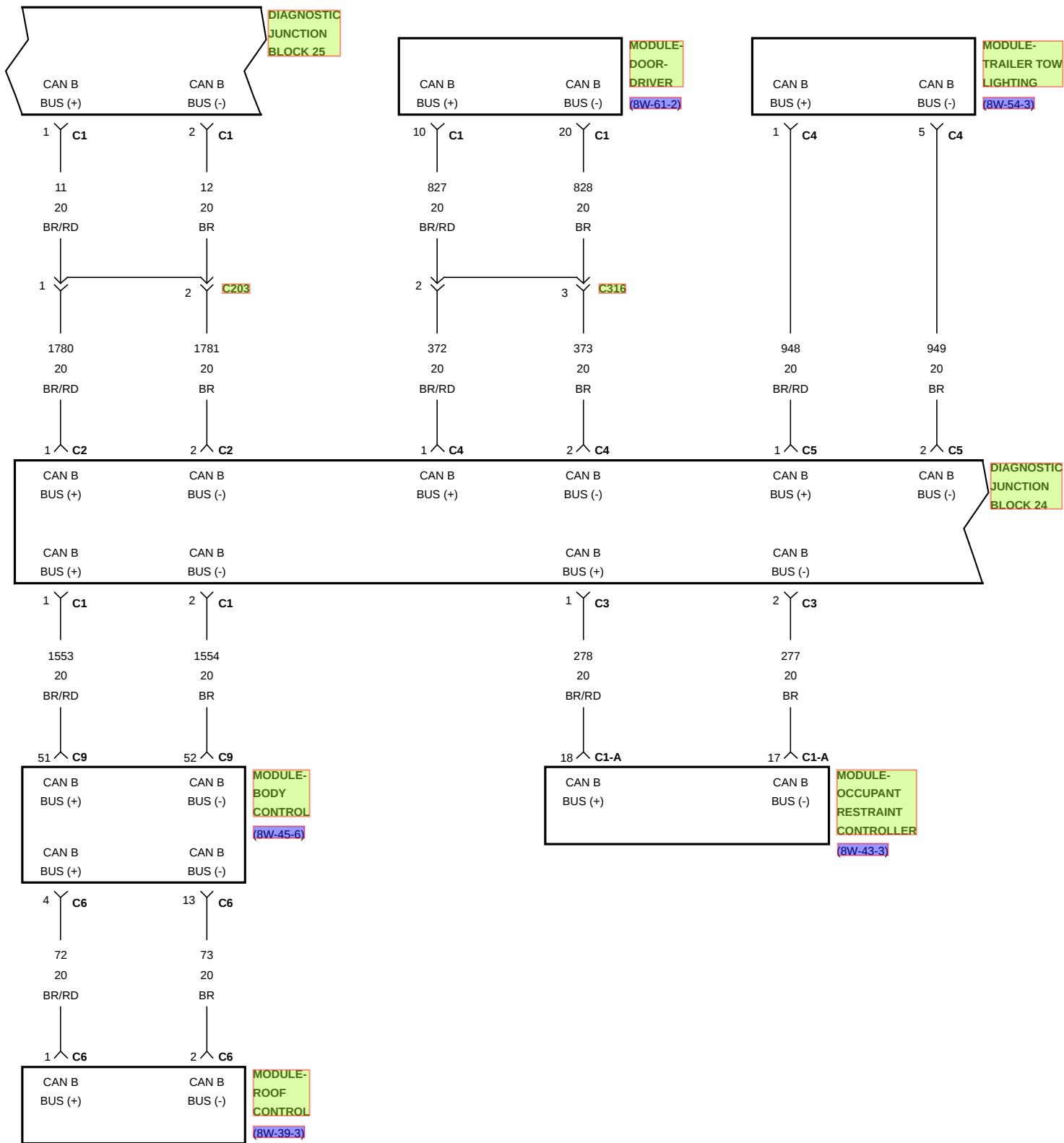


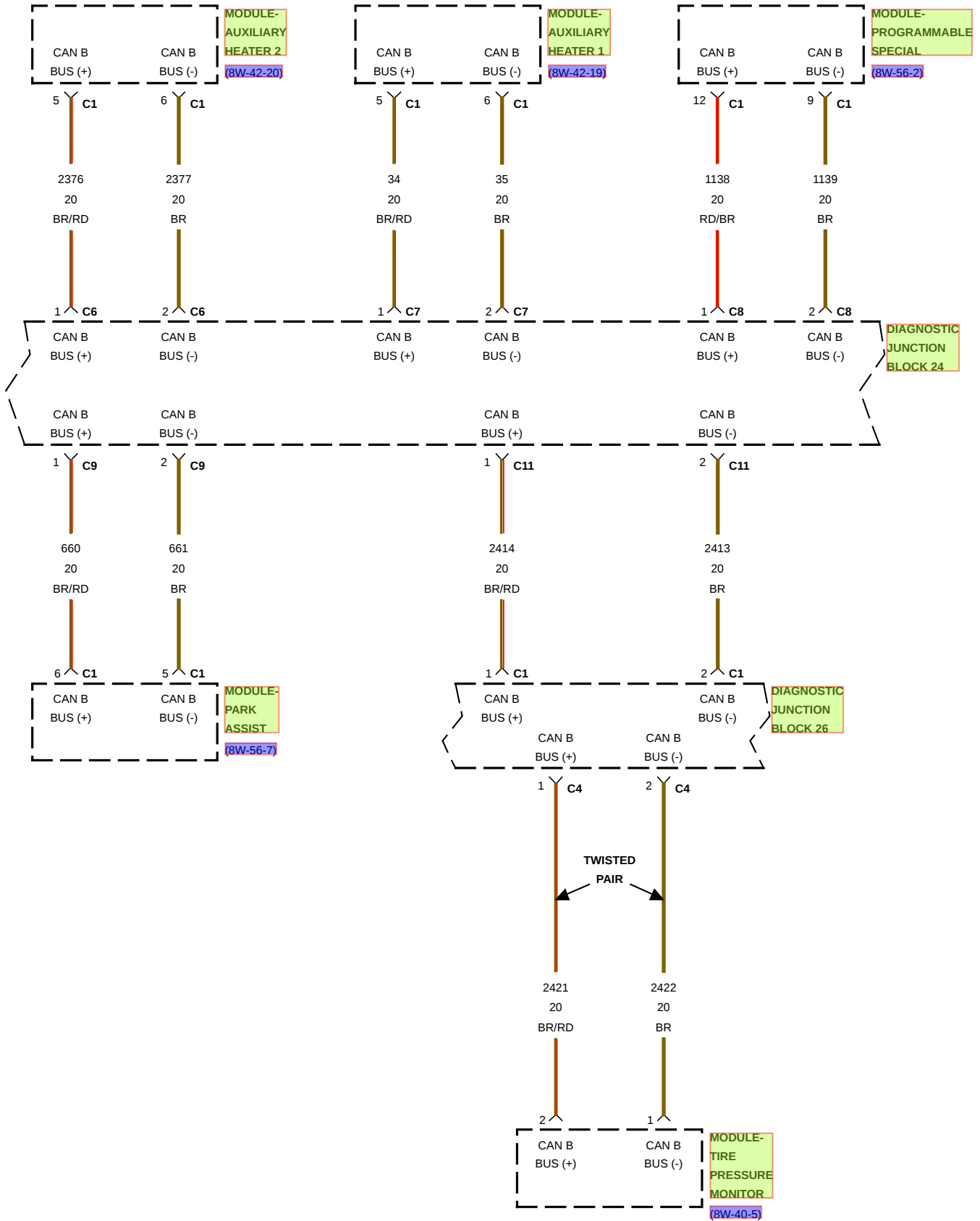


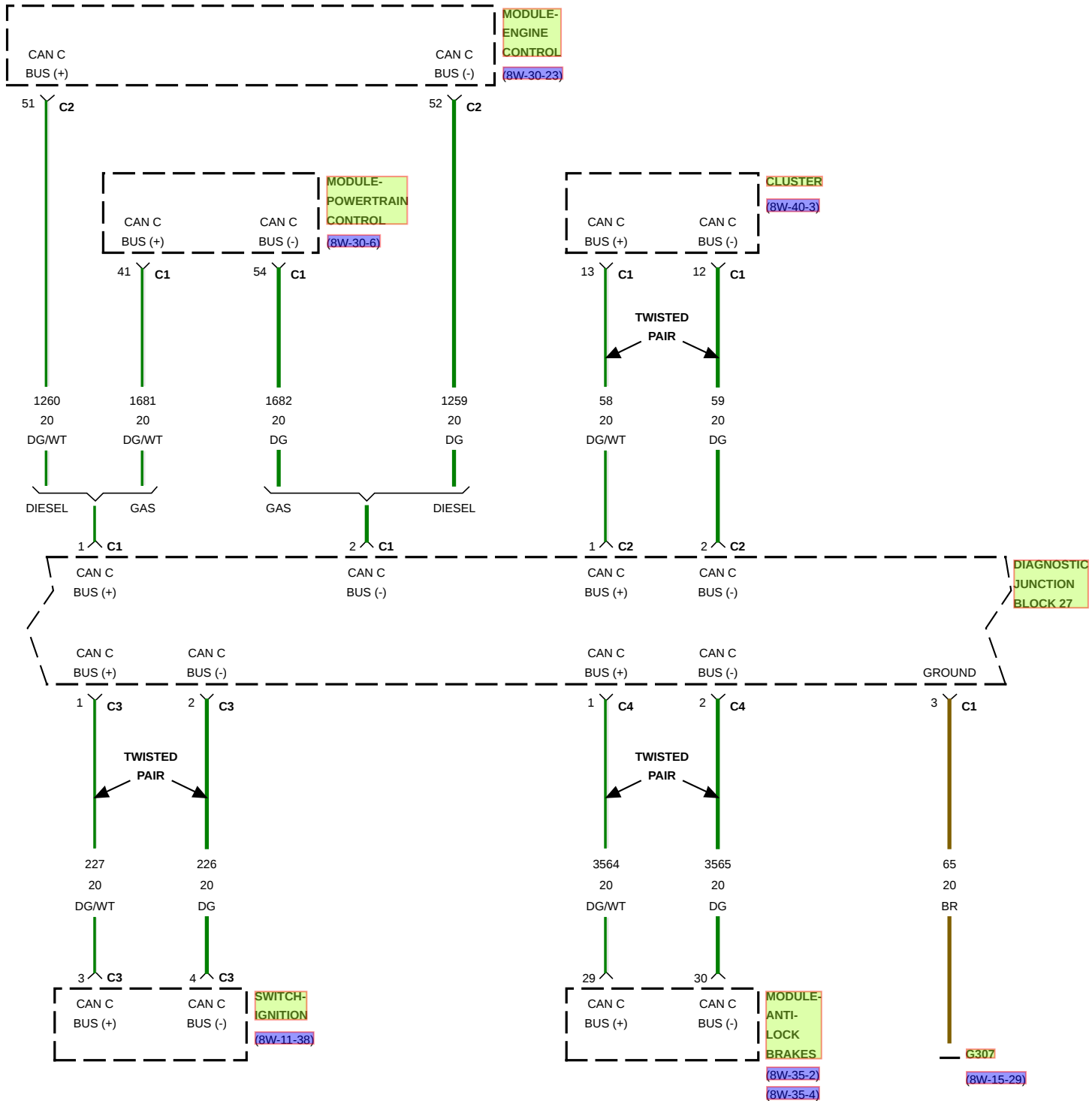


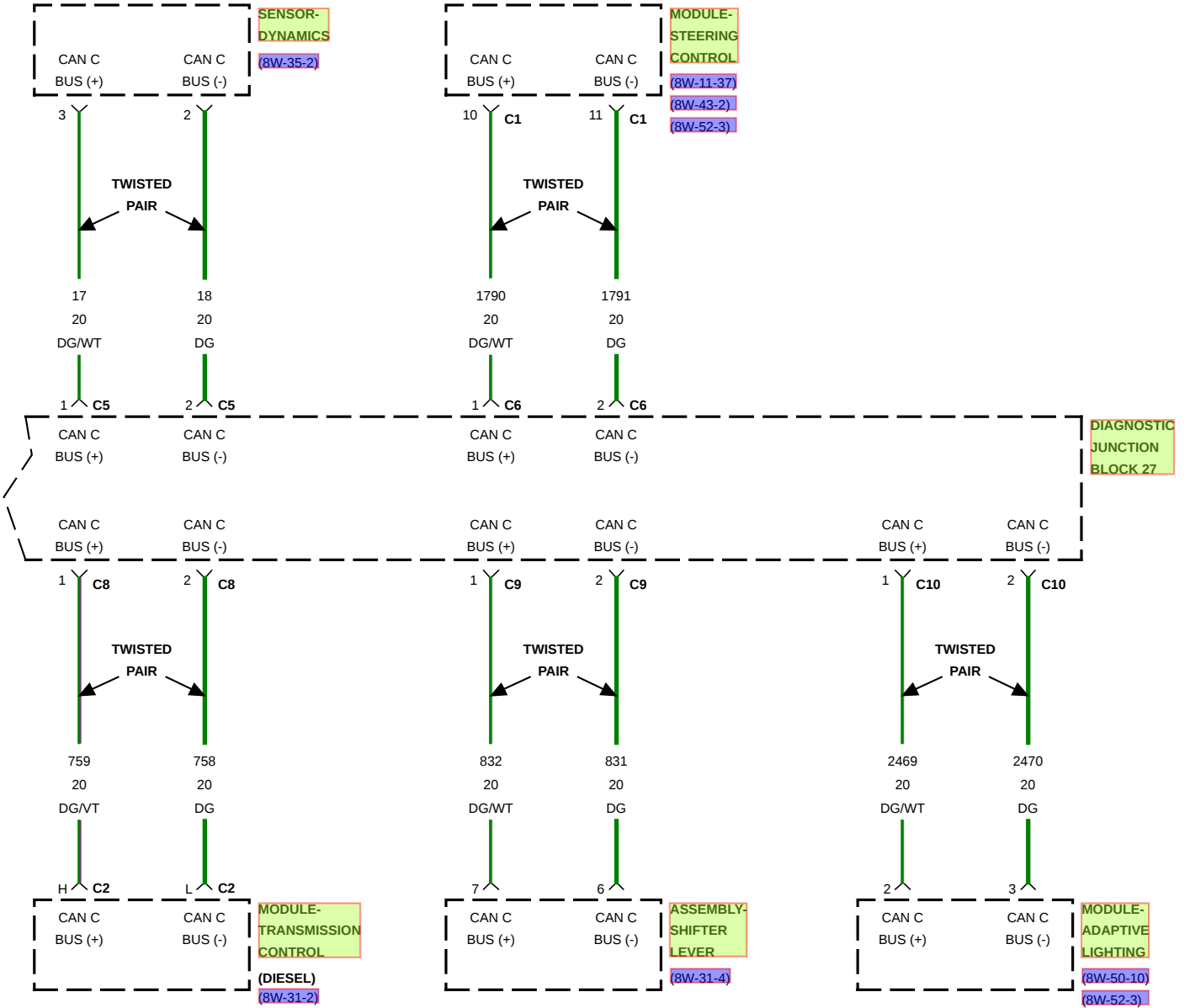


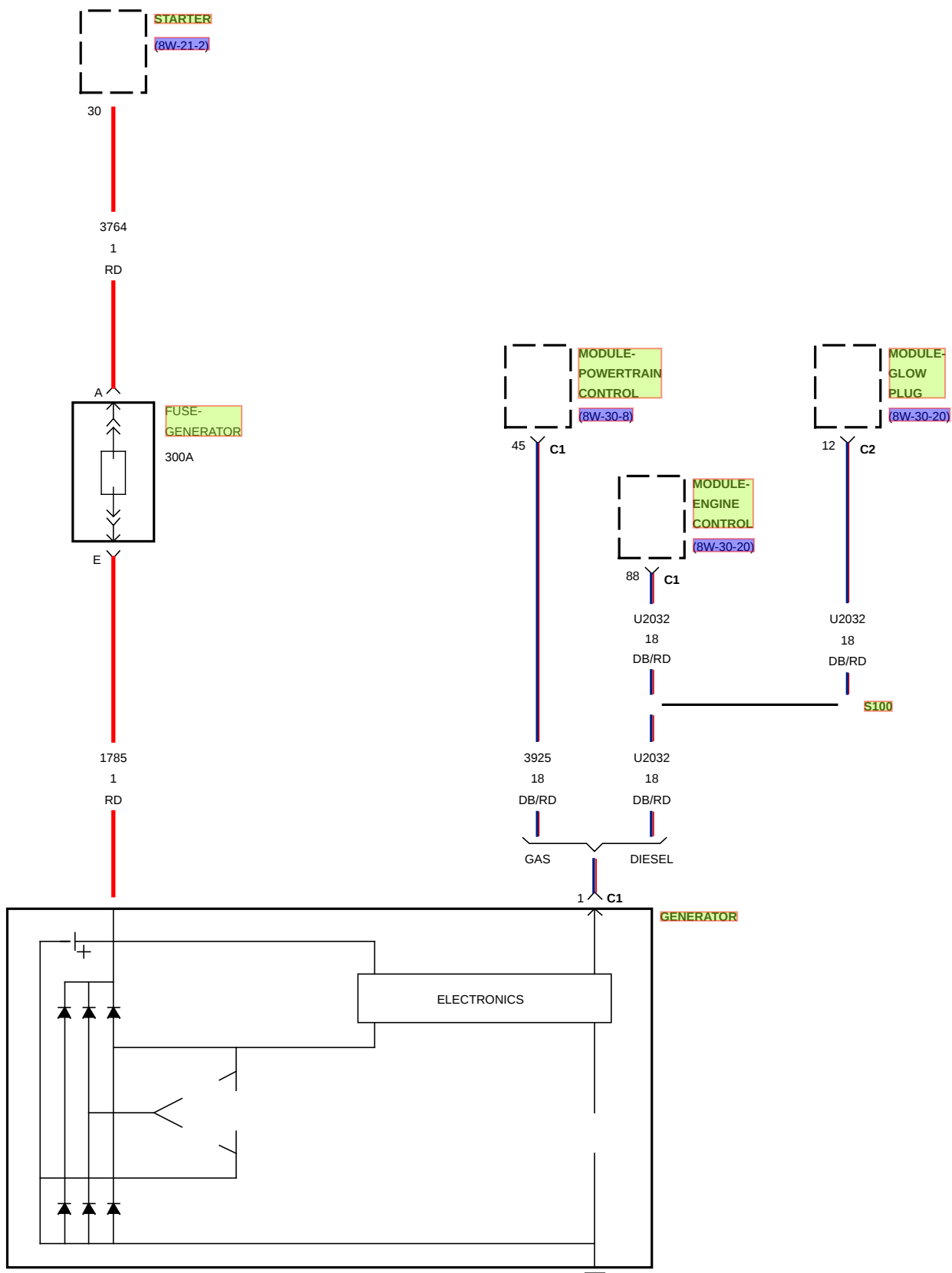
# SOUND 20  
 ## BASE  
 Δ ATC  
 ΔΔ MTC



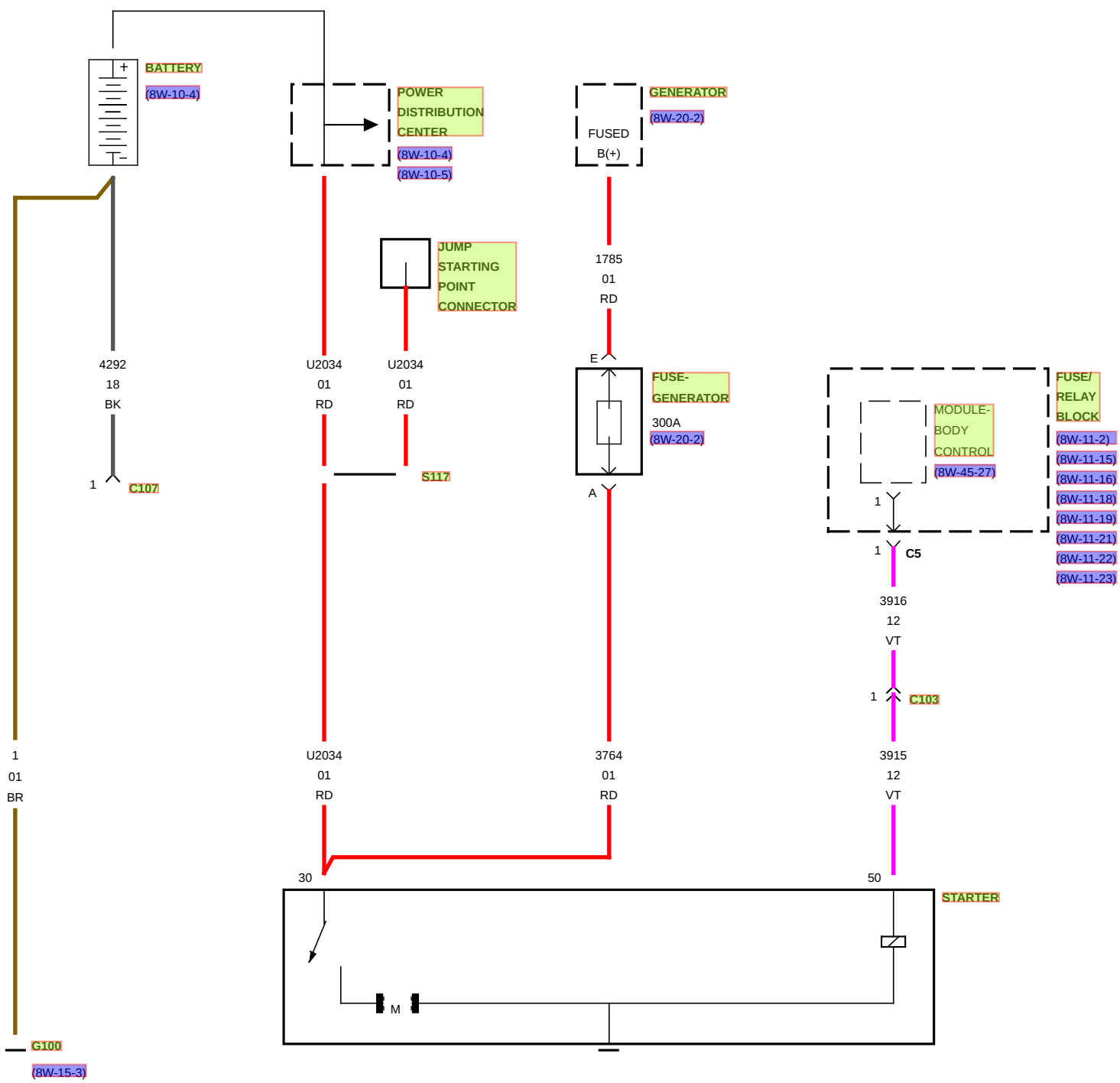




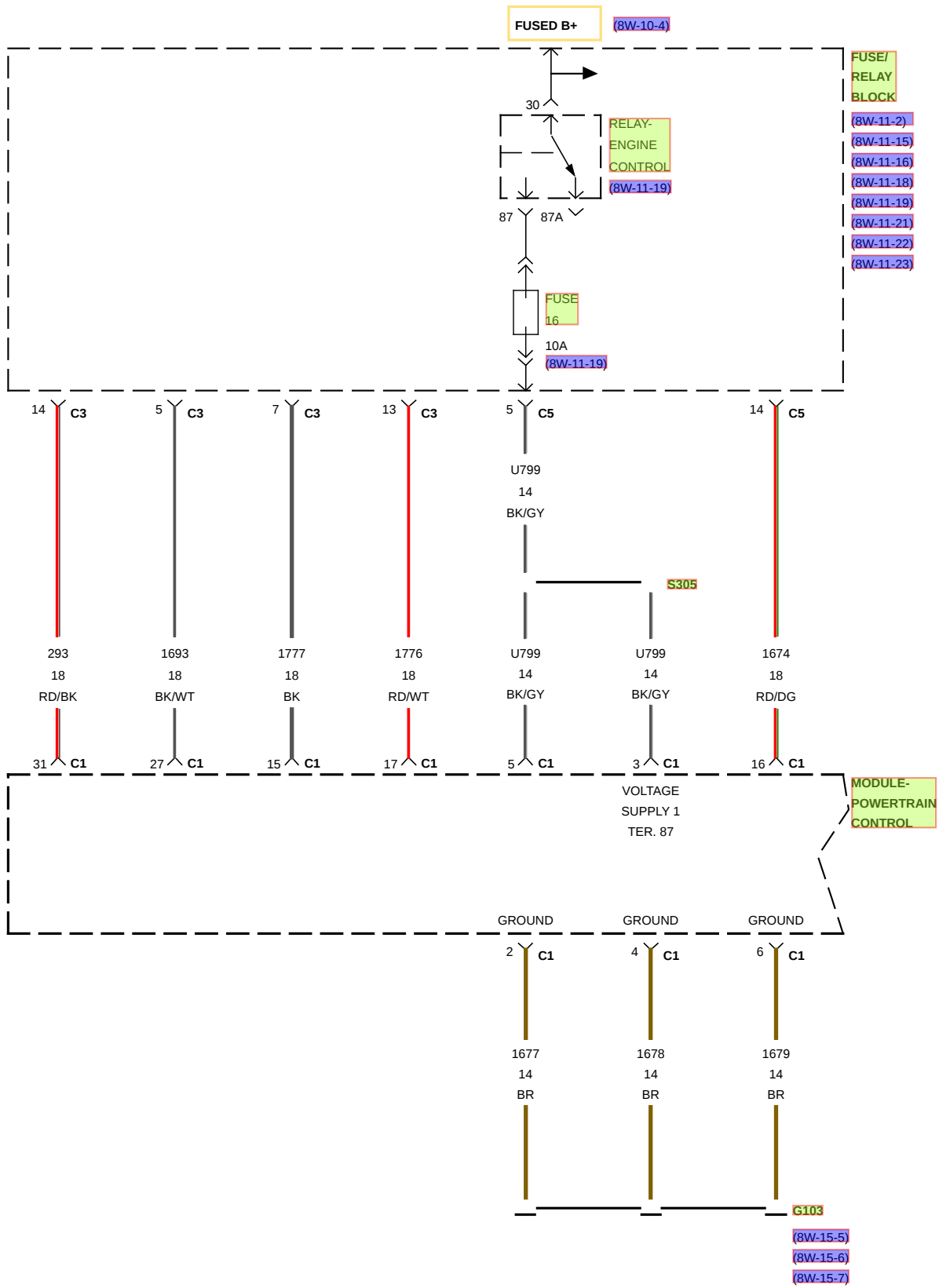




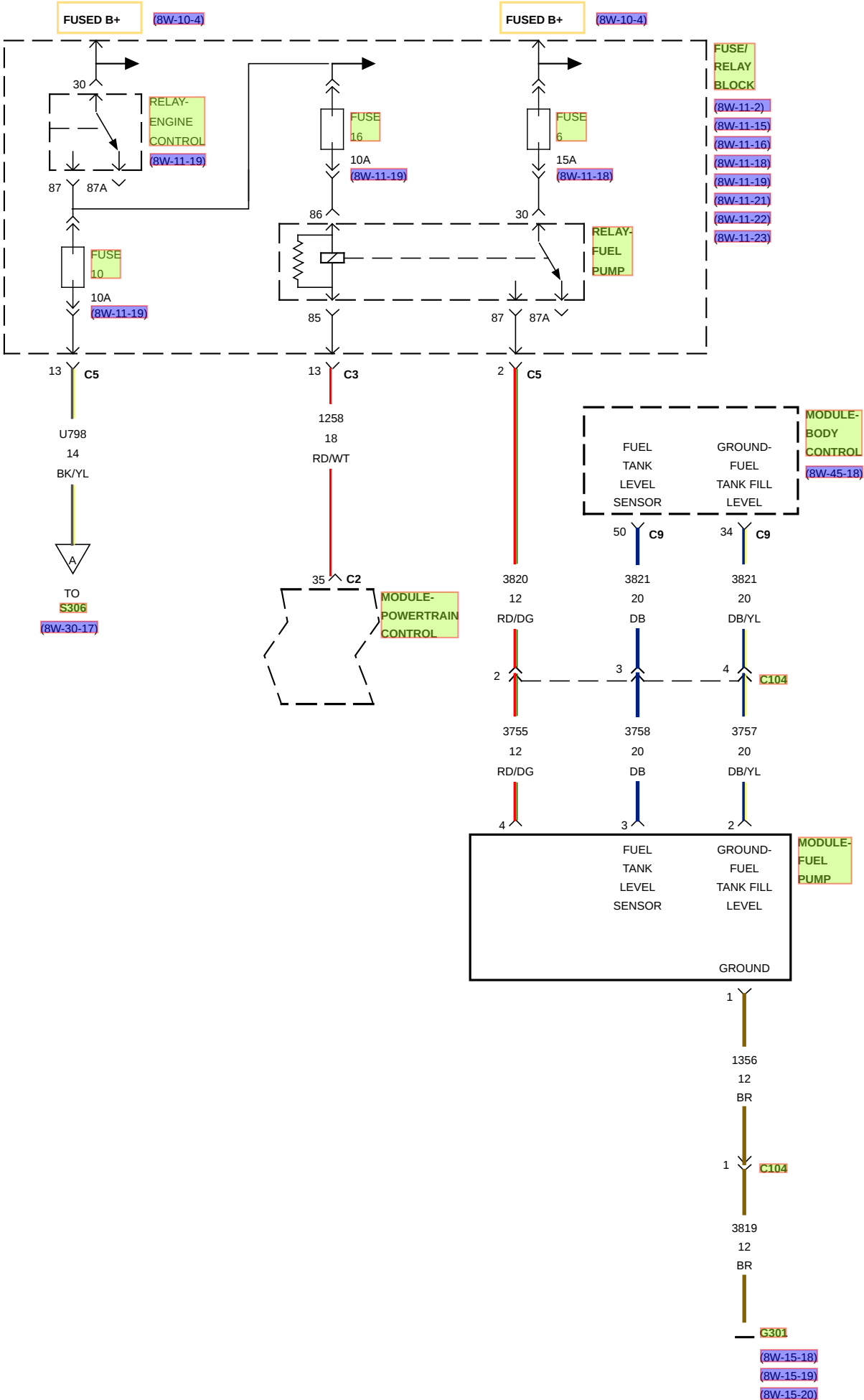




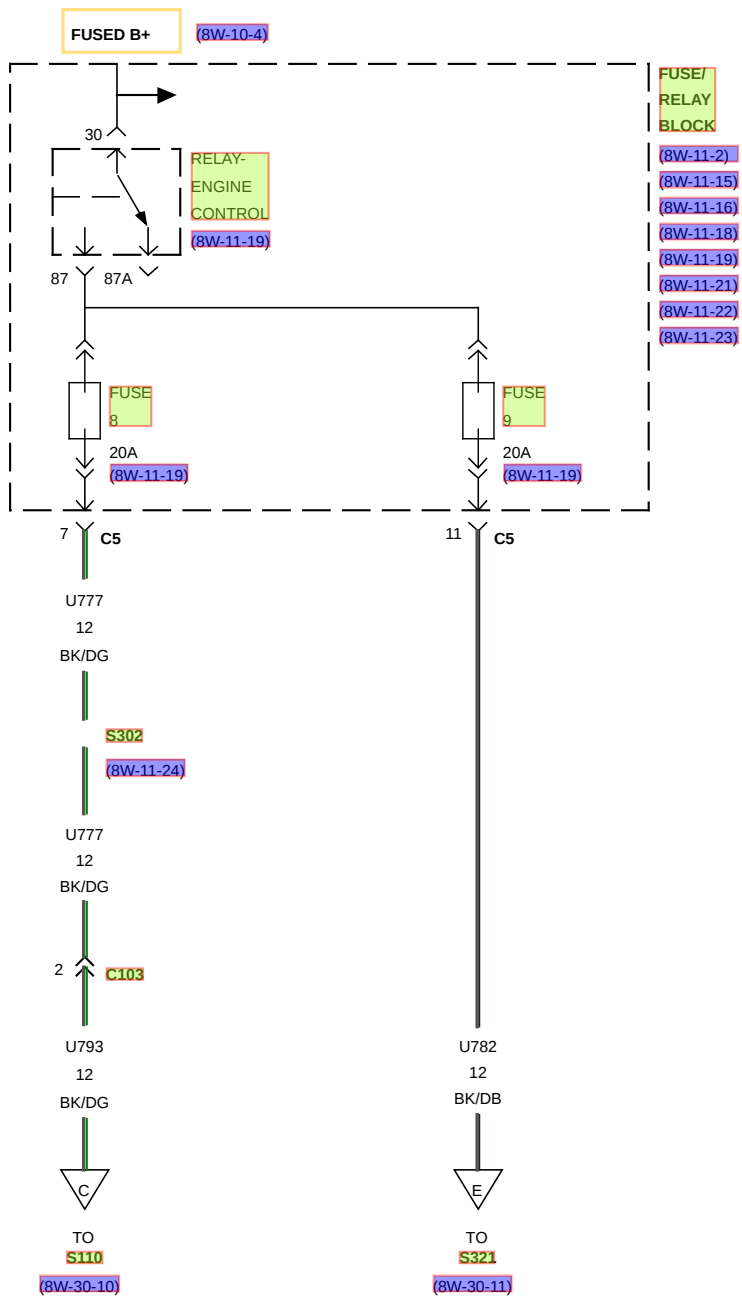
GAS



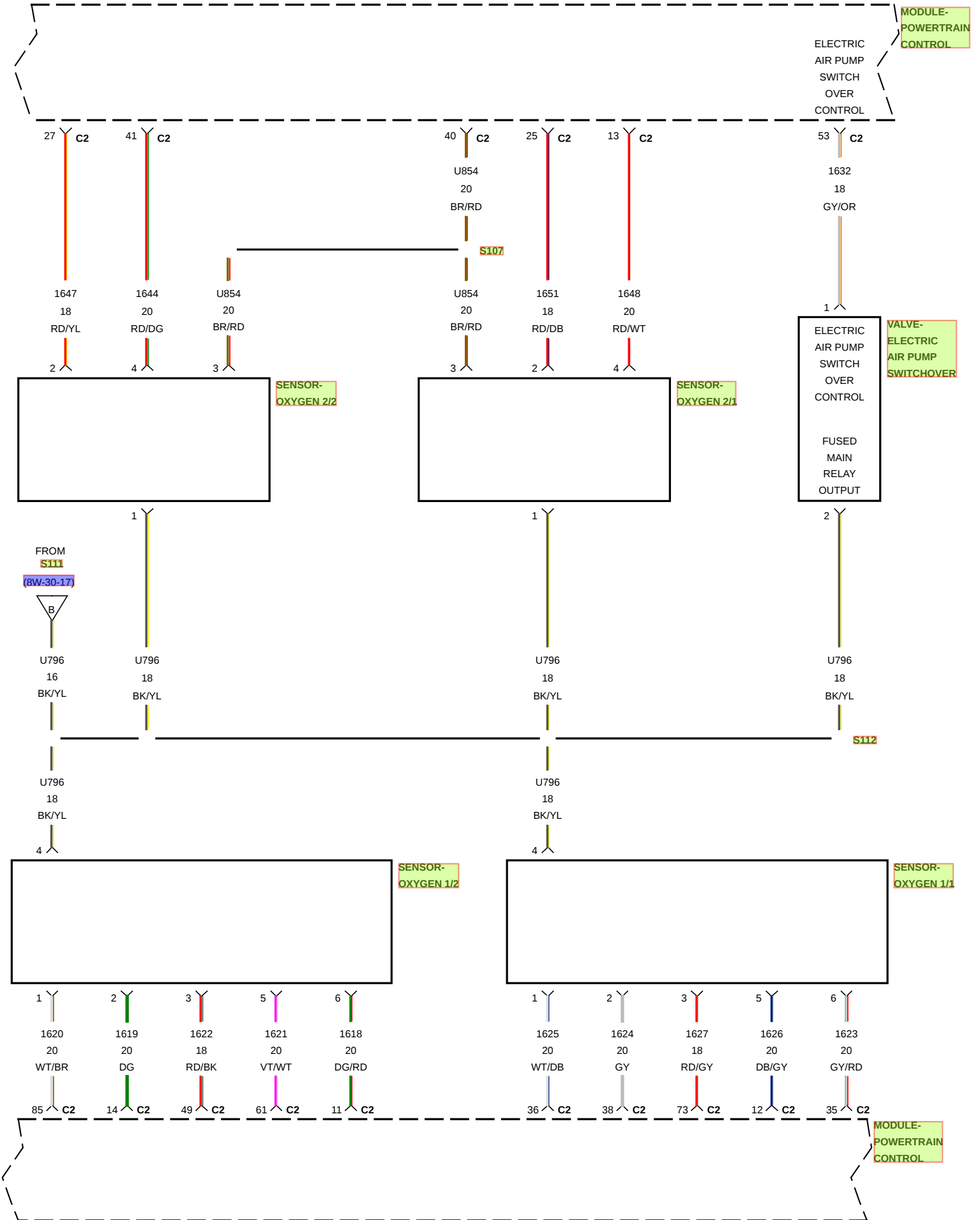
GAS



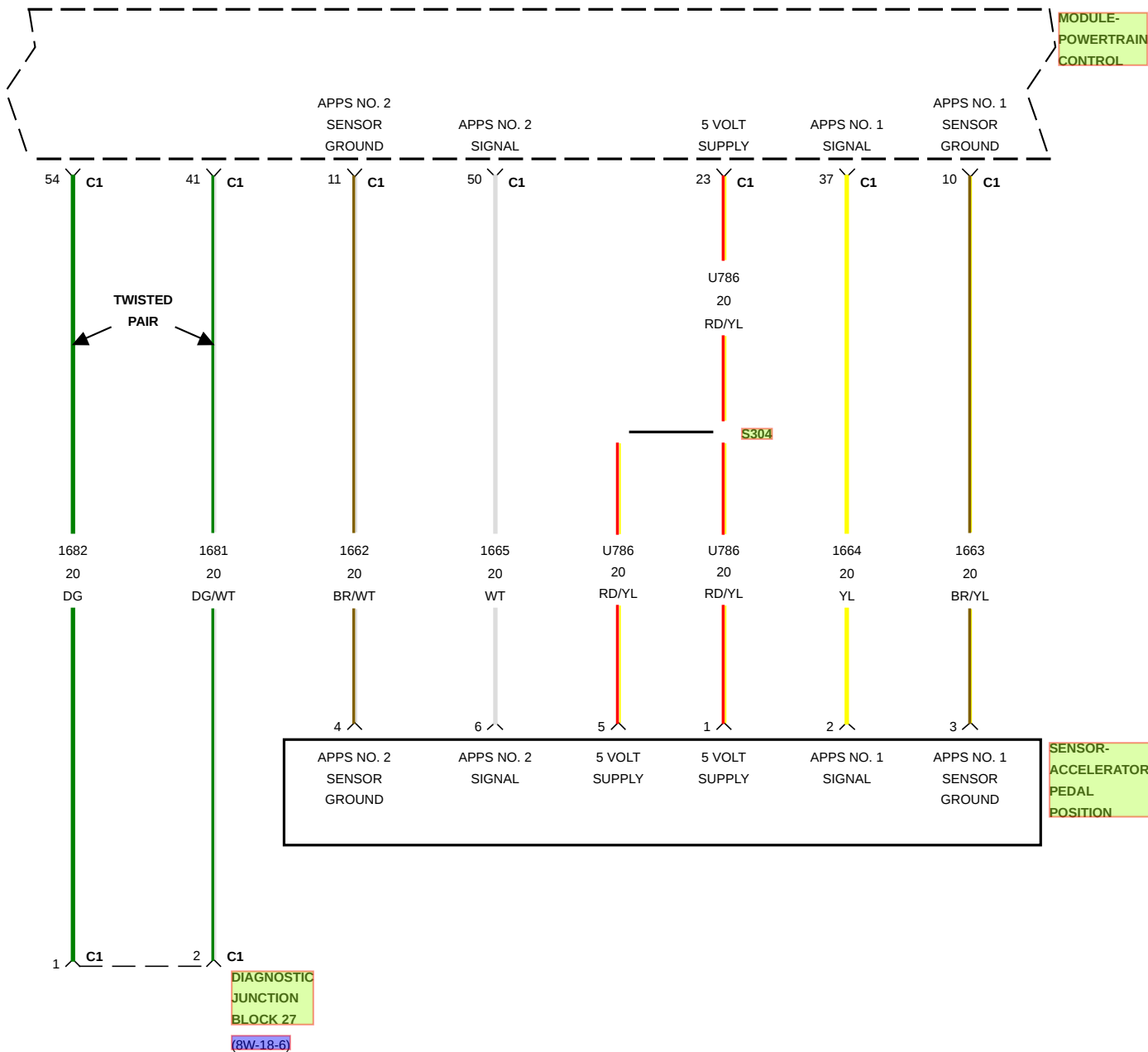
GAS



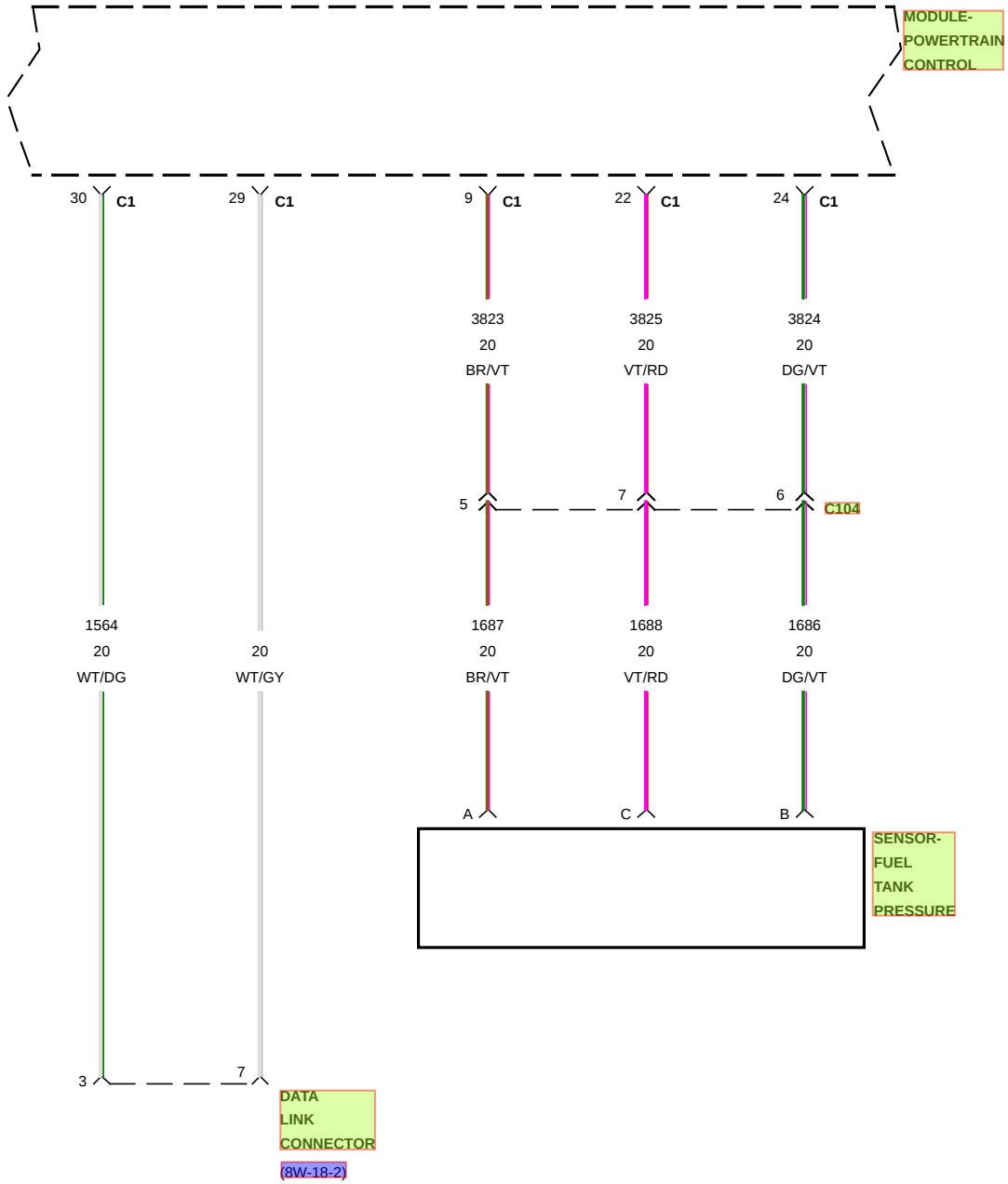
GAS



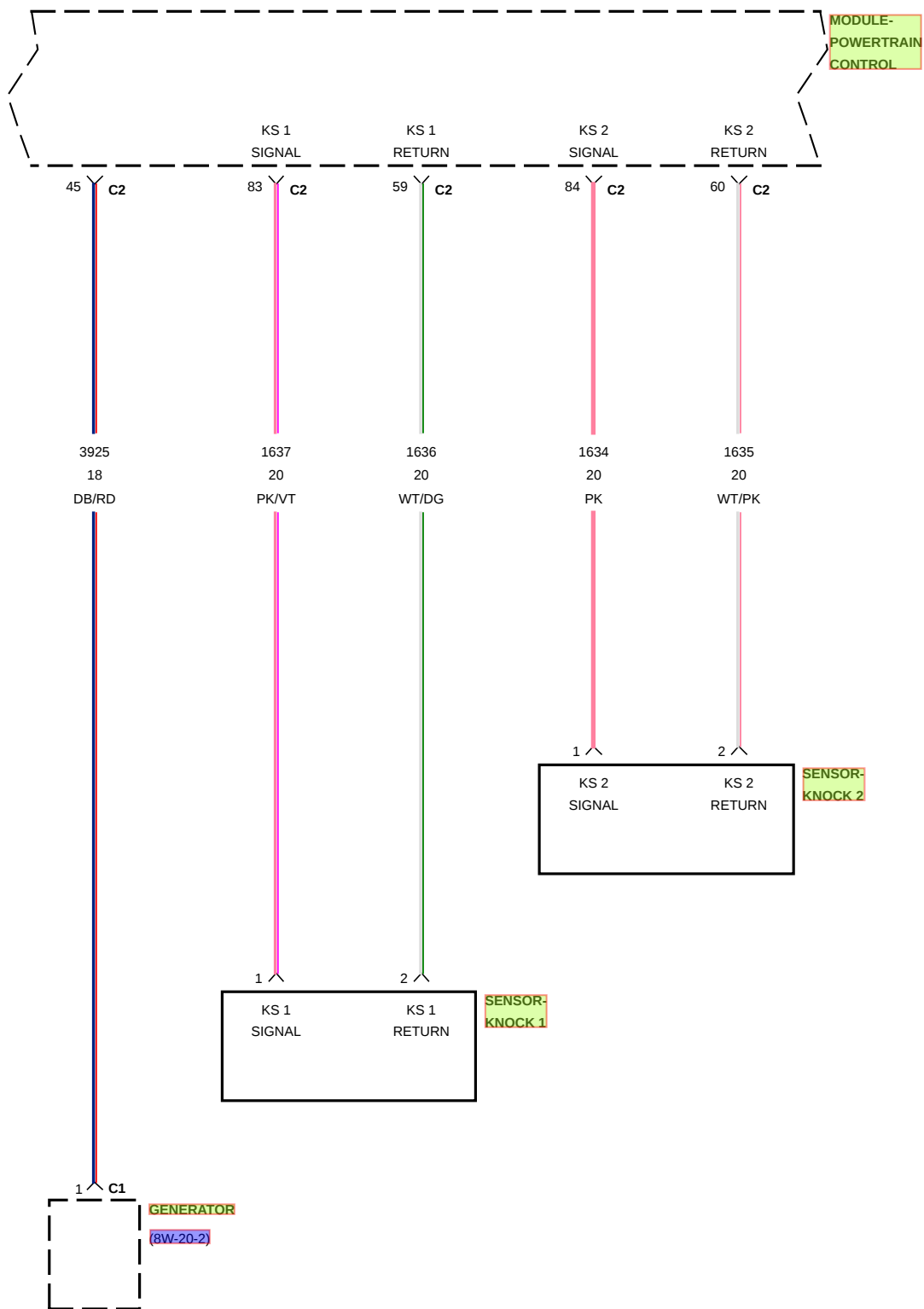
GAS



GAS

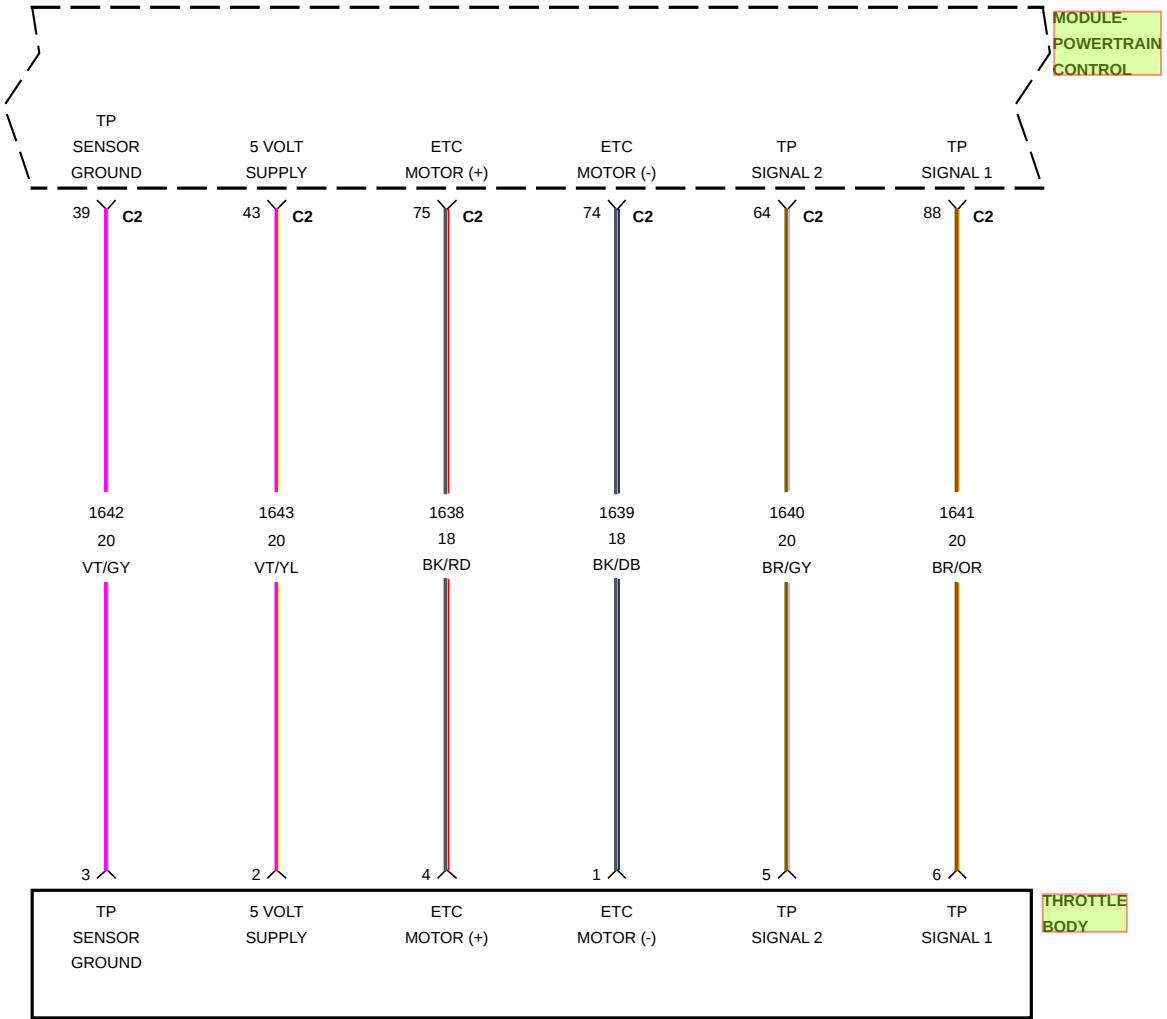


GAS

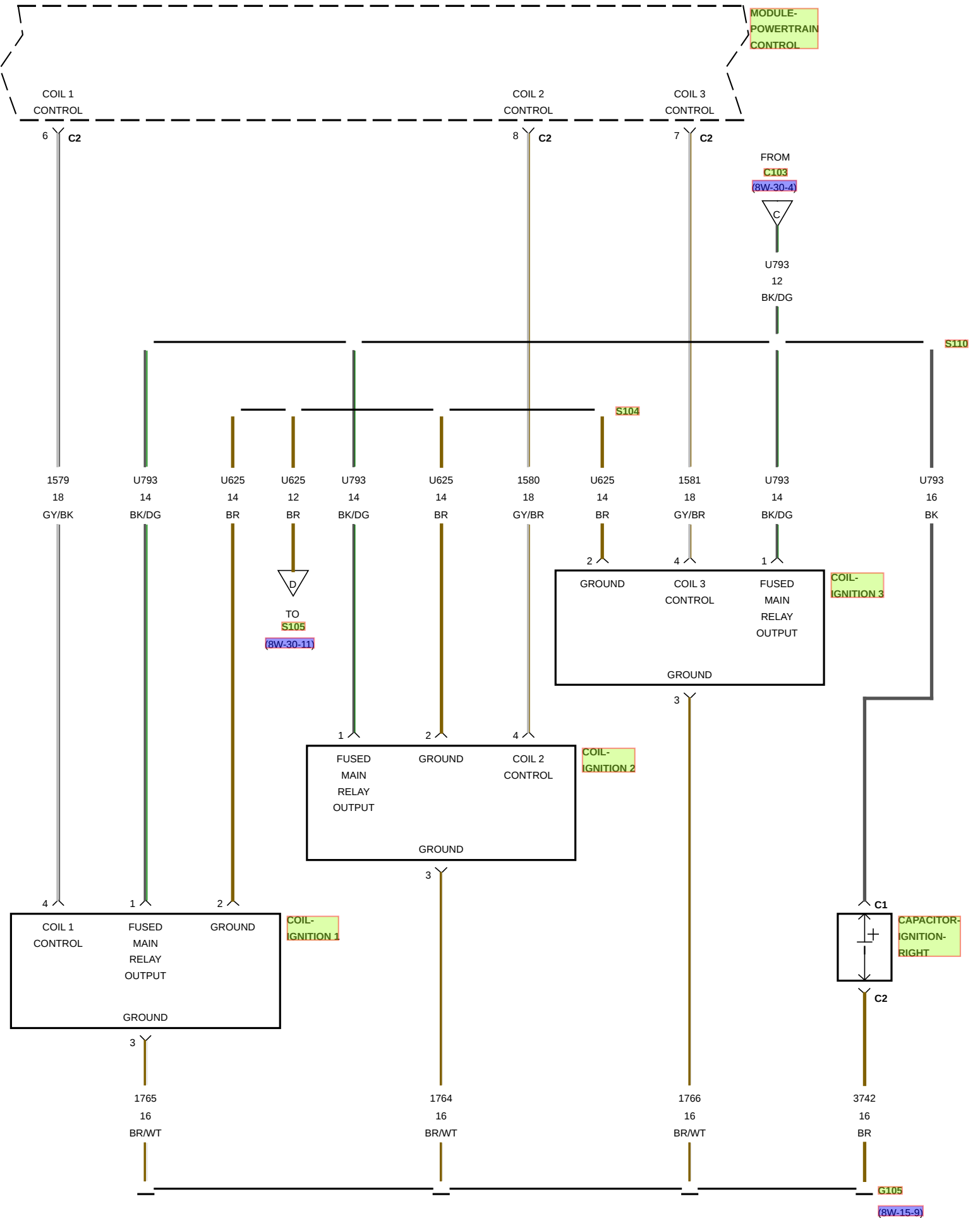




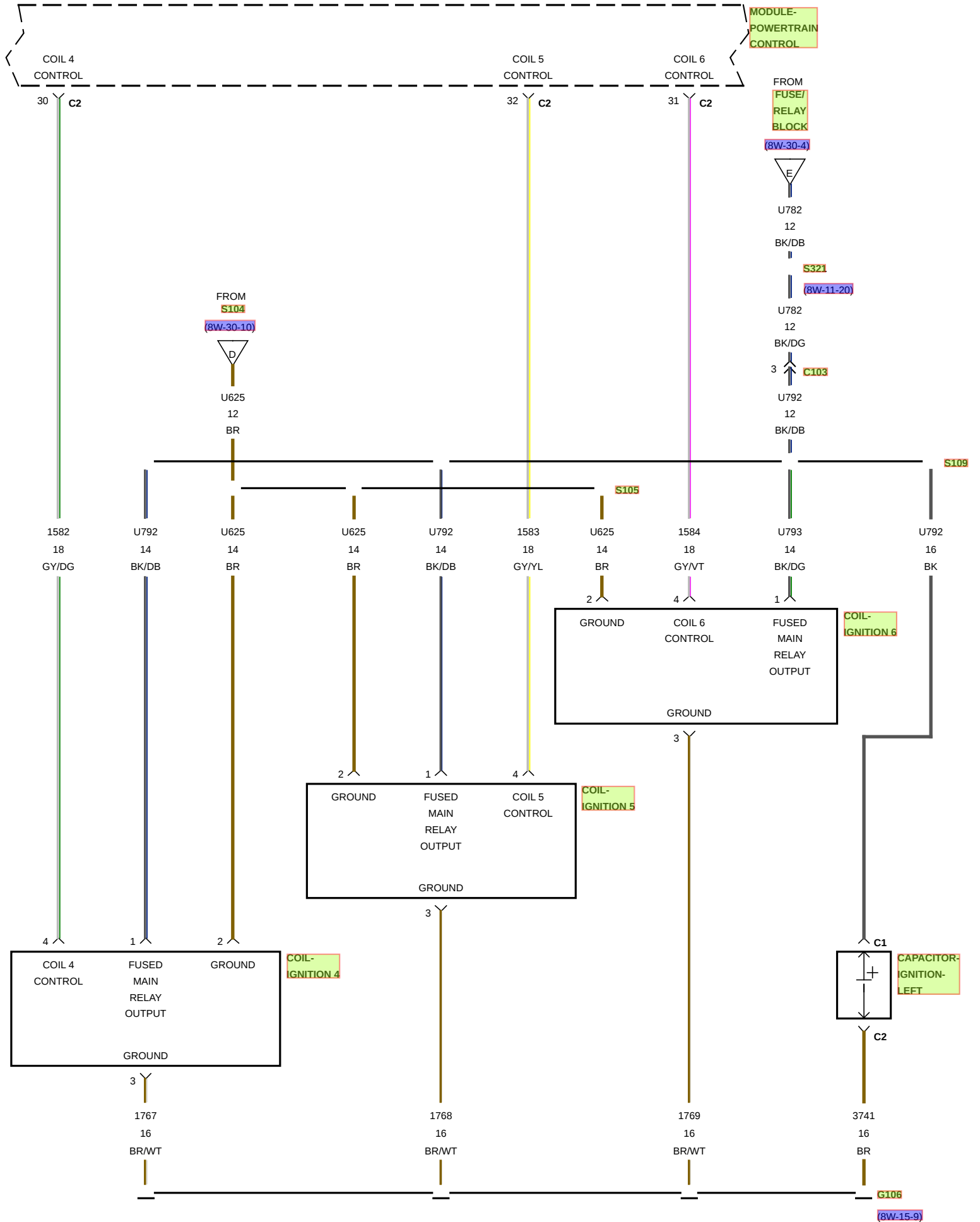
GAS



GAS

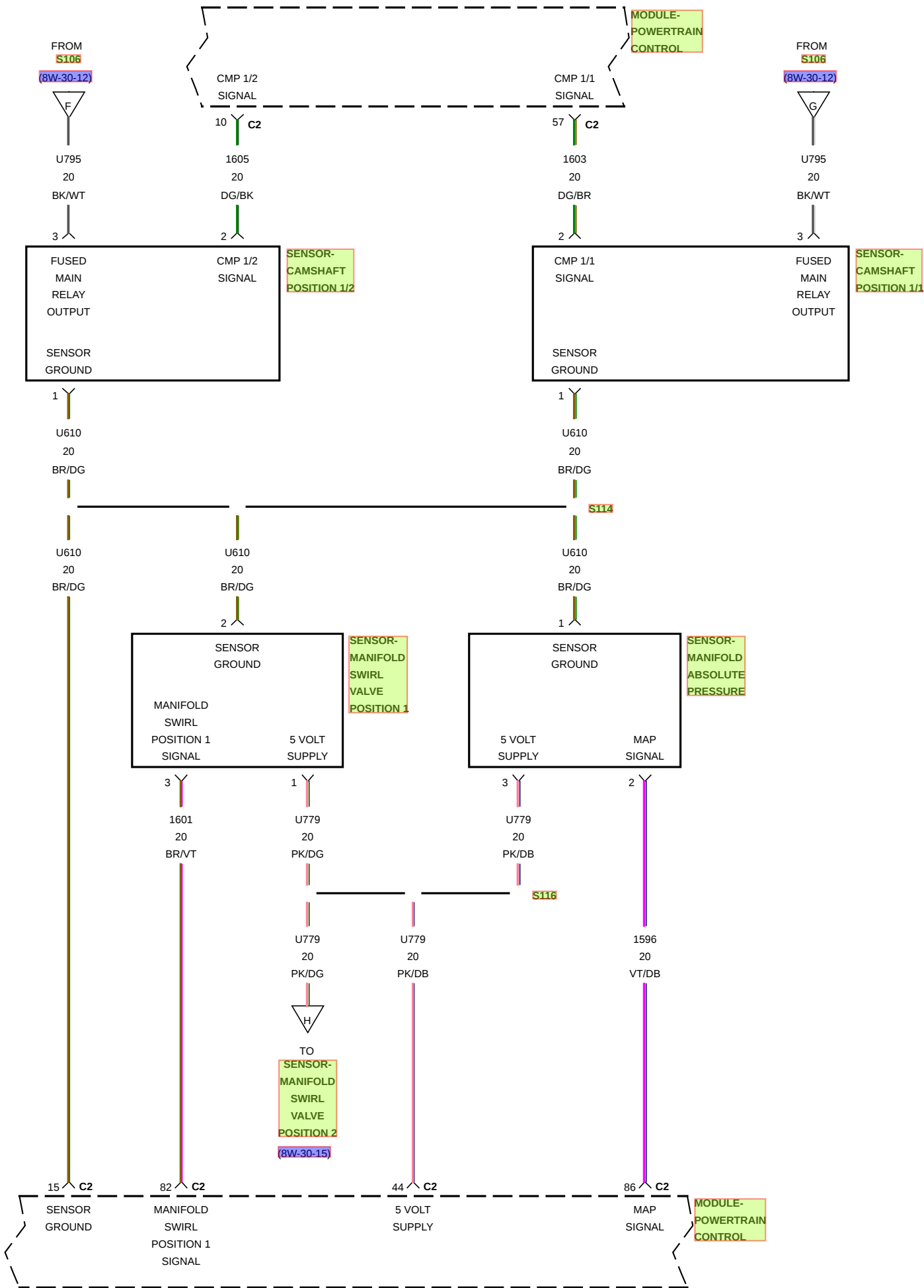


GAS

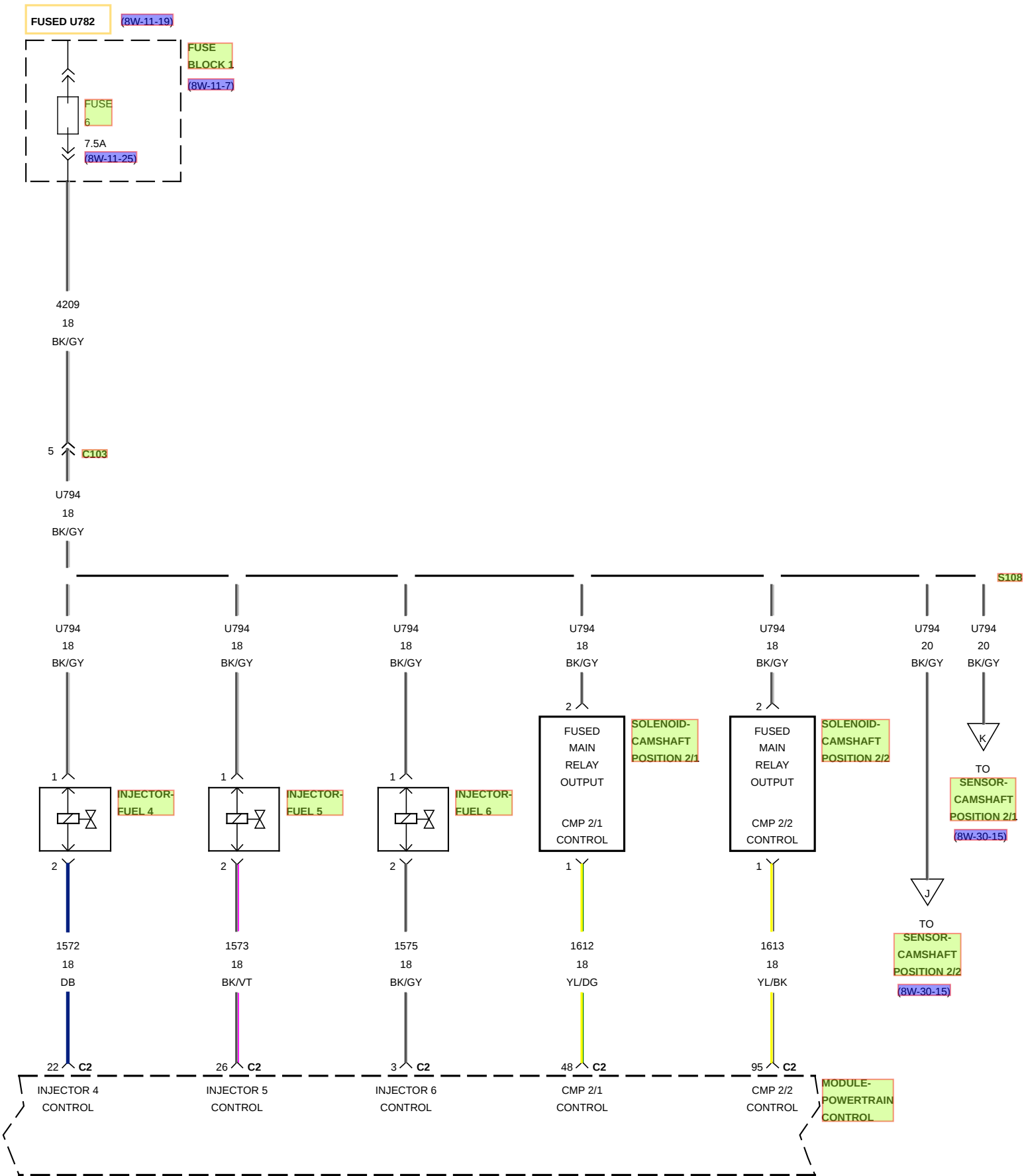




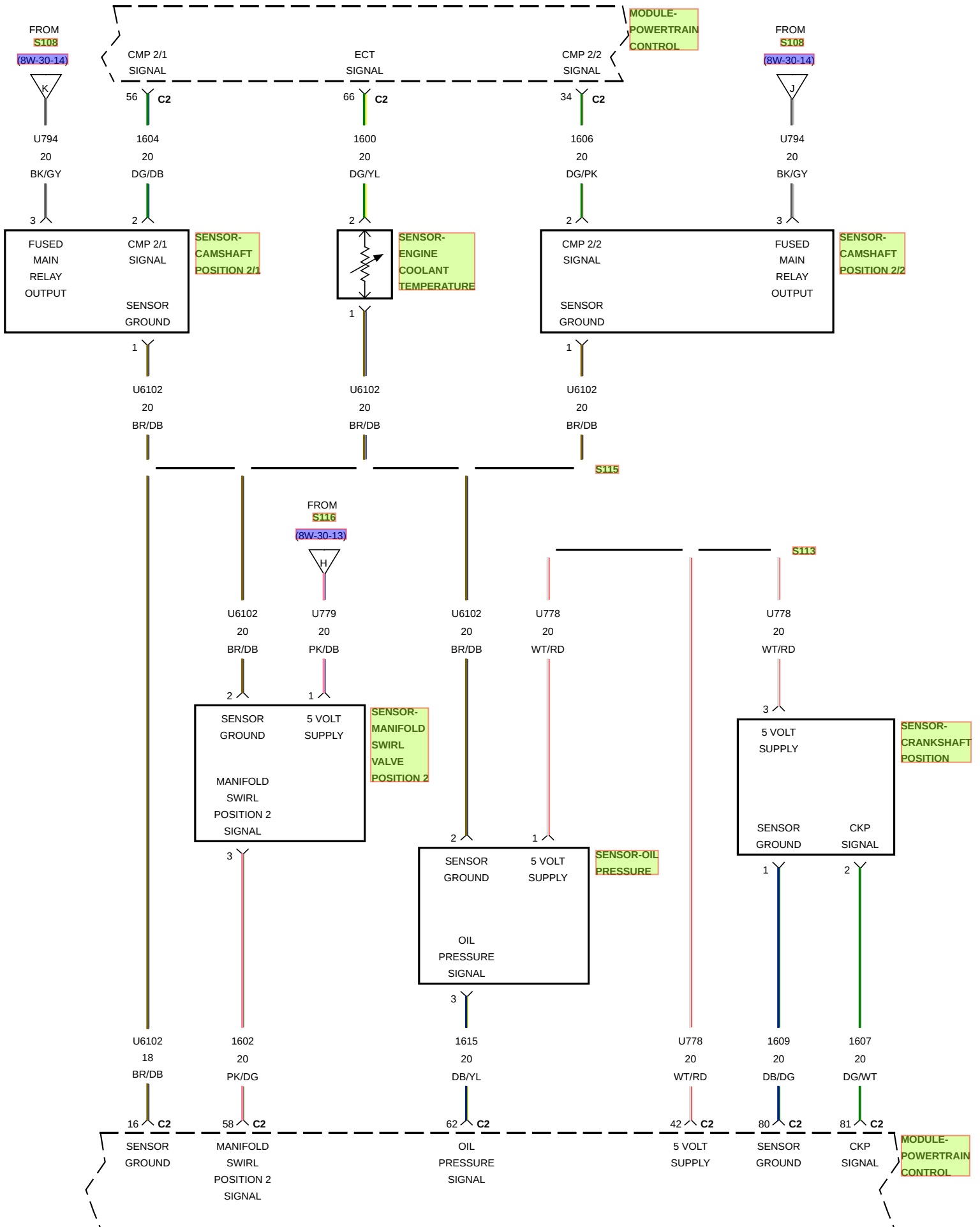
GAS



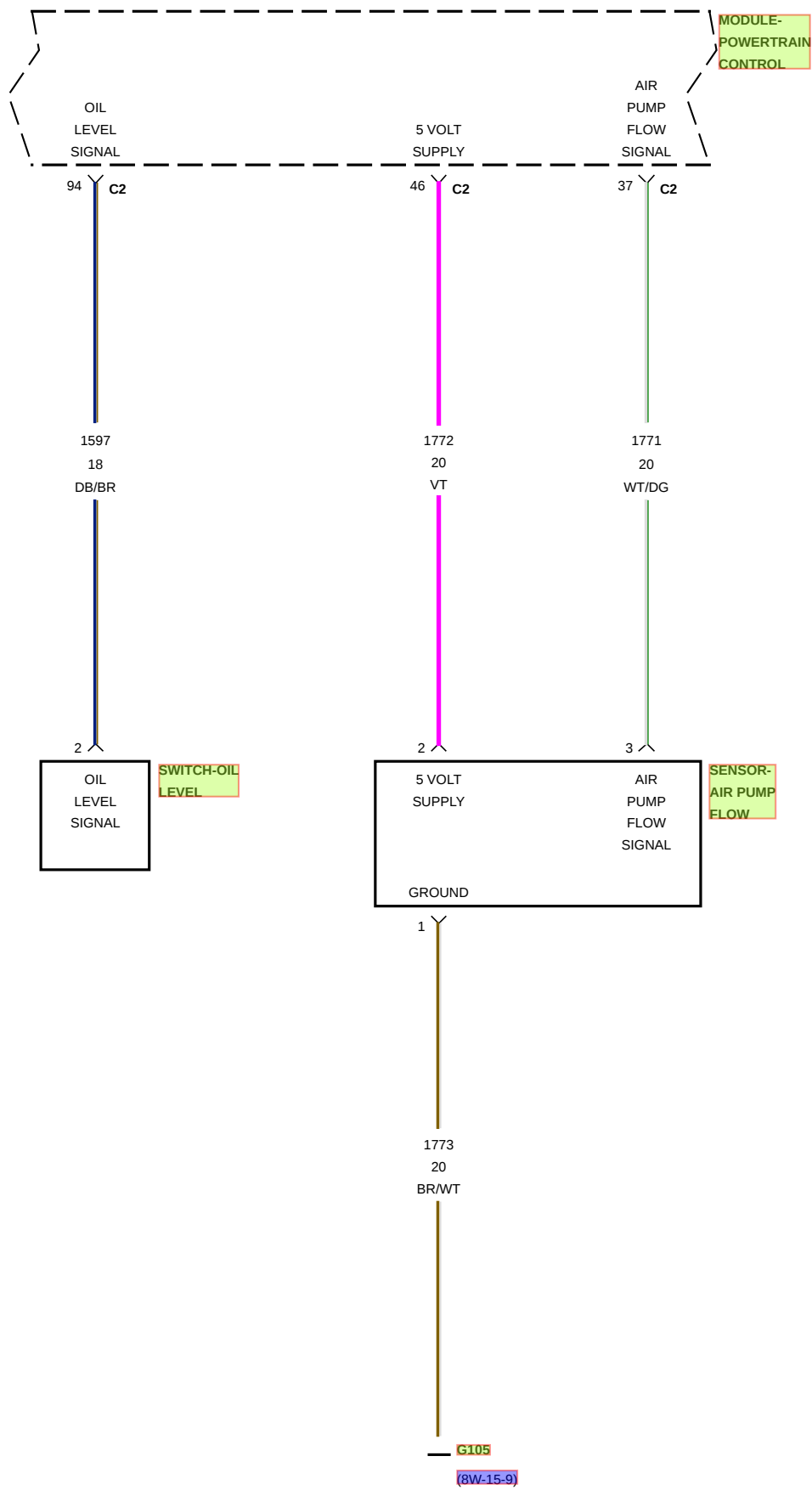
GAS



GAS



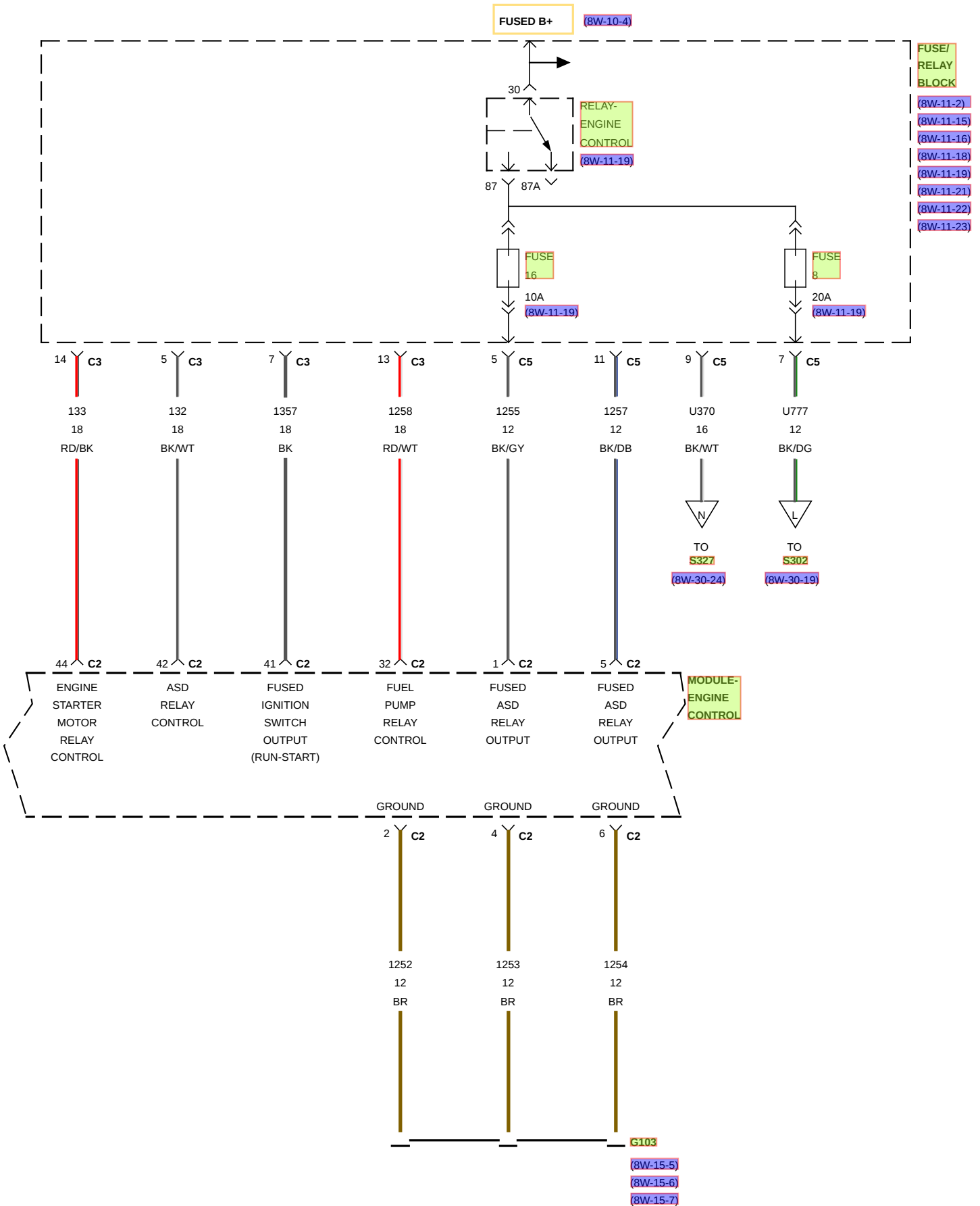
GAS



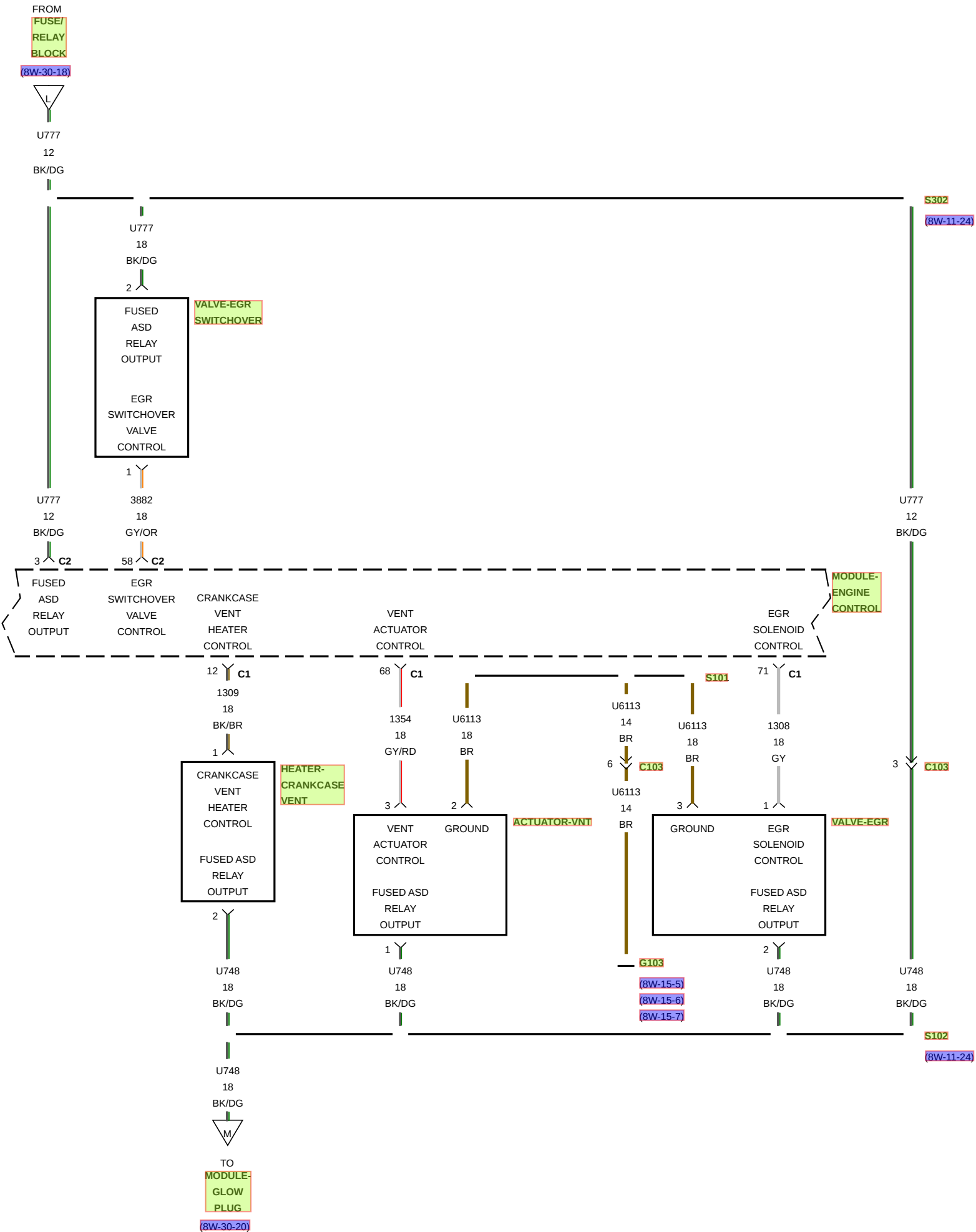




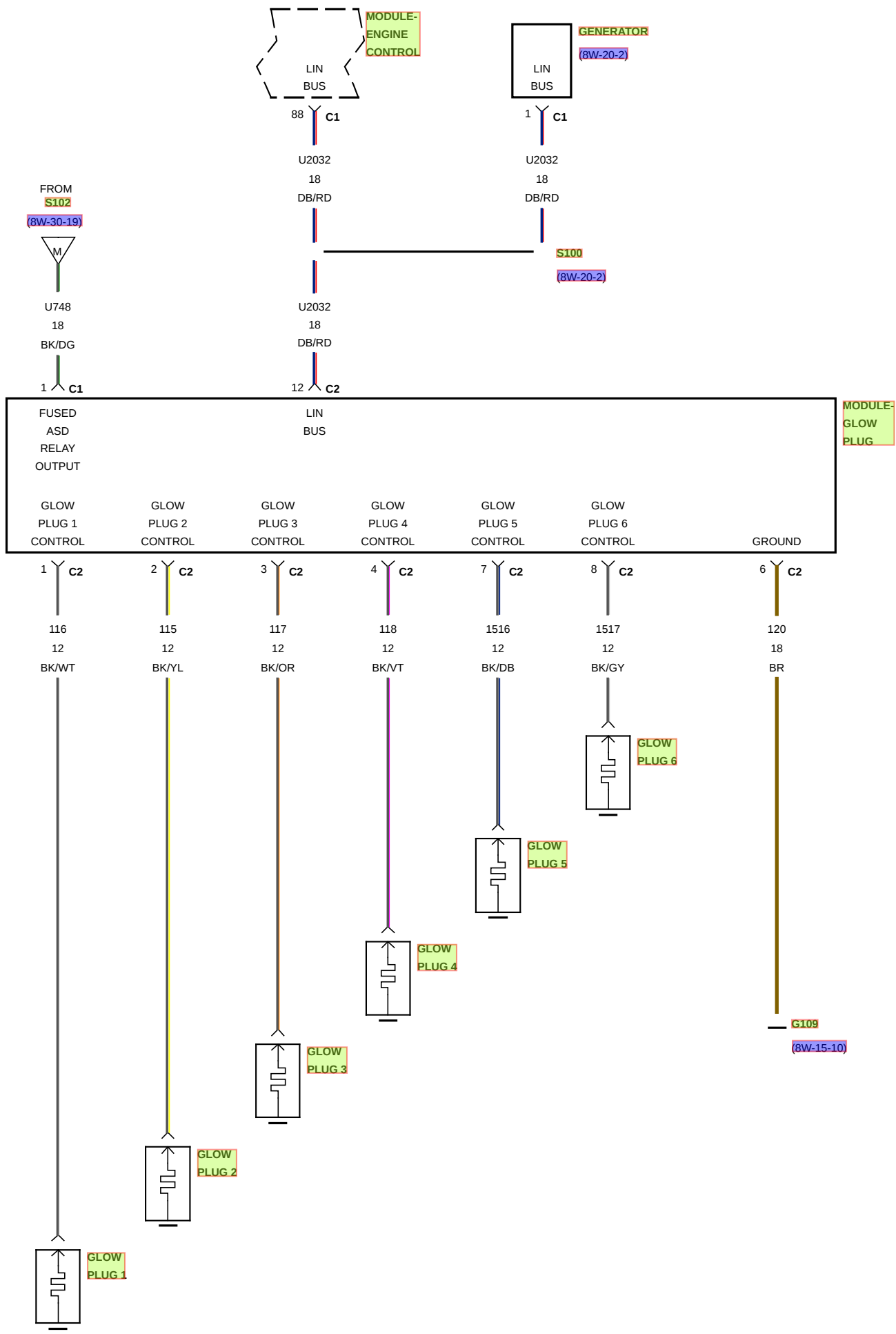
DIESEL



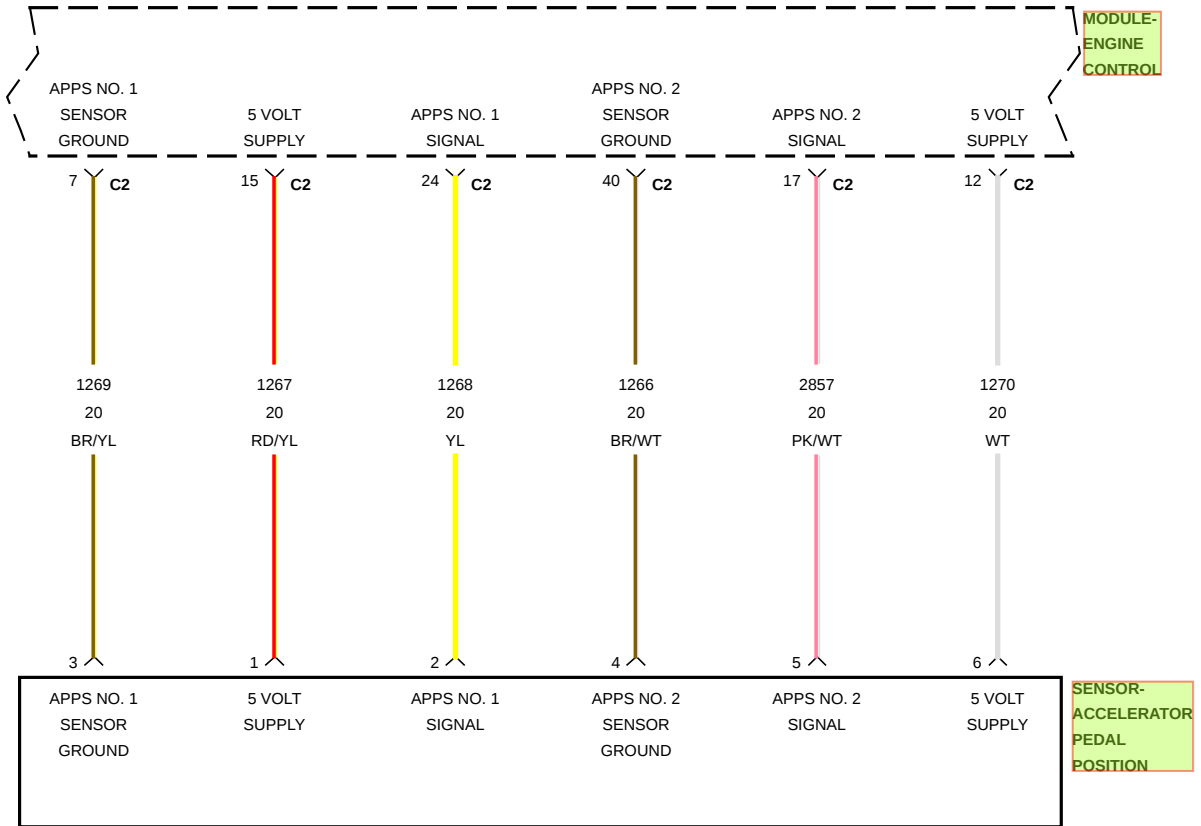
DIESEL



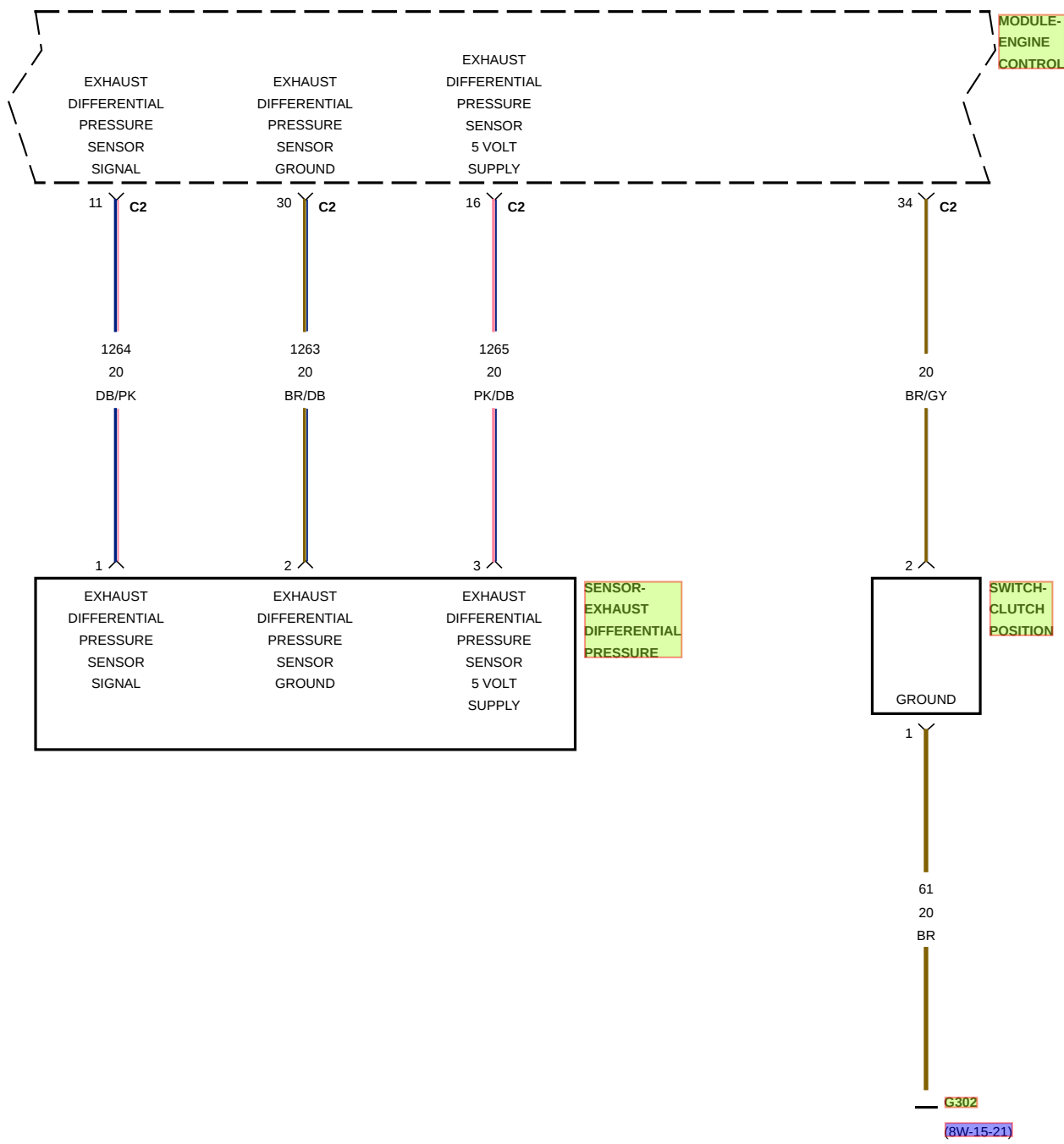
DIESEL



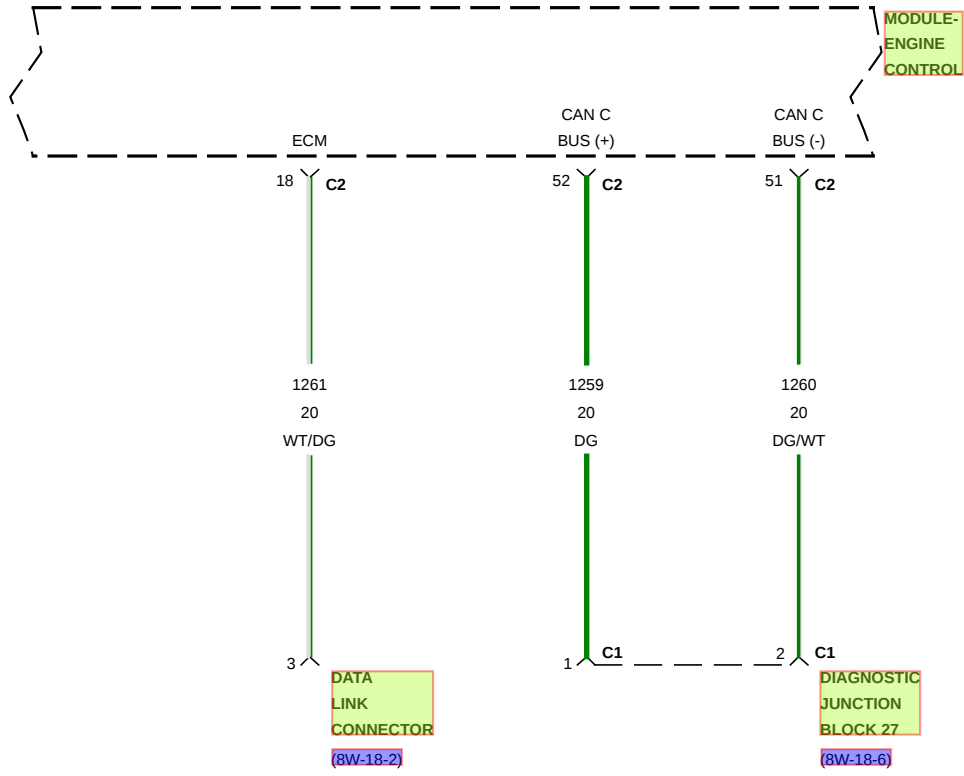
DIESEL



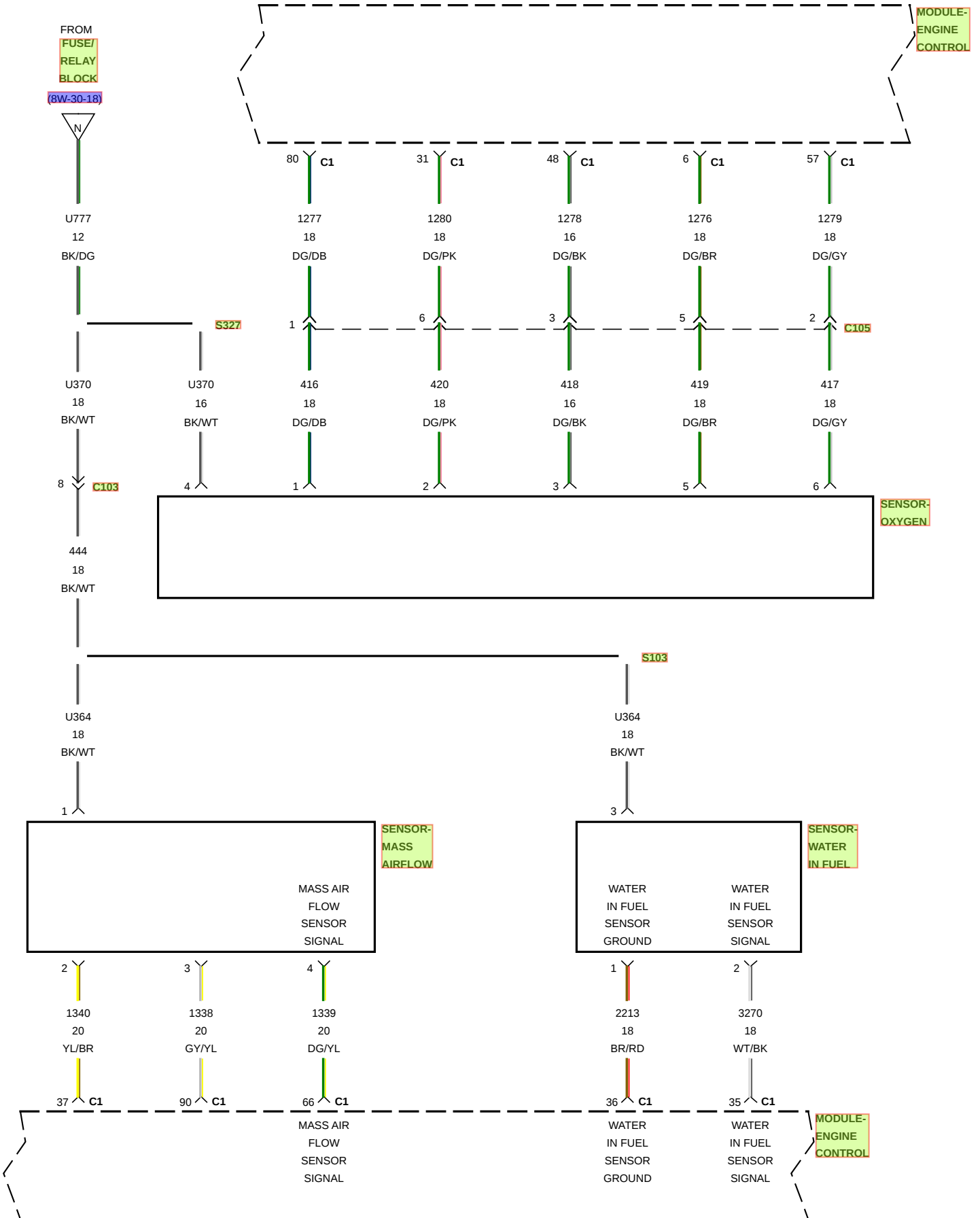
DIESEL



DIESEL

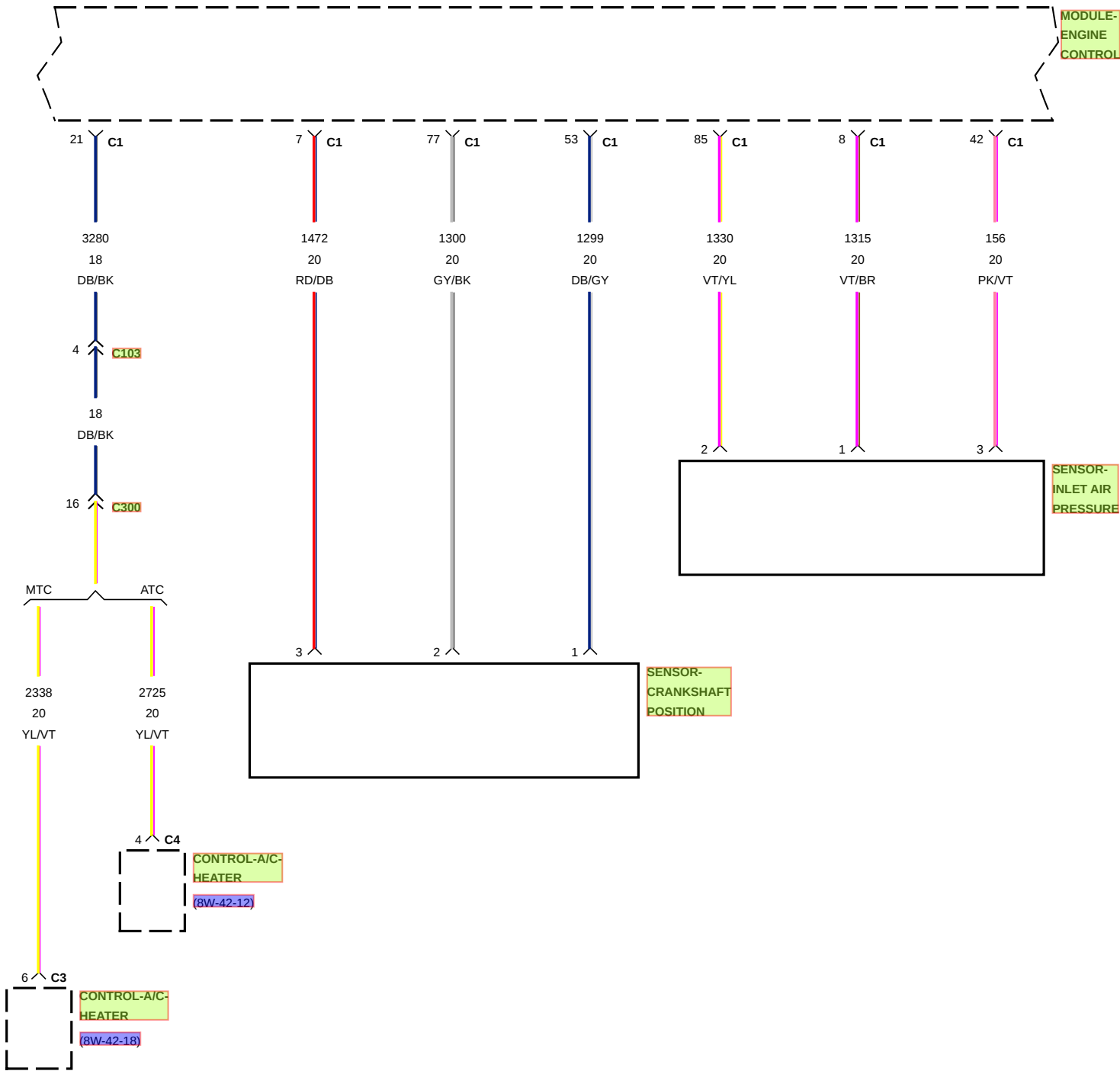


DIESEL

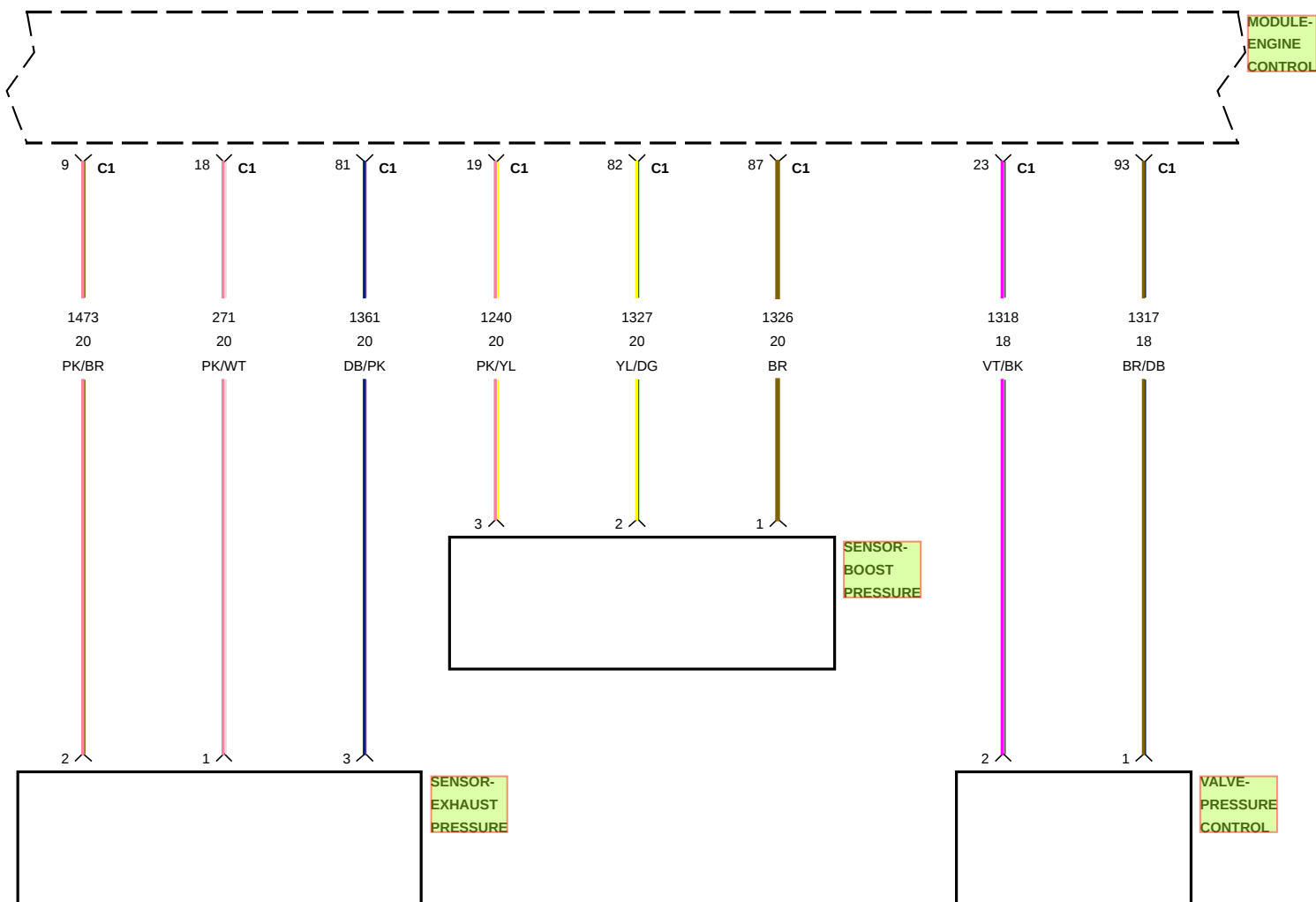




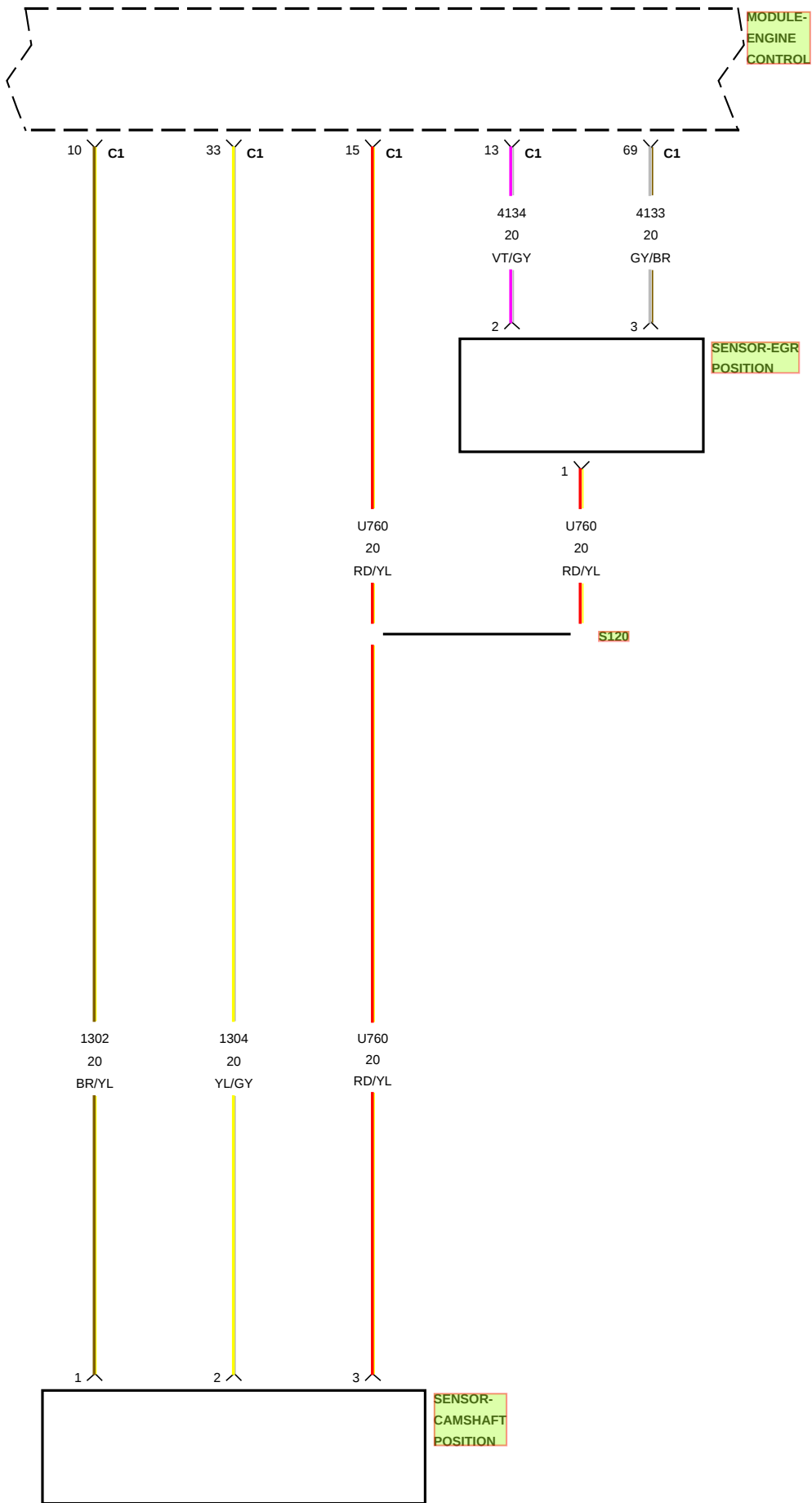
DIESEL



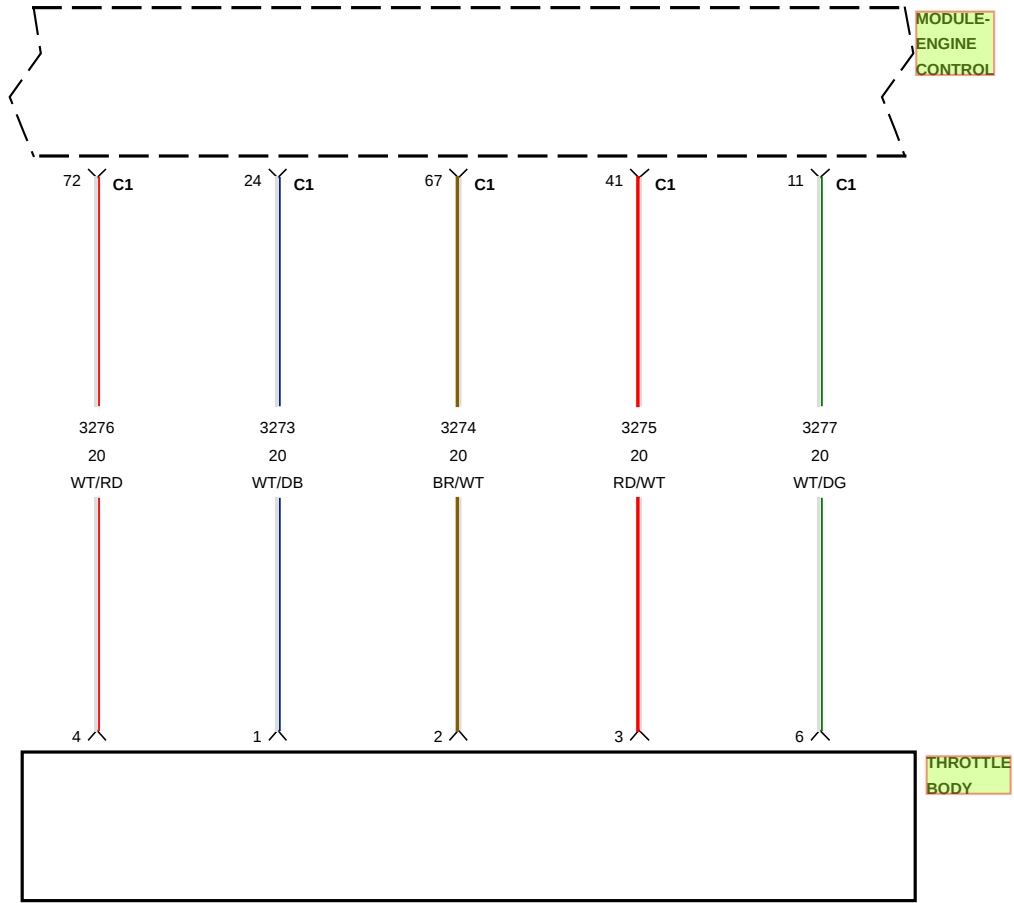
DIESEL



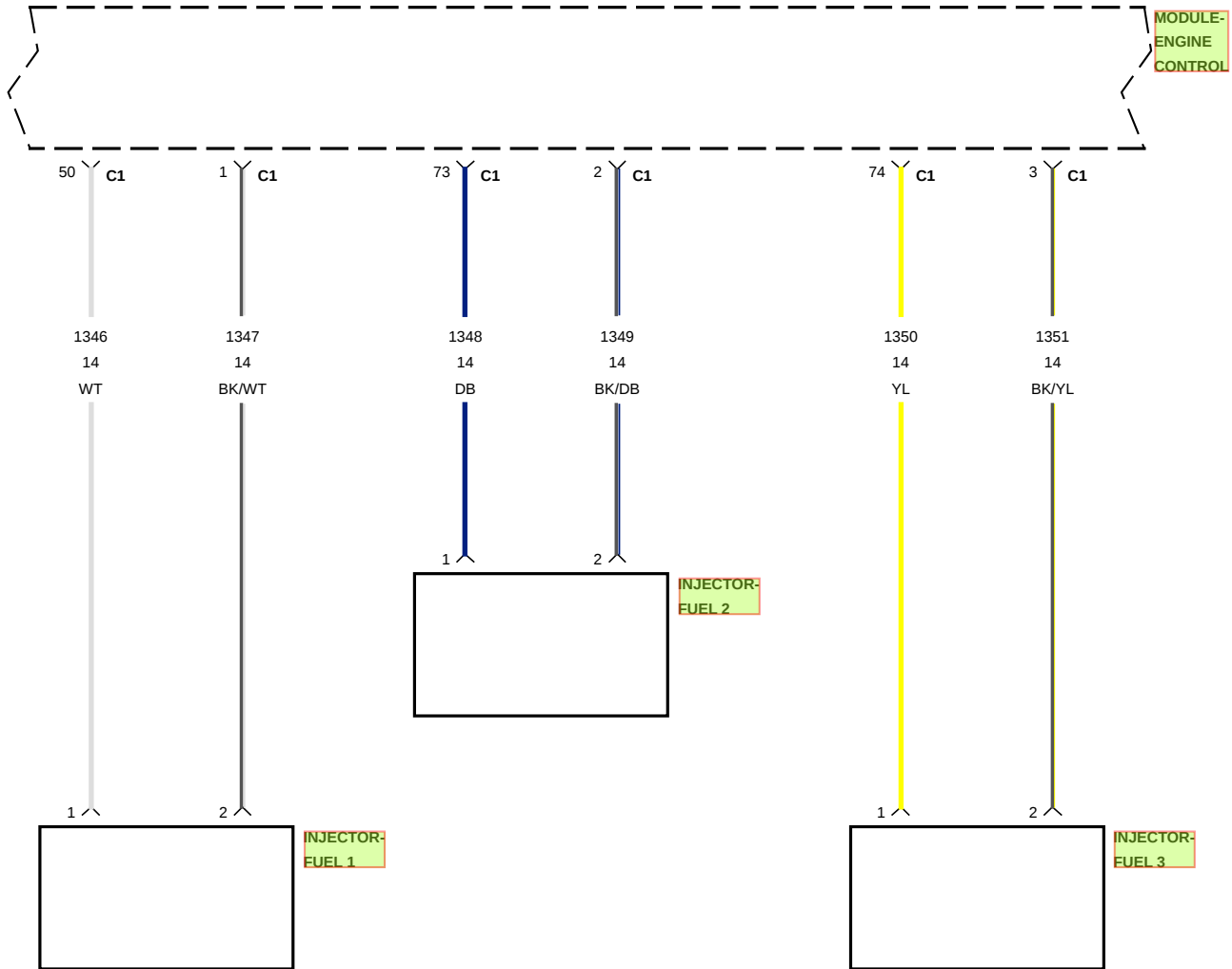
DIESEL



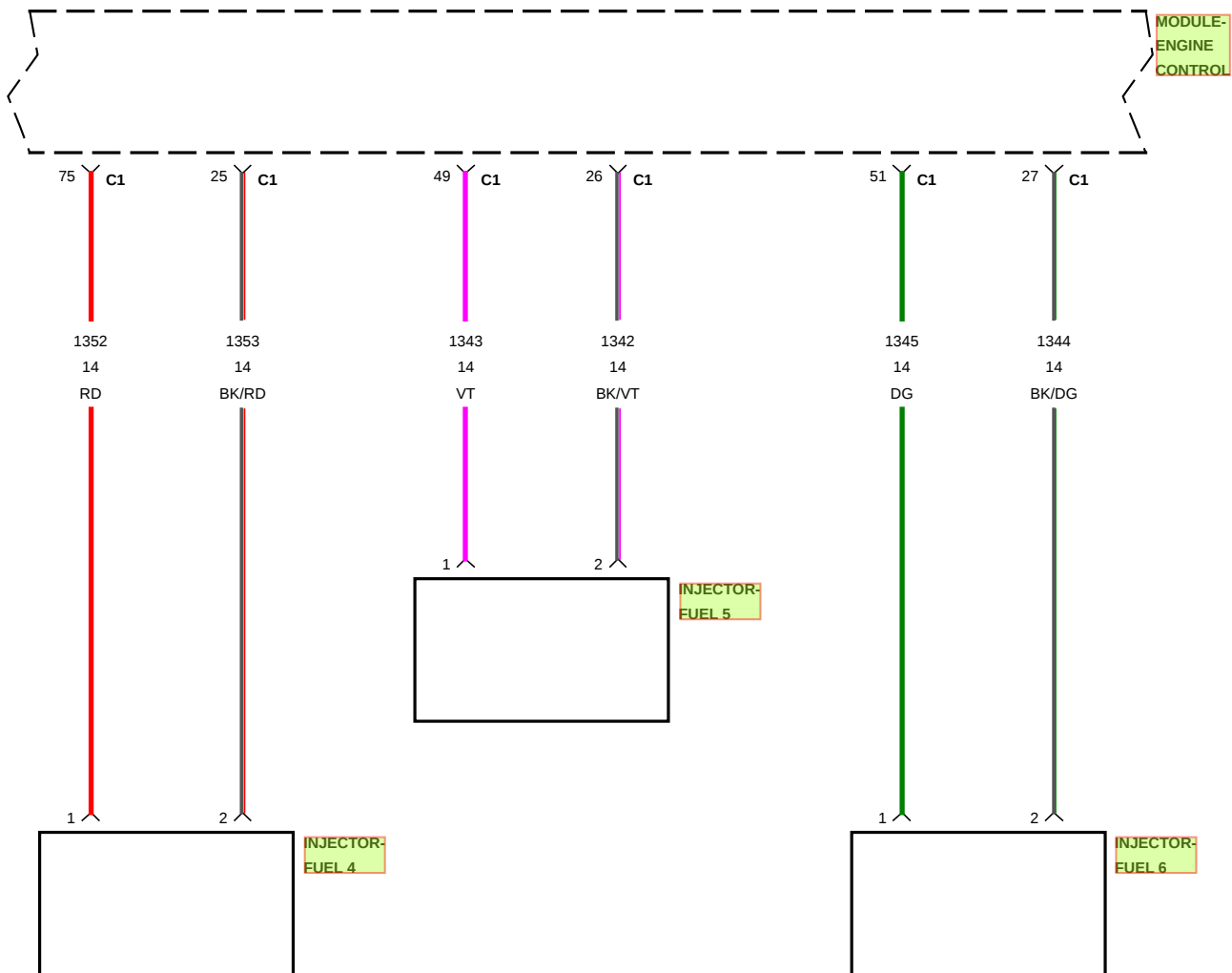
DIESEL



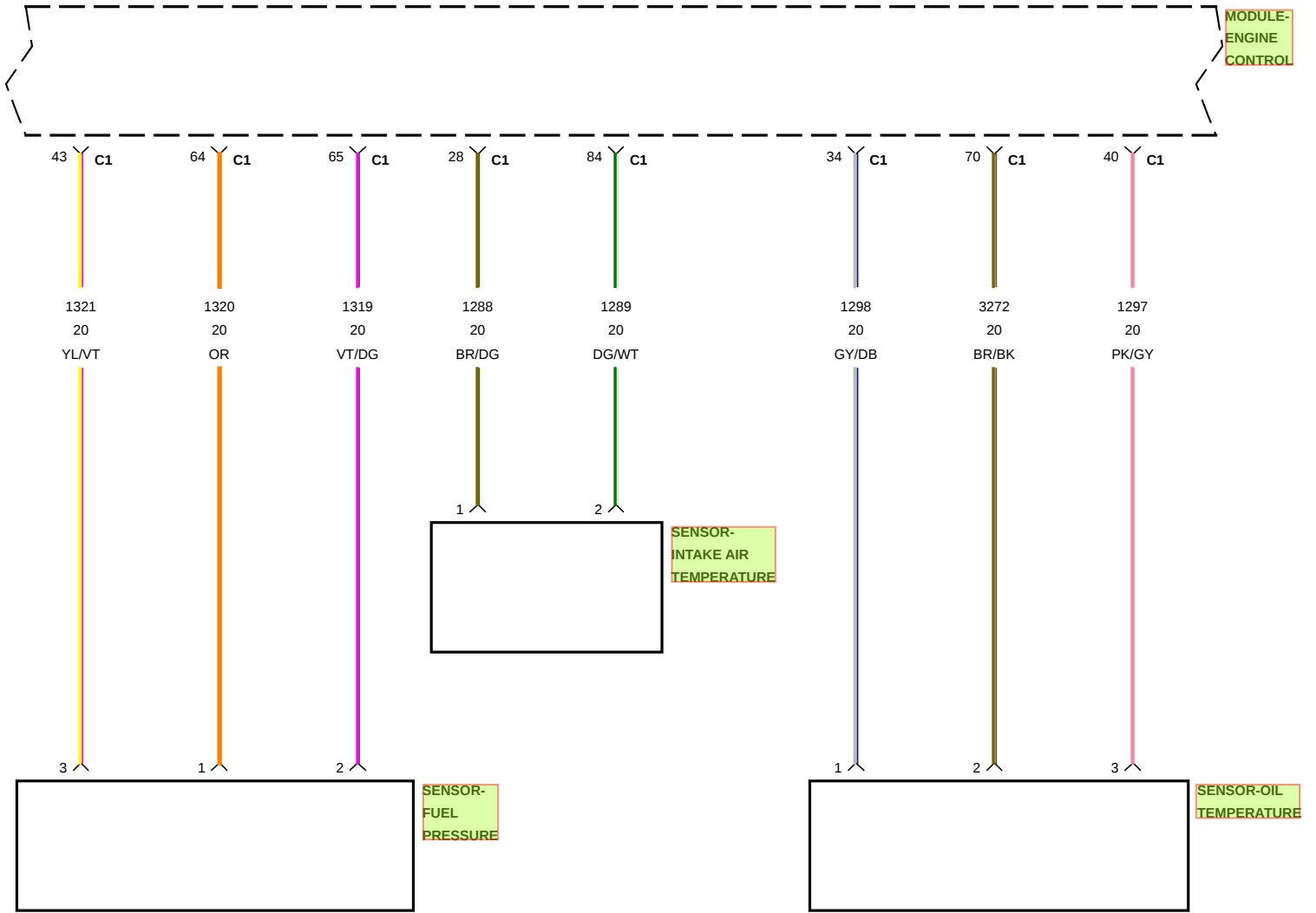
DIESEL



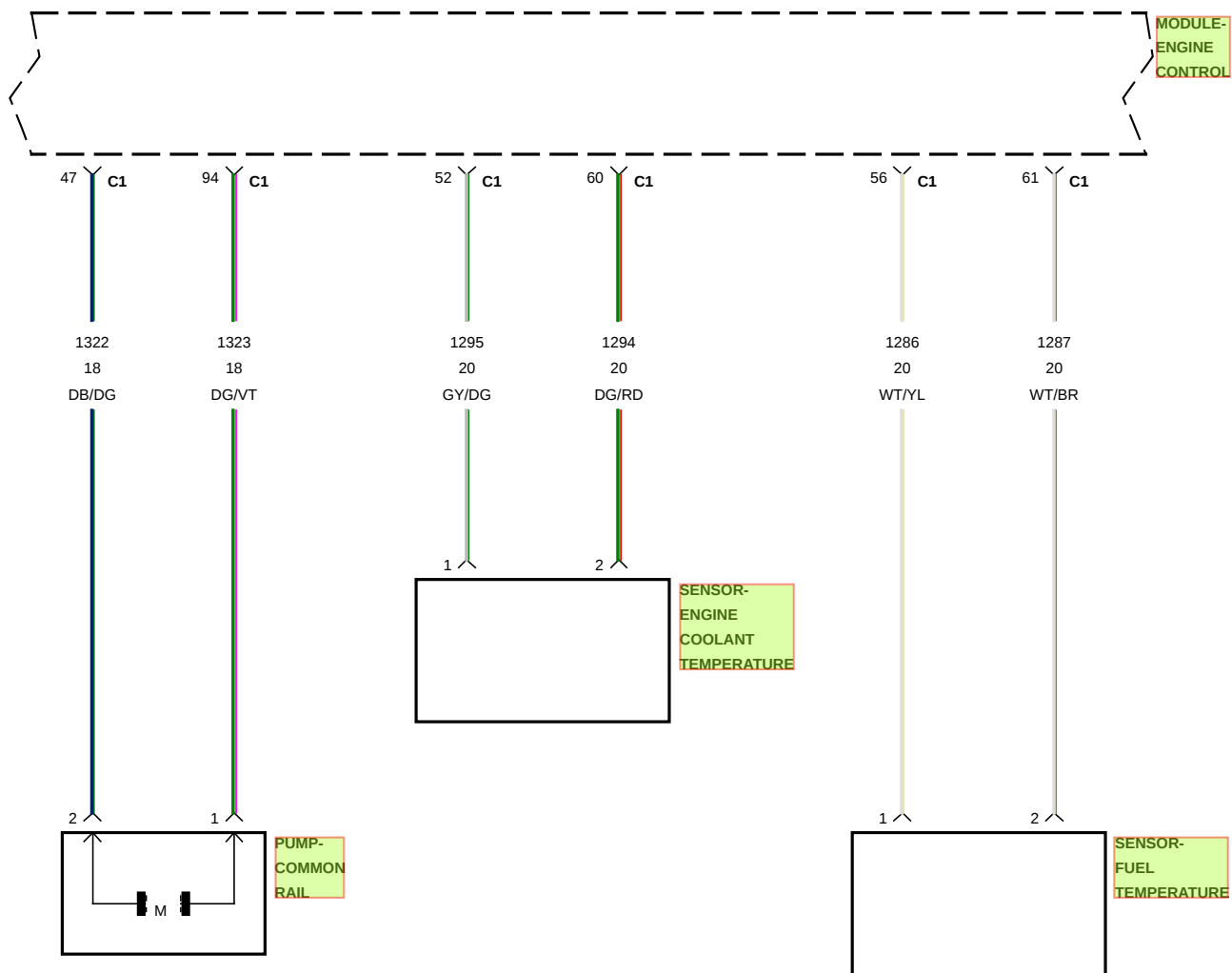
DIESEL



DIESEL

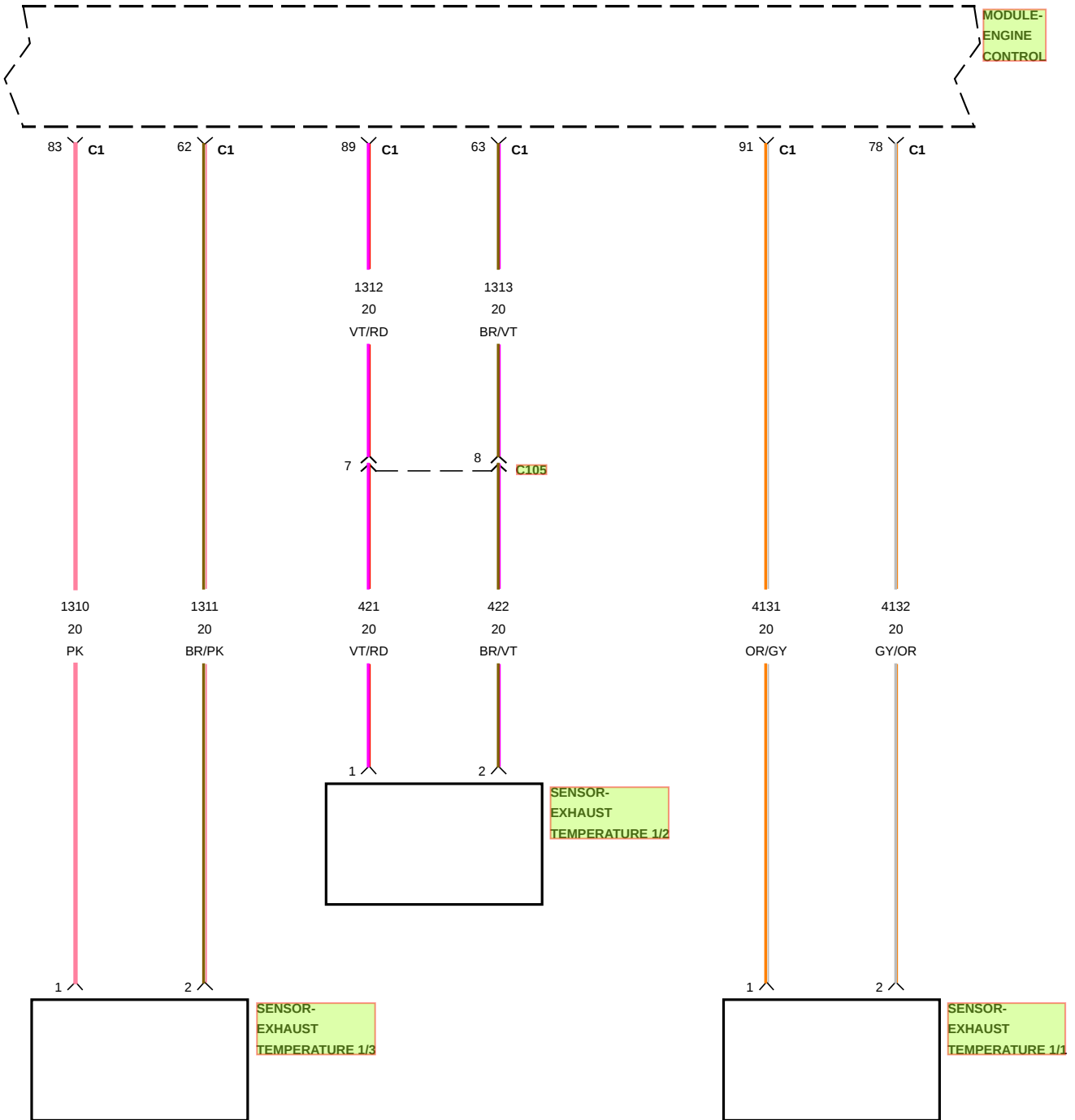


DIESEL

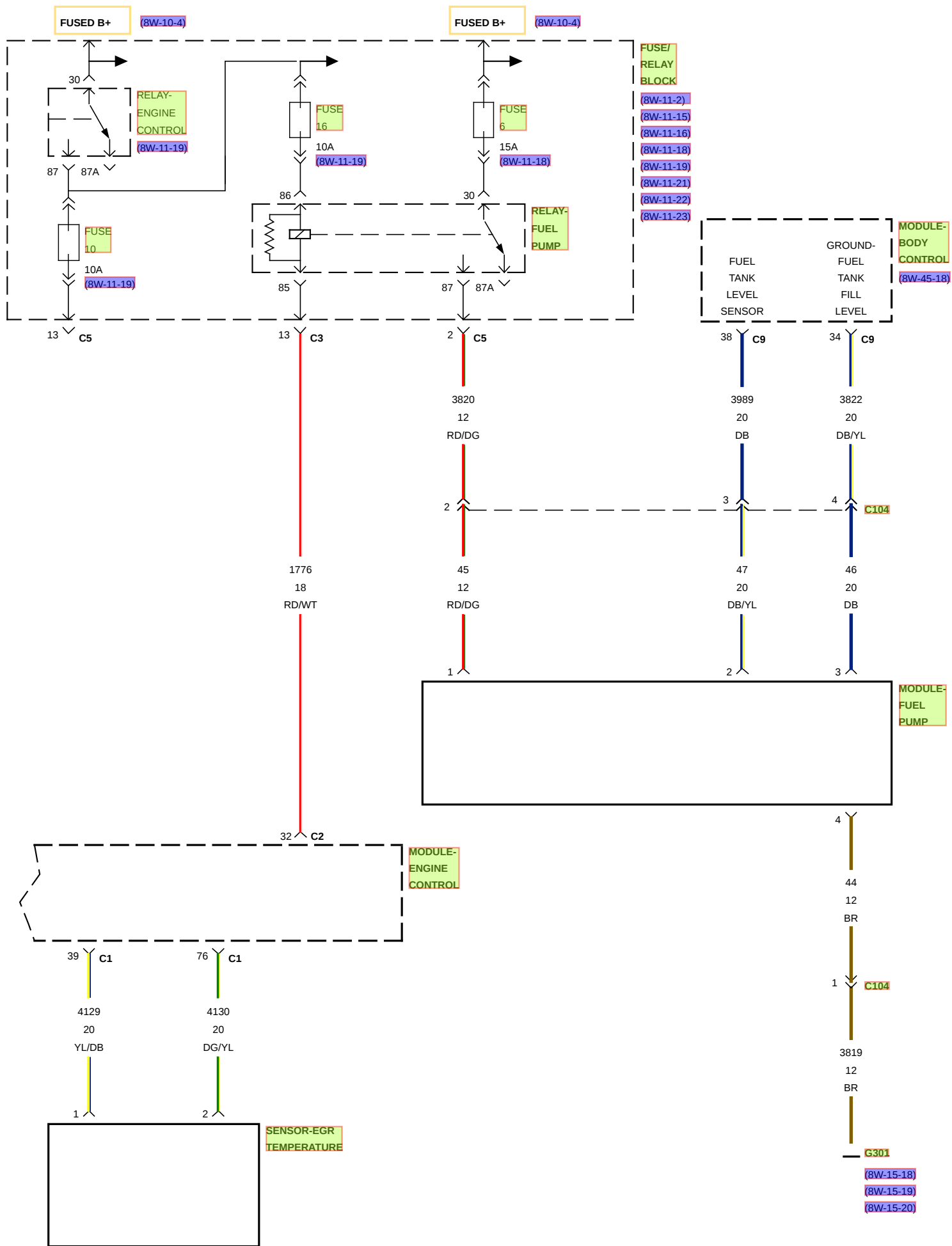


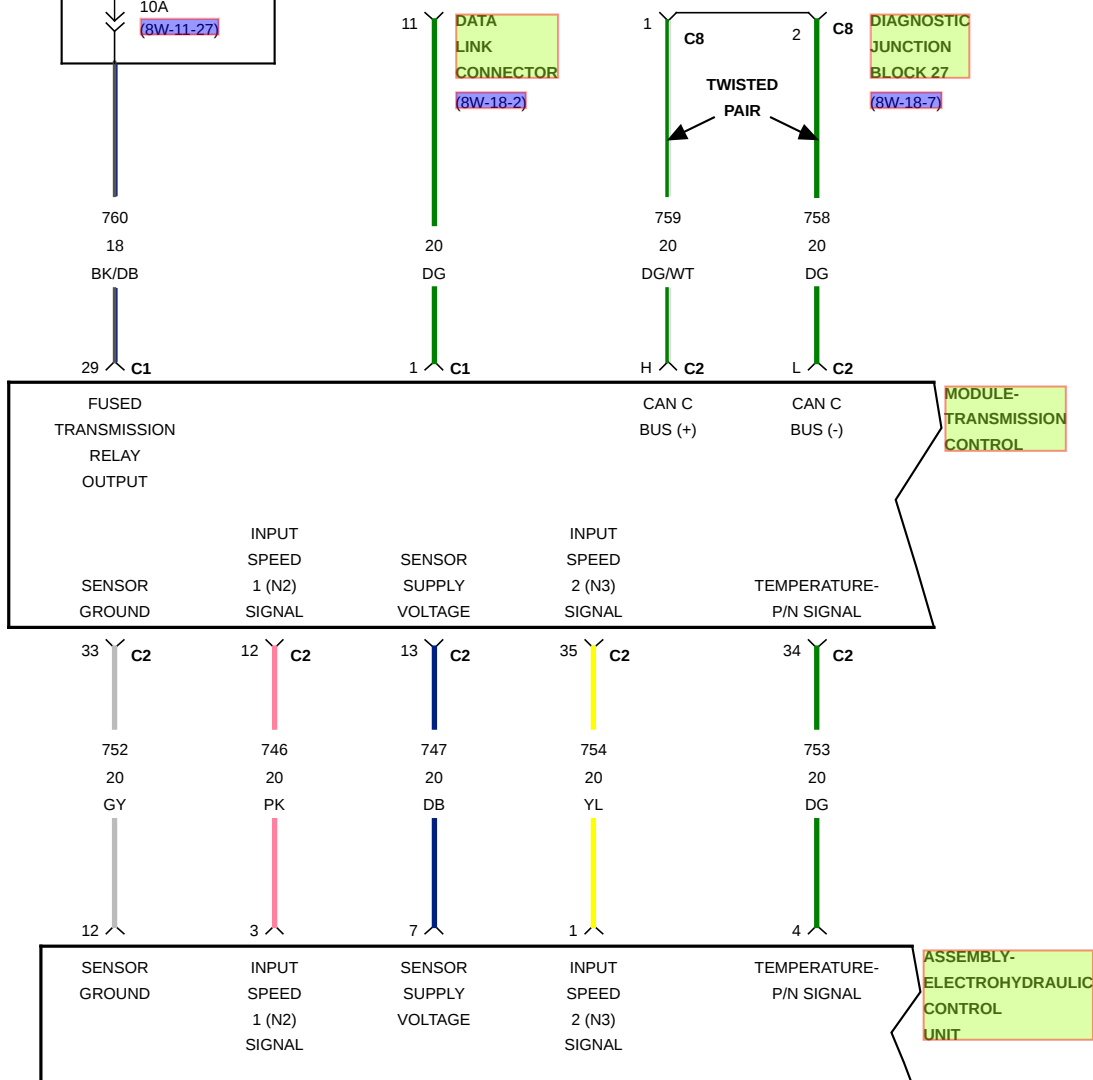
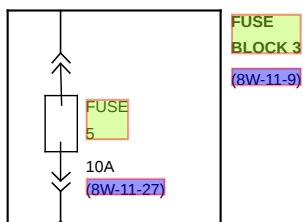
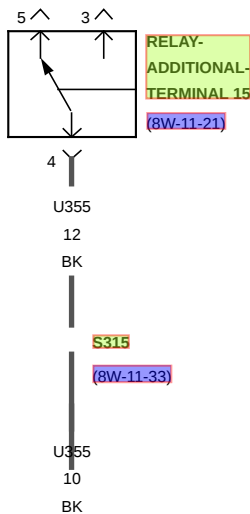



DIESEL

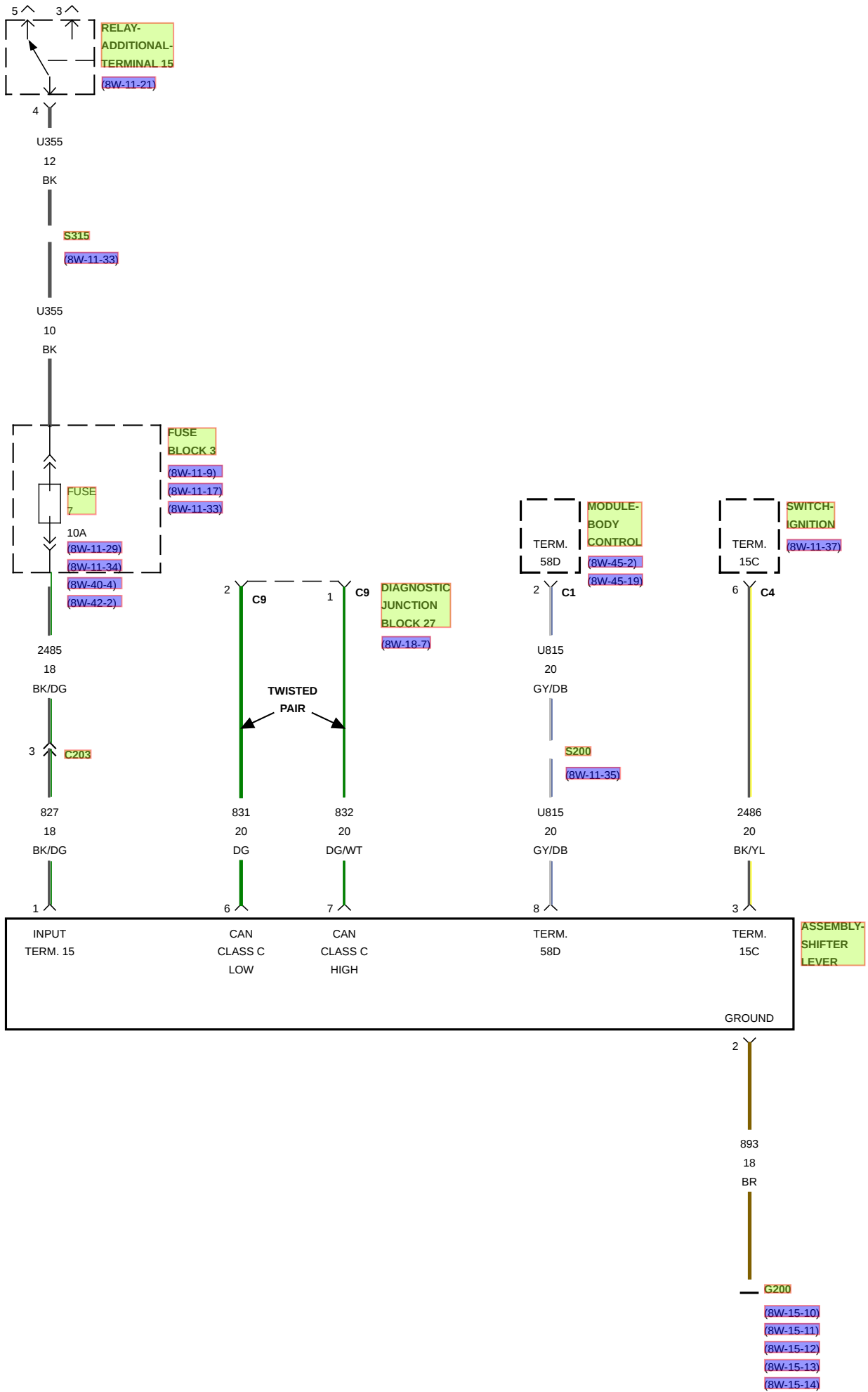


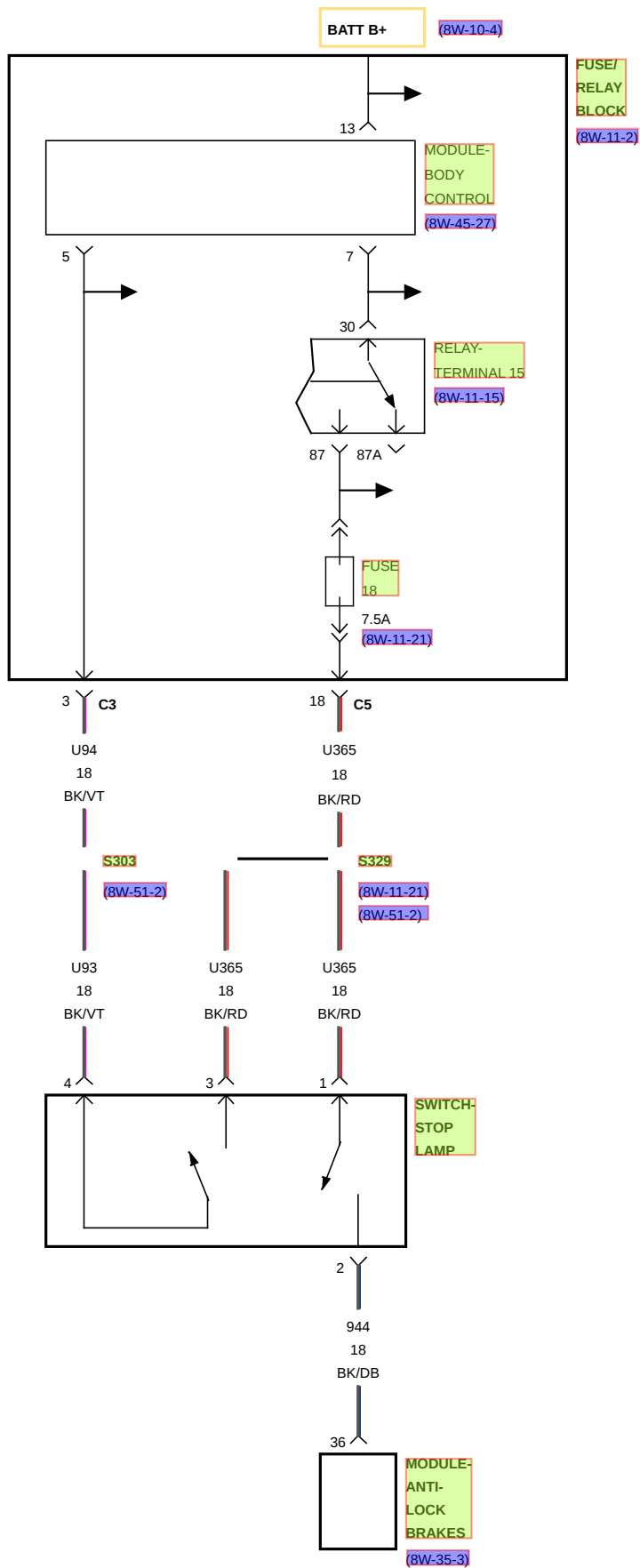
DIESEL

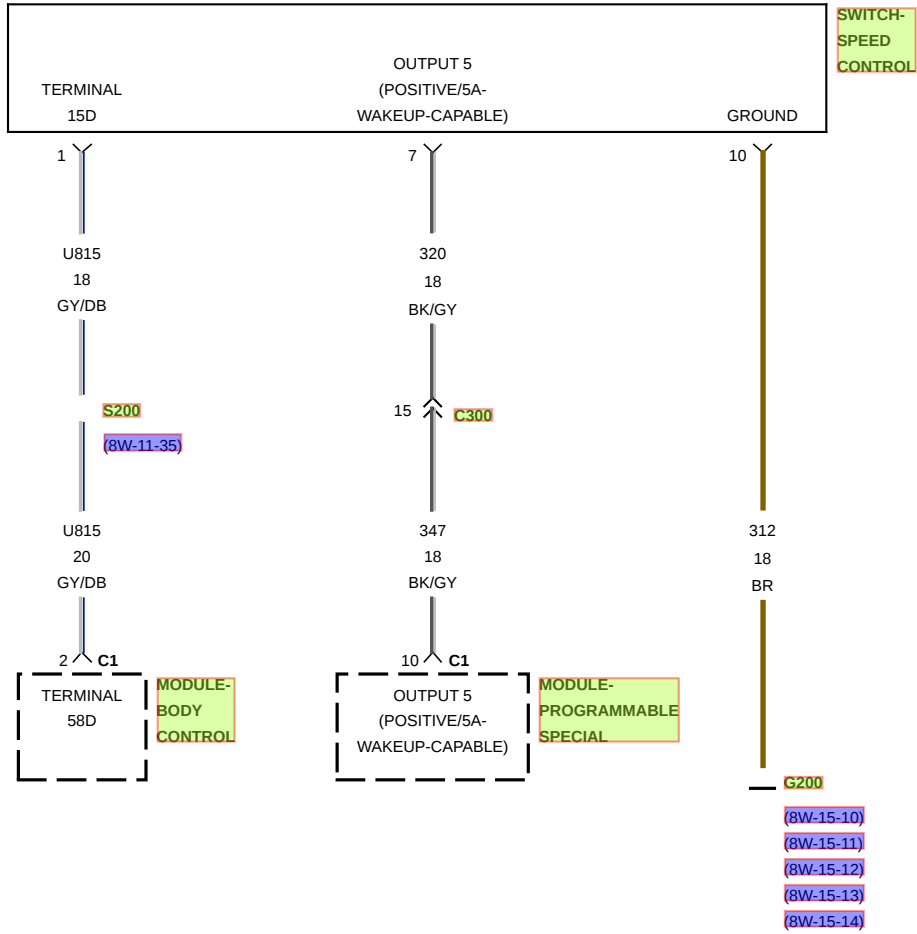


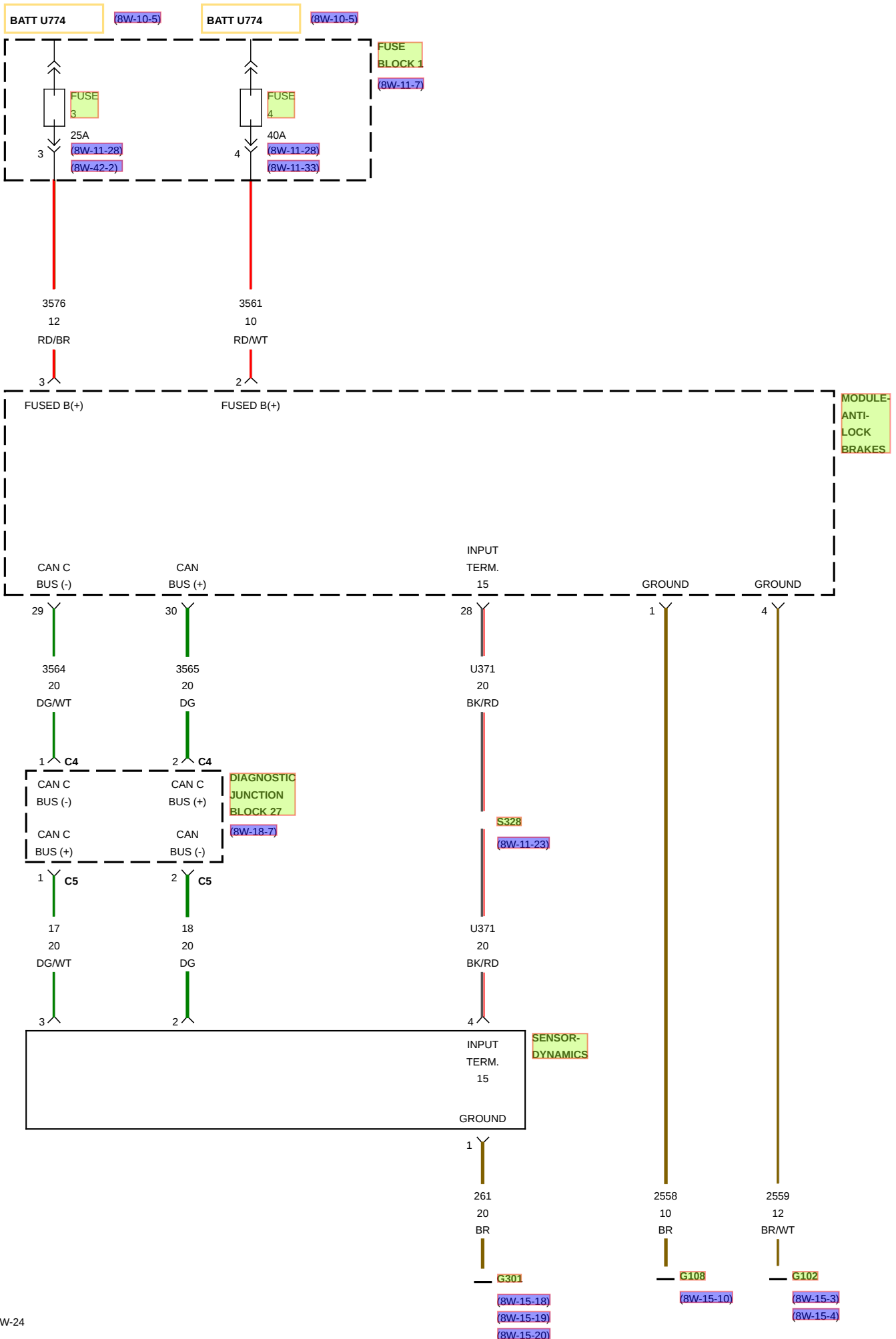




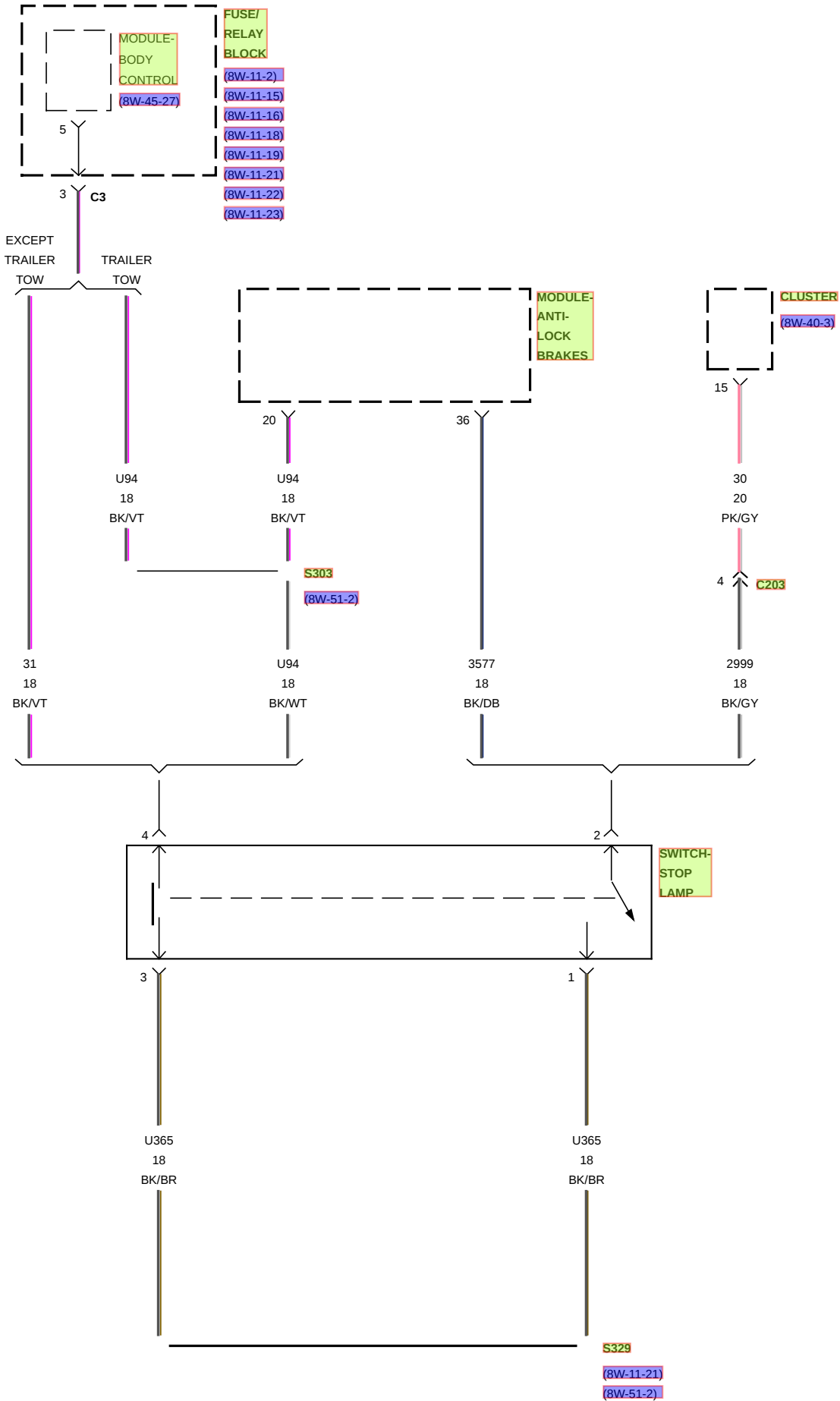


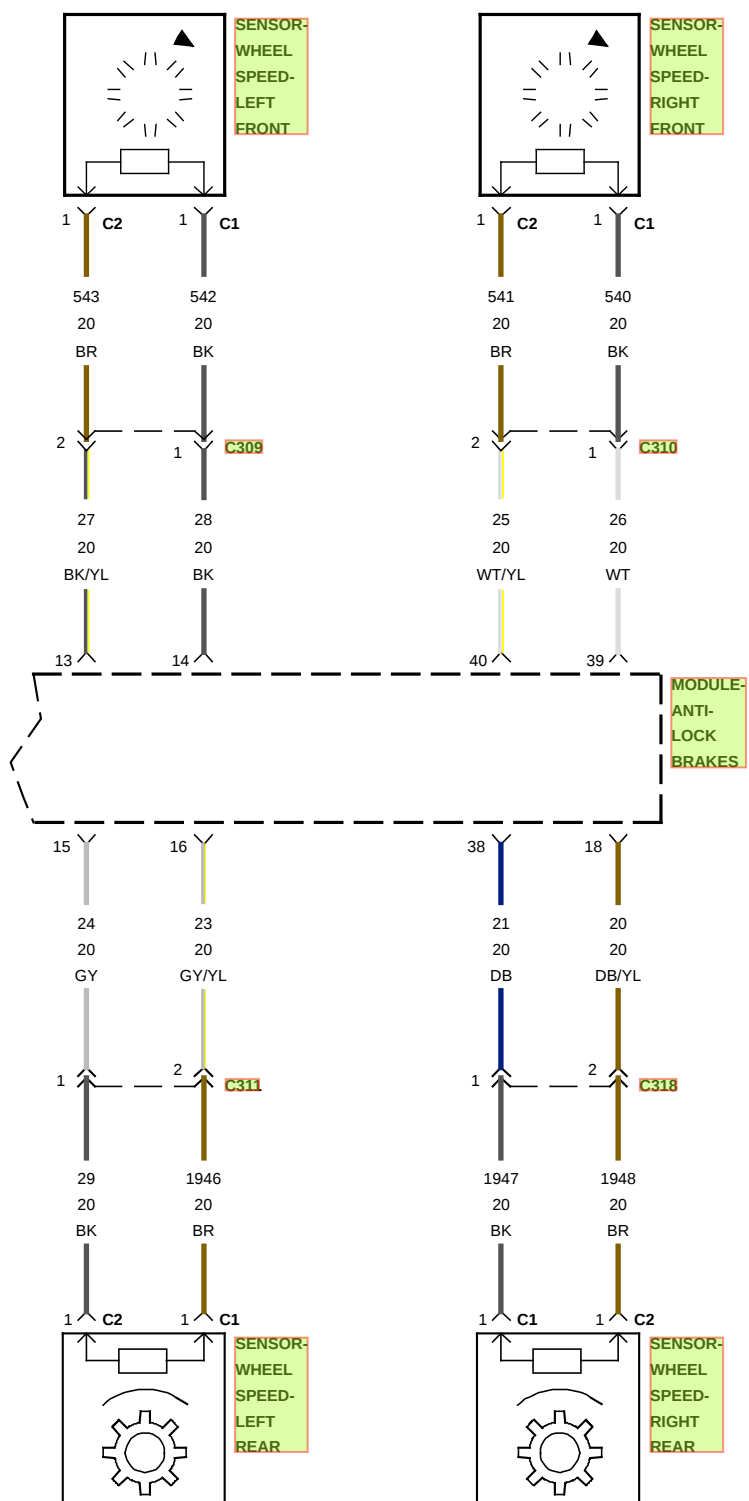


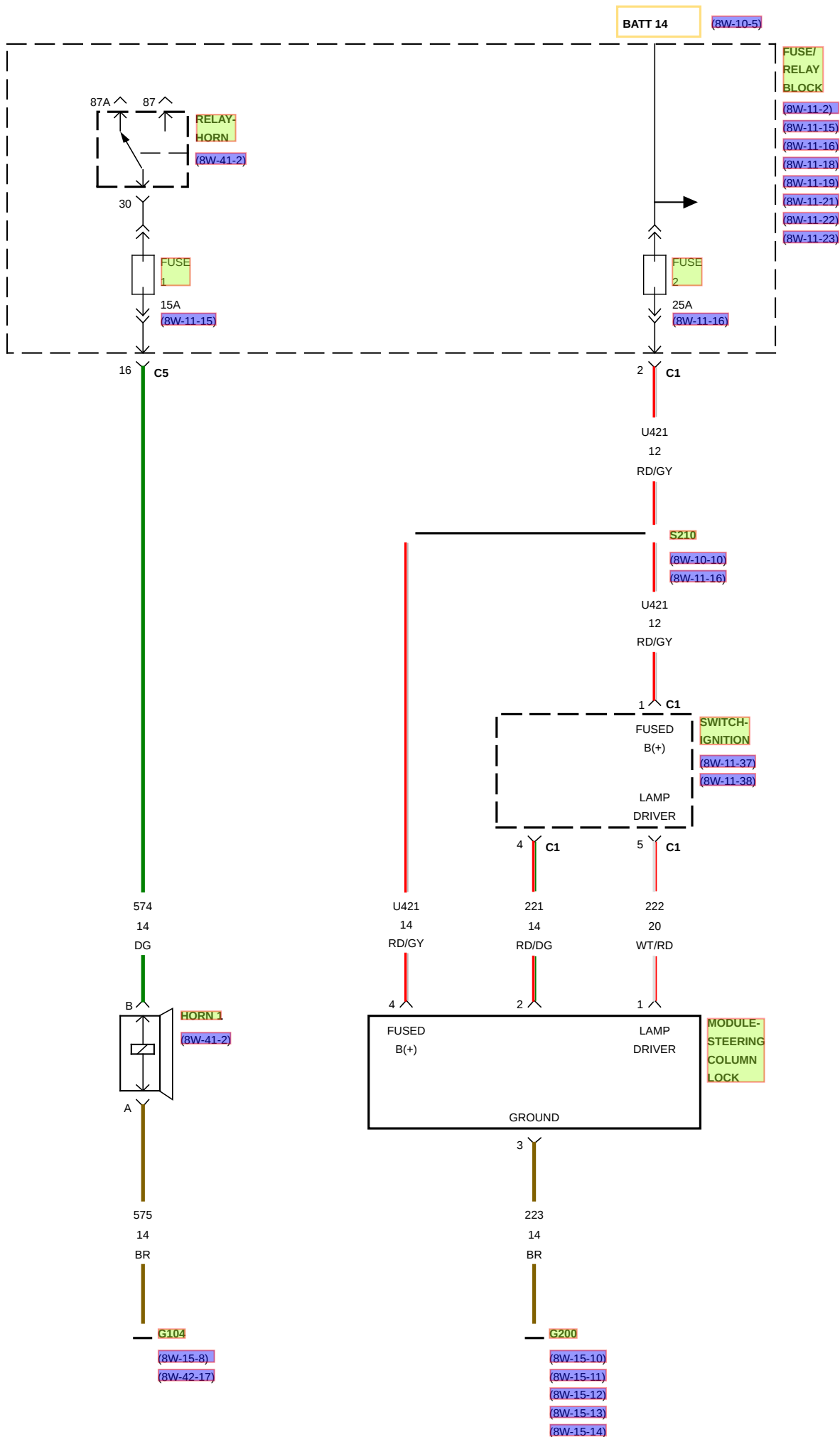


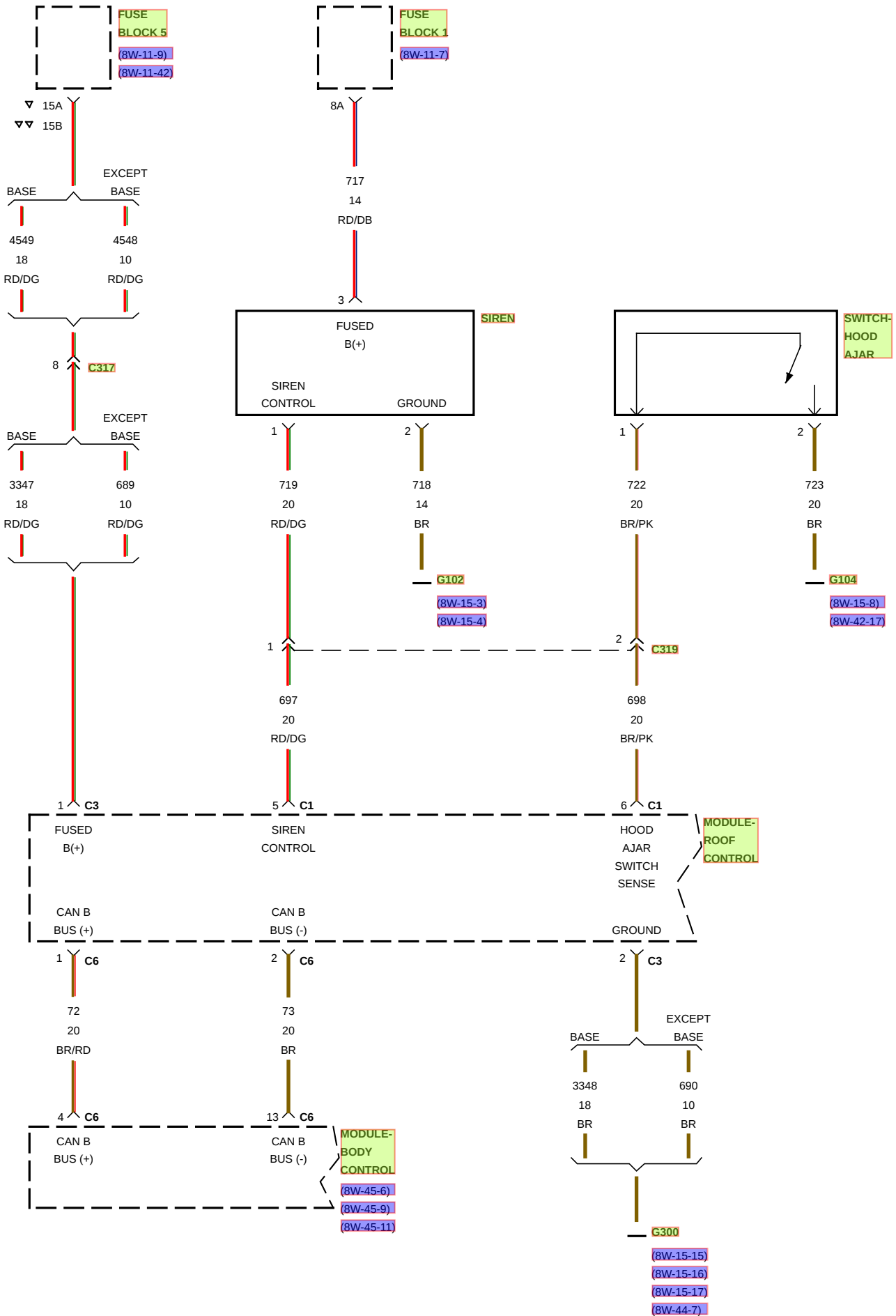




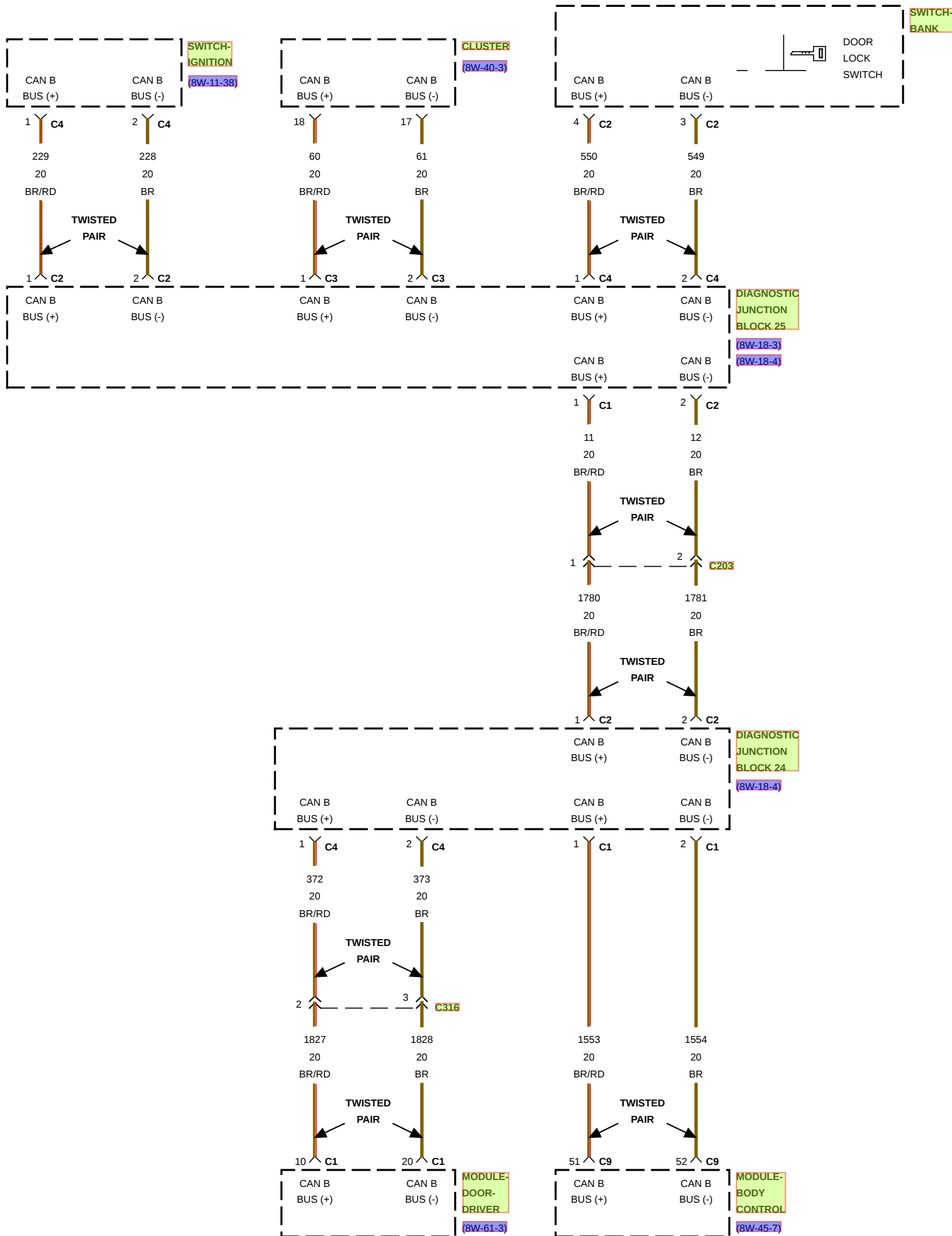


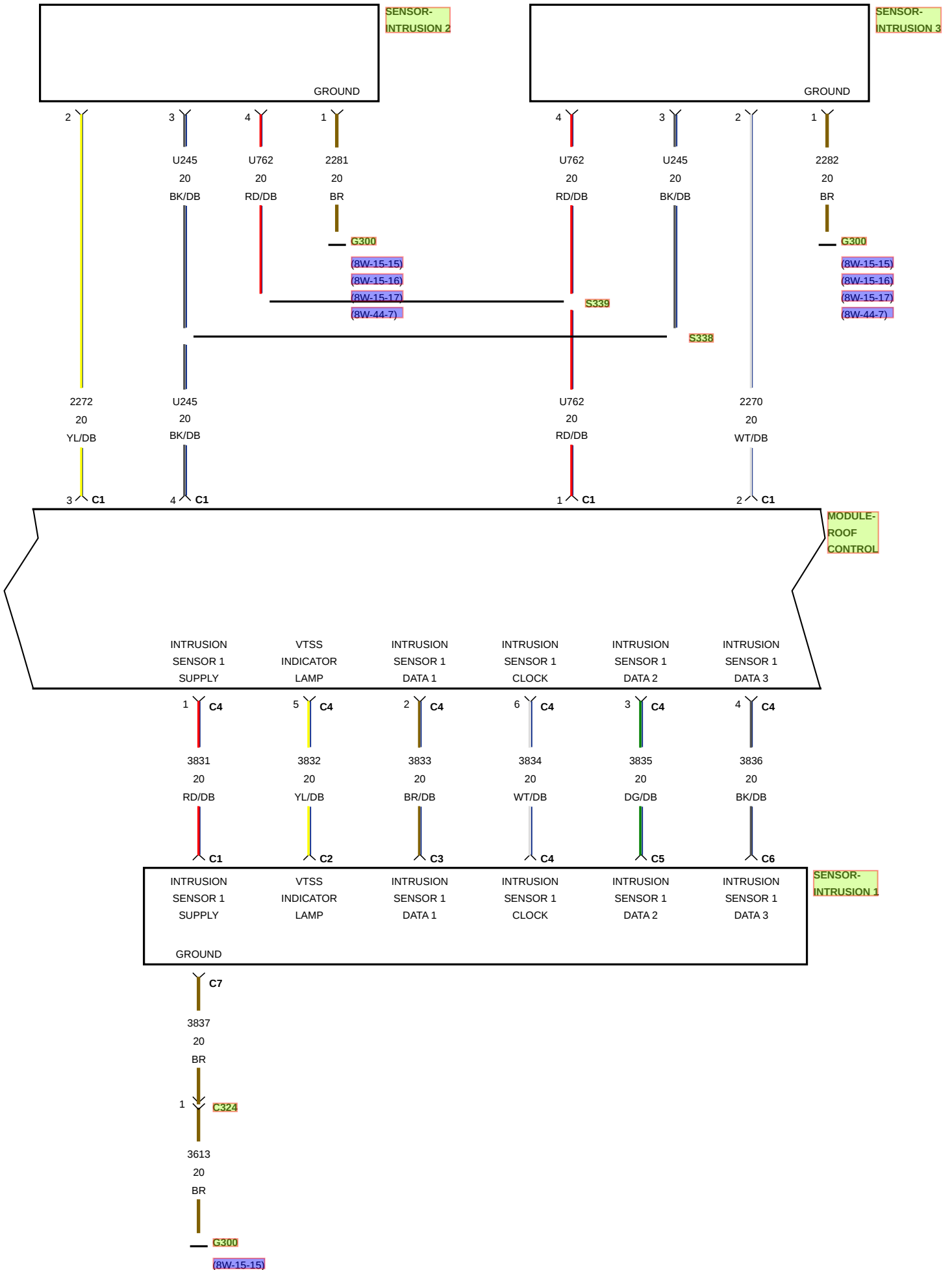


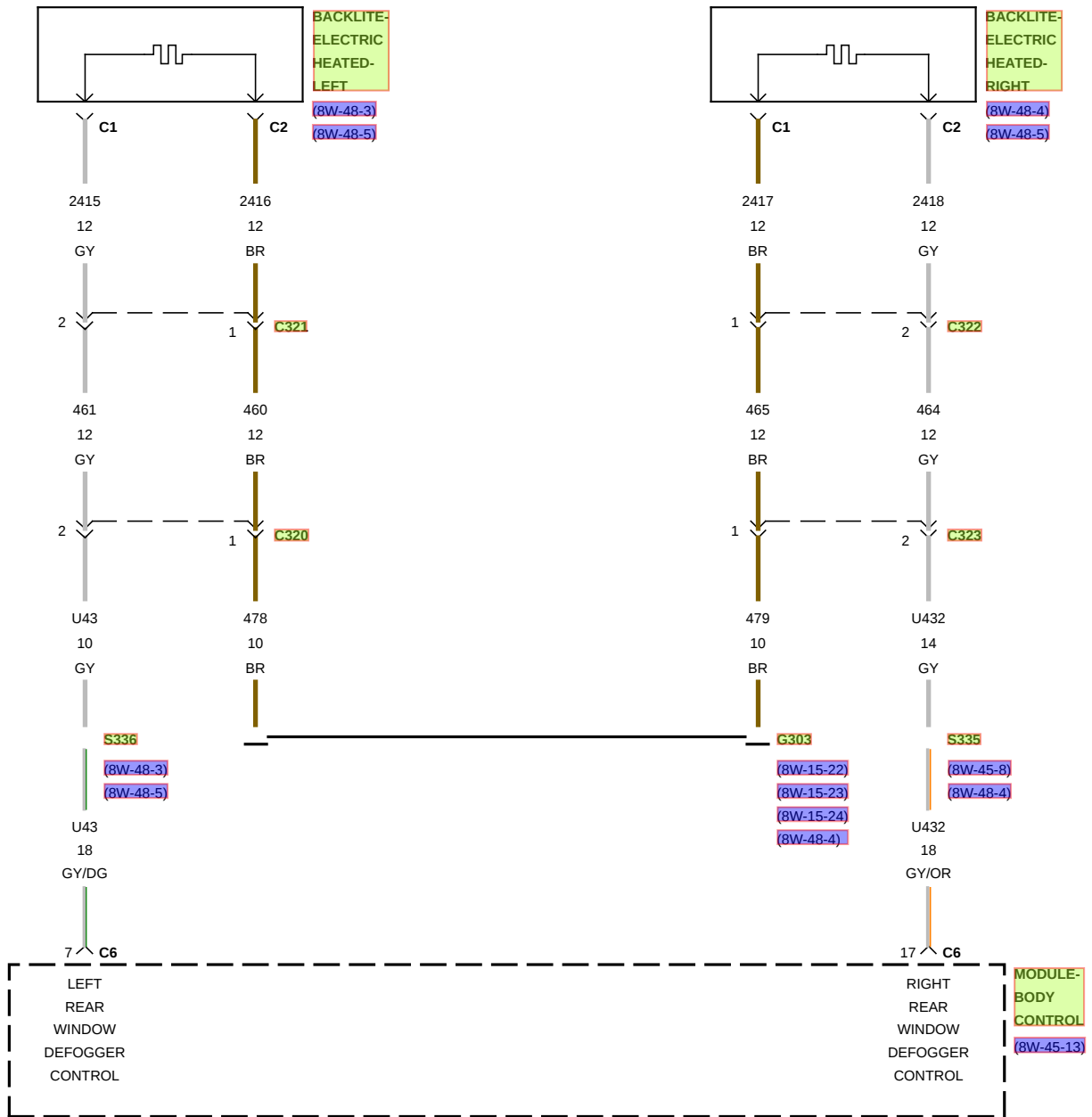


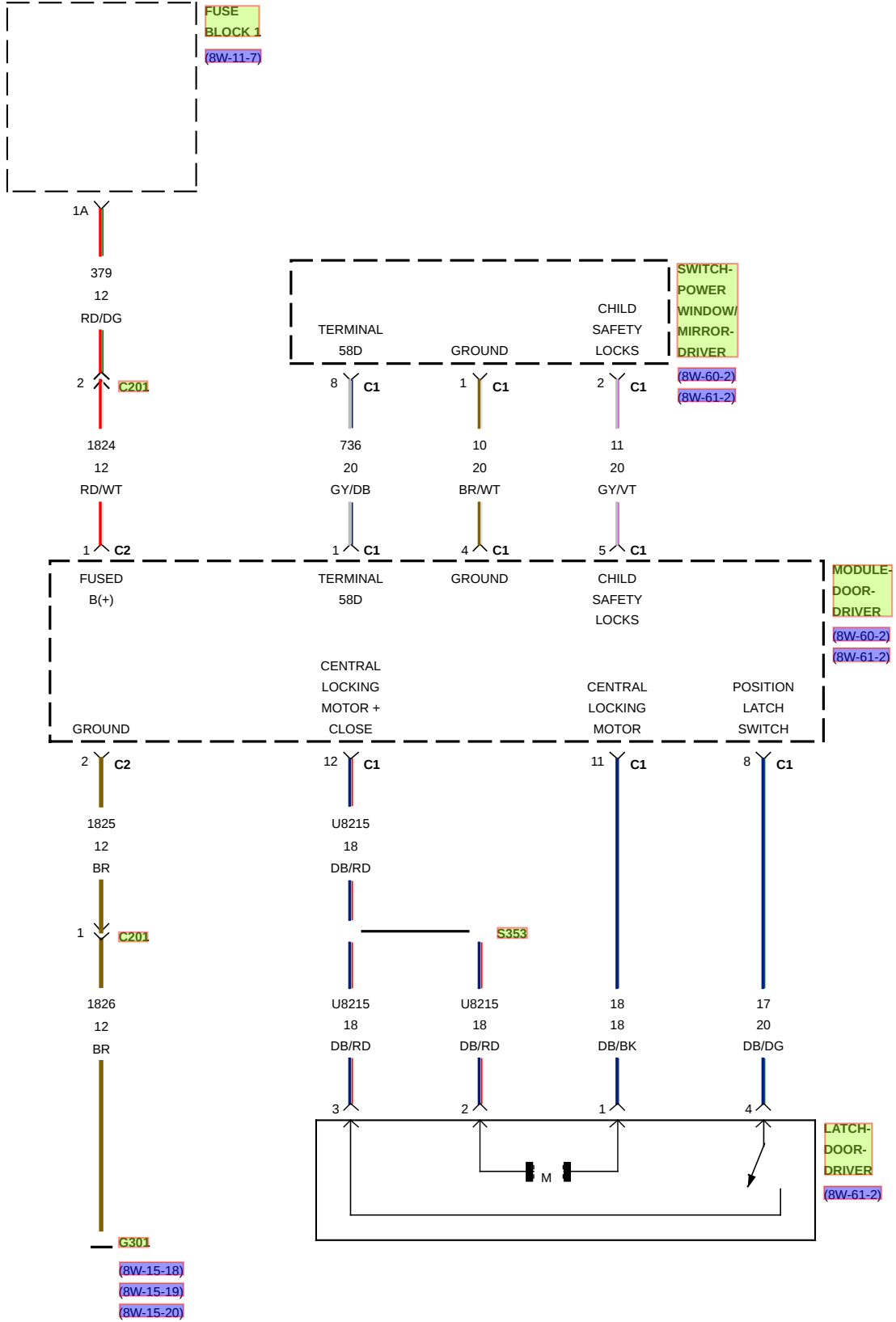


▽ BASE  
 ▽▽ EXCEPT BASE

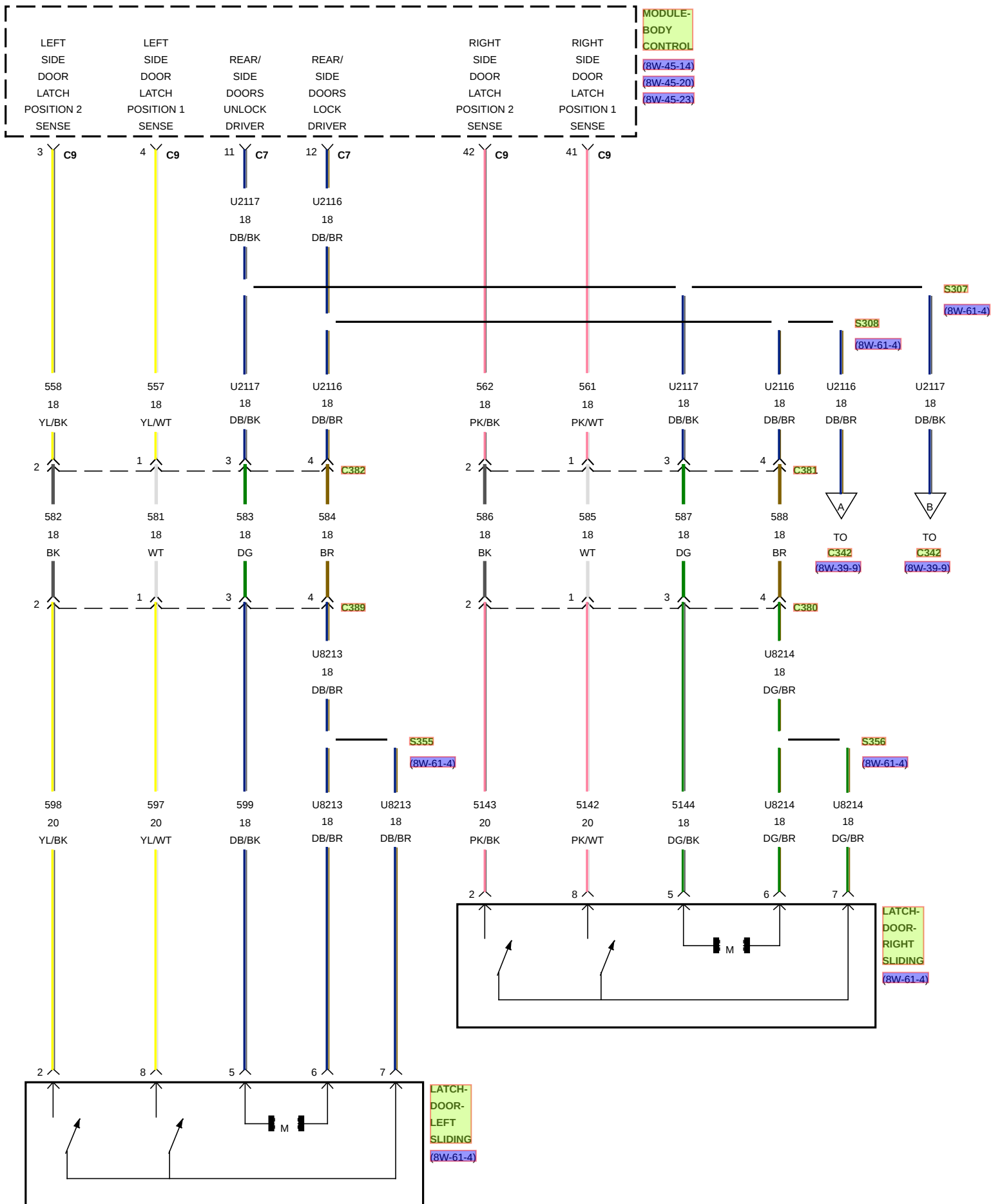


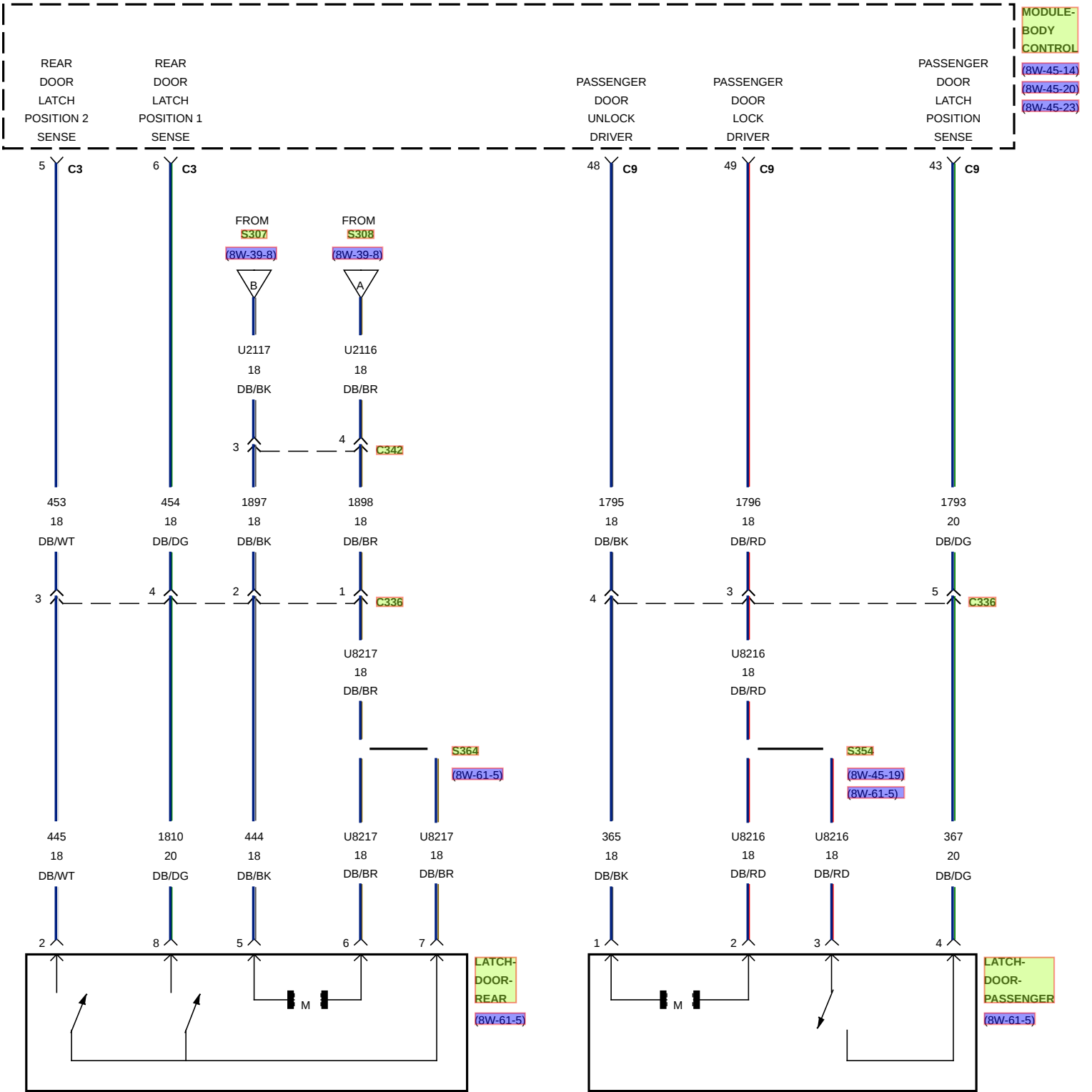




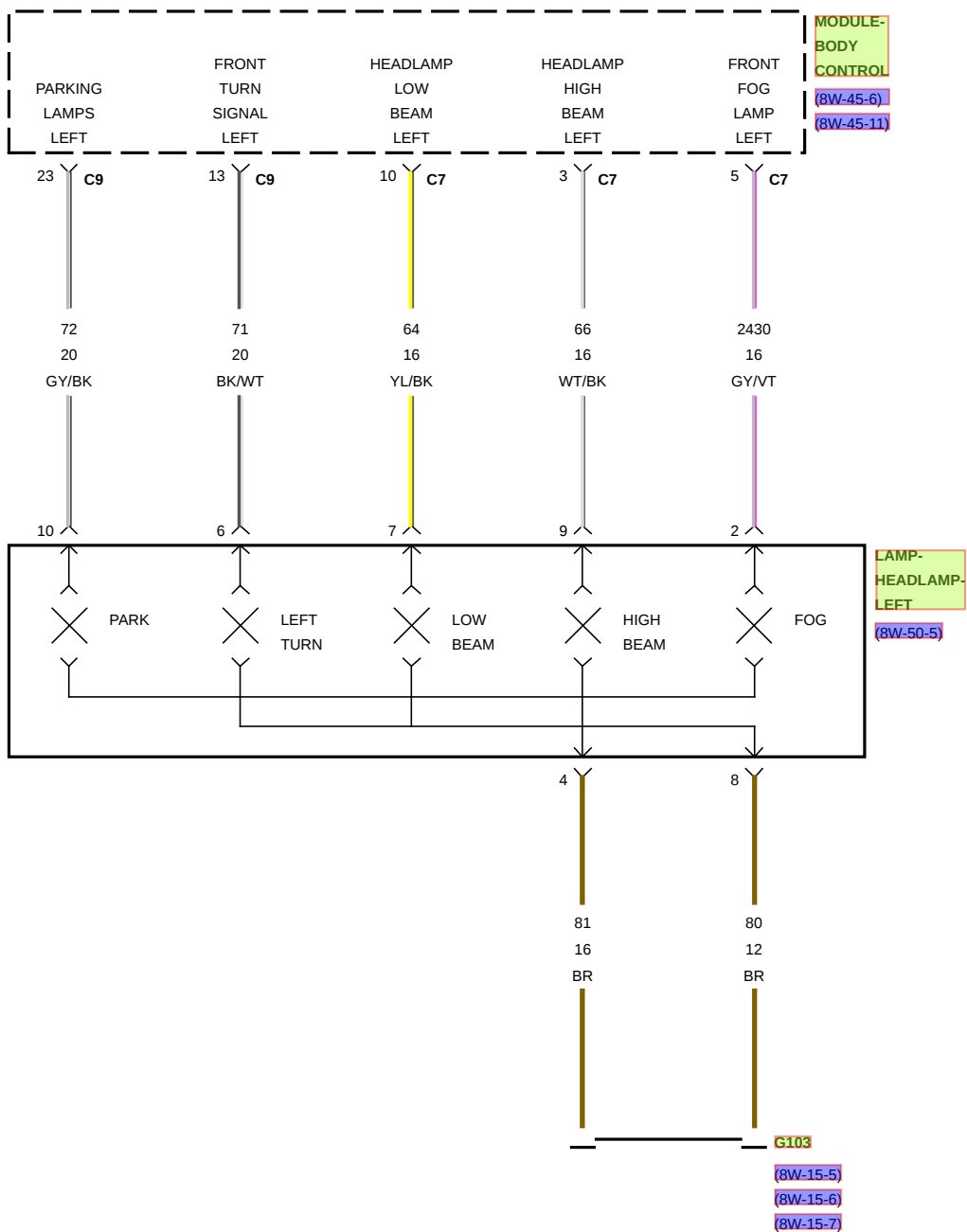




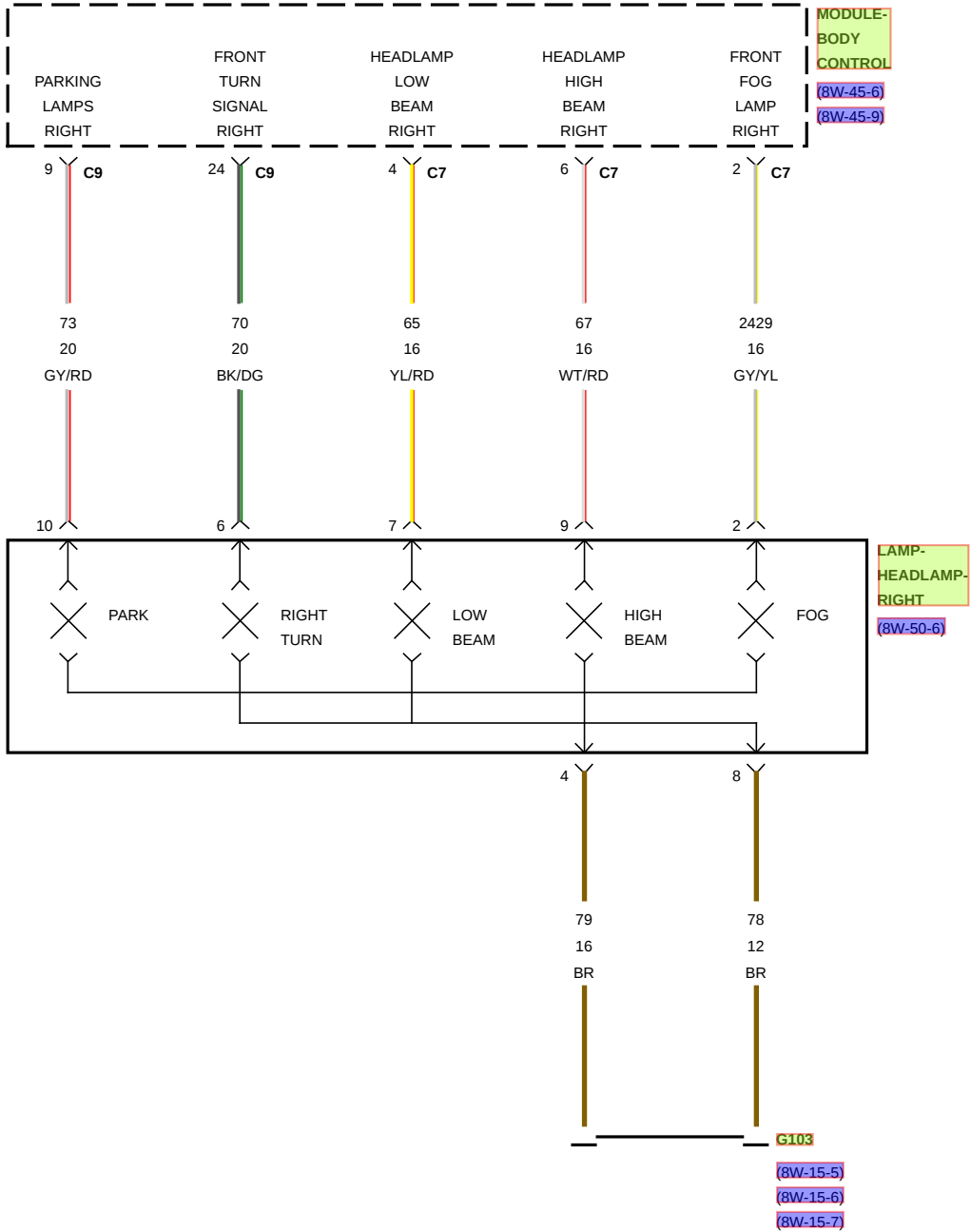




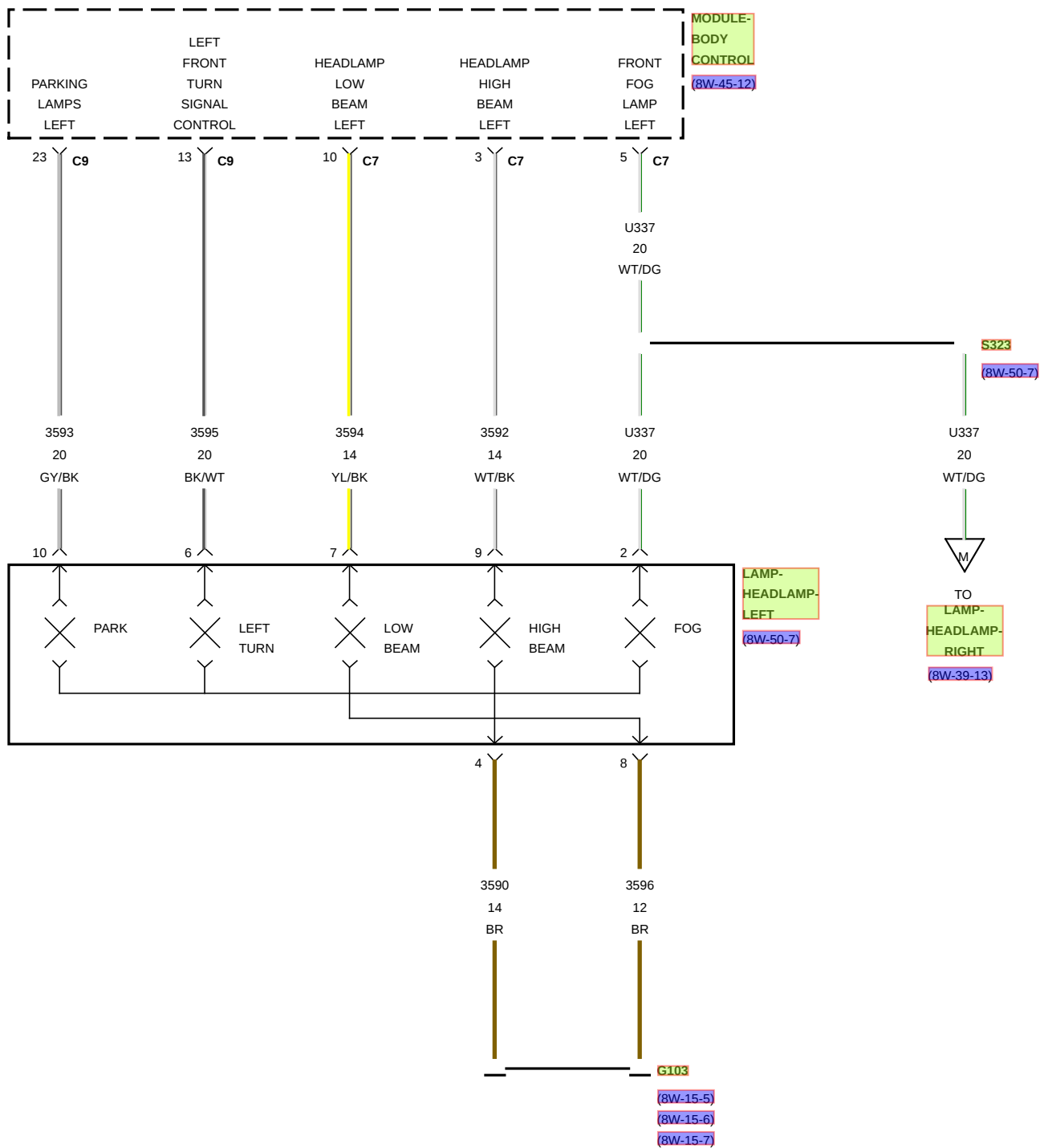
EXCEPT XENON



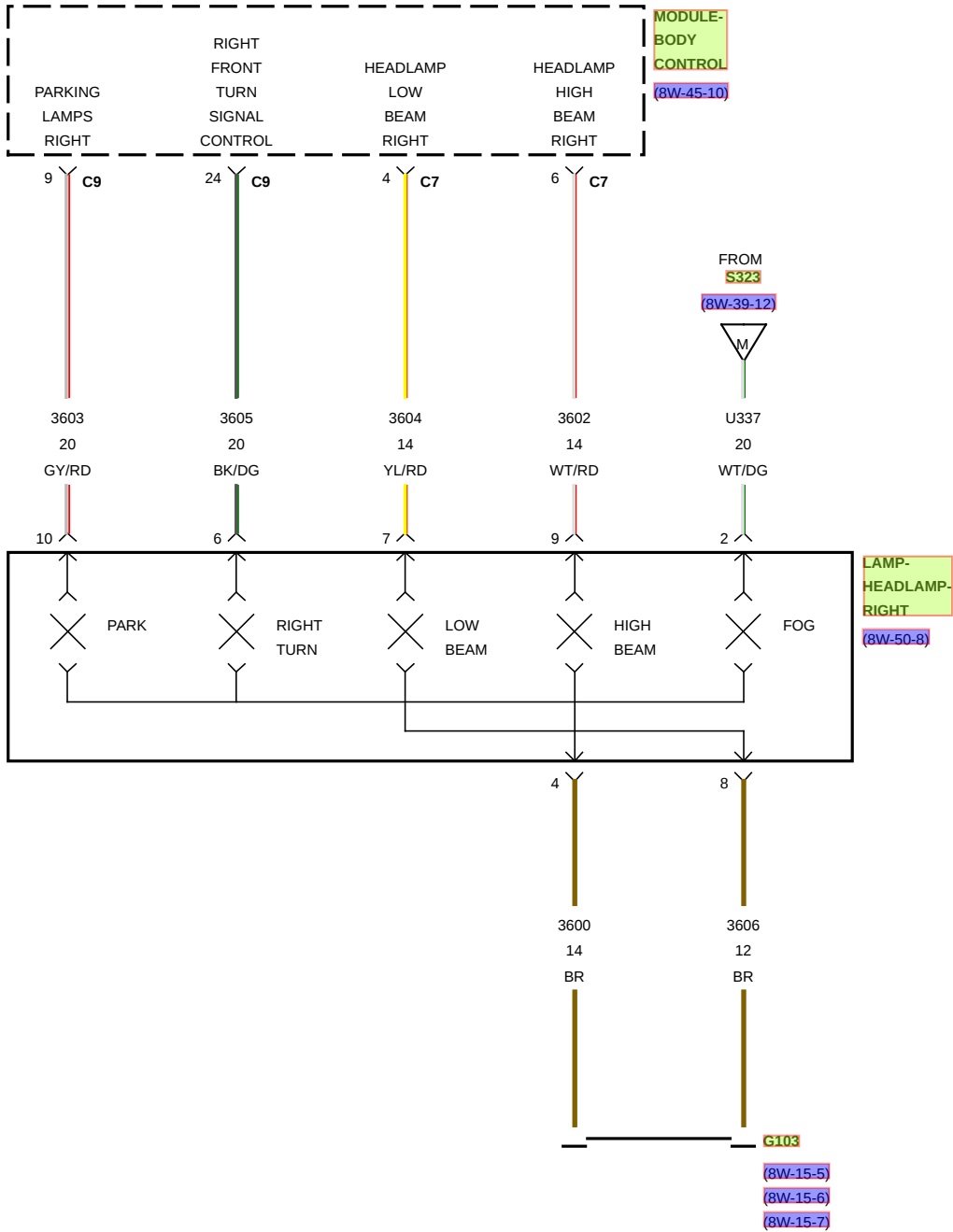
EXCEPT XENON



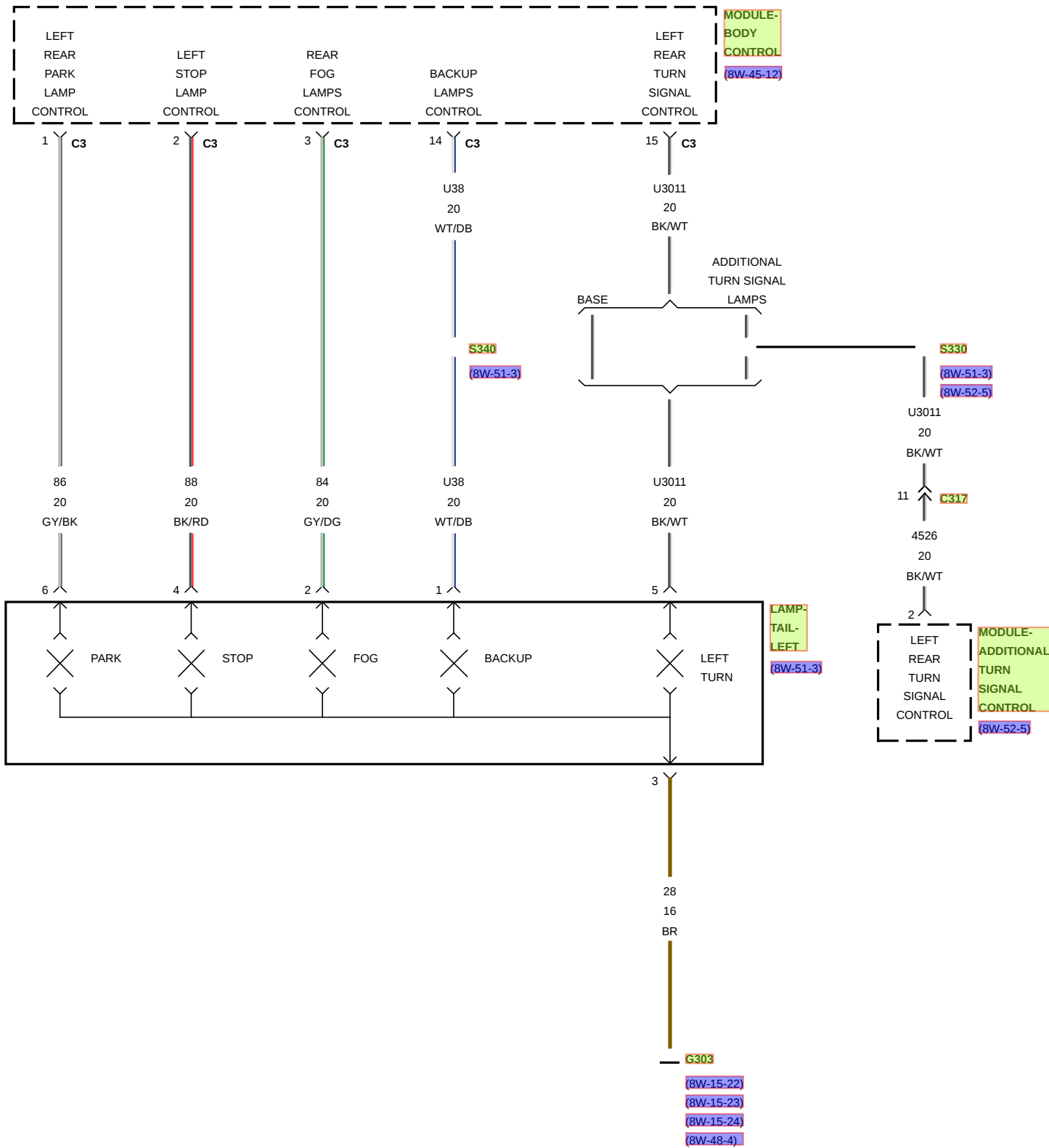
XENON



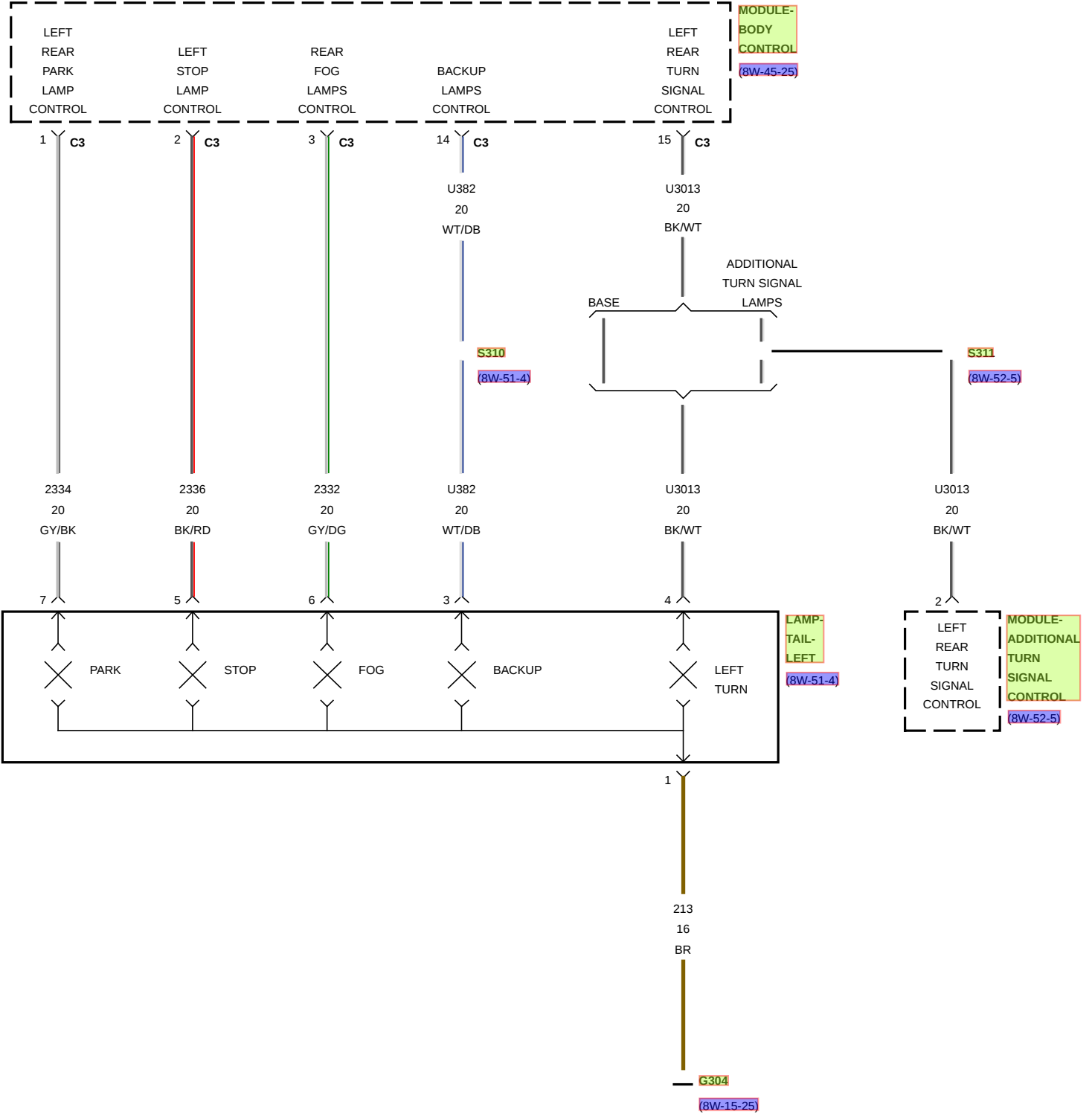
XENON



EXCEPT CHASSIS CAB

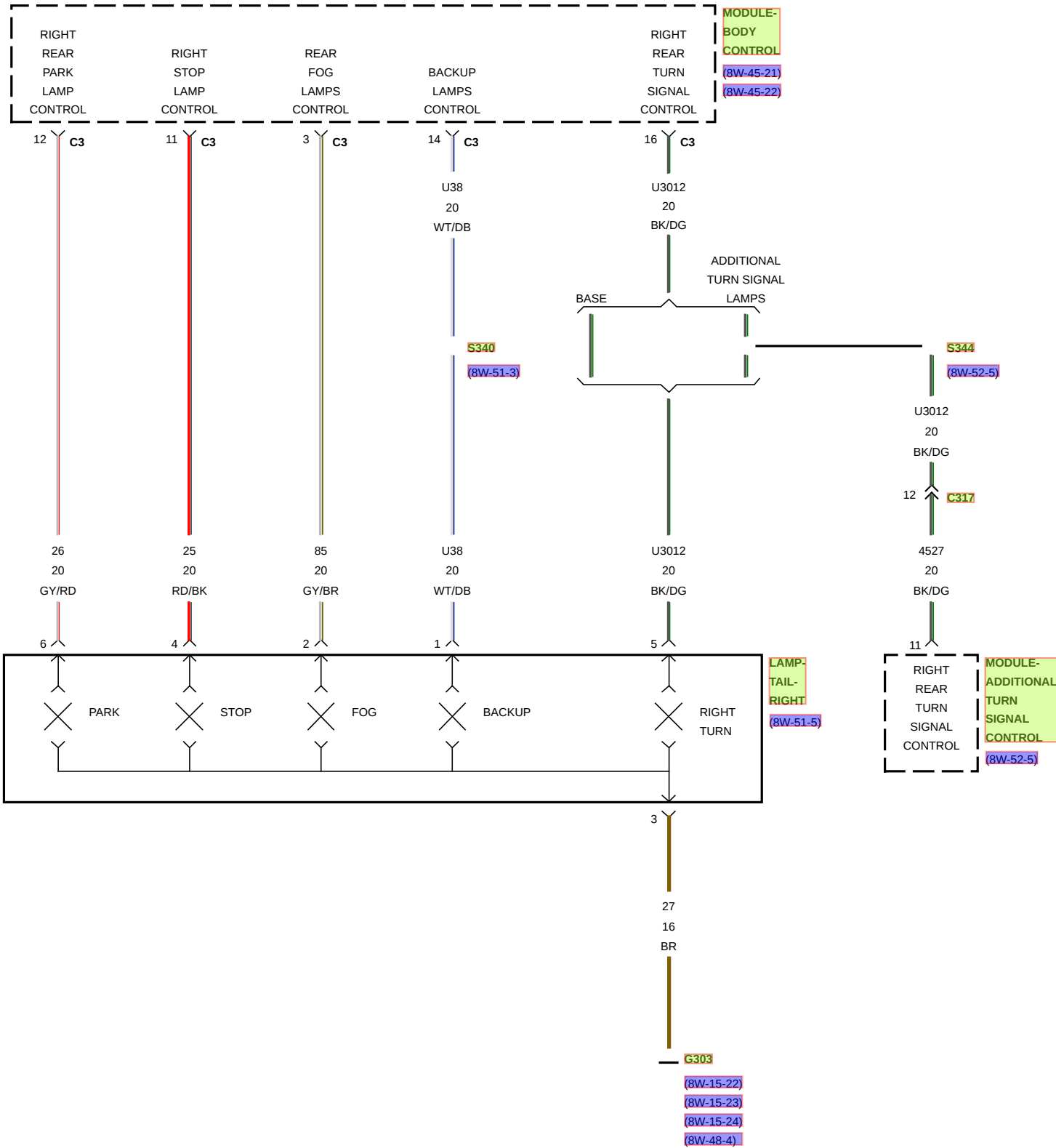


CHASSIS CAB

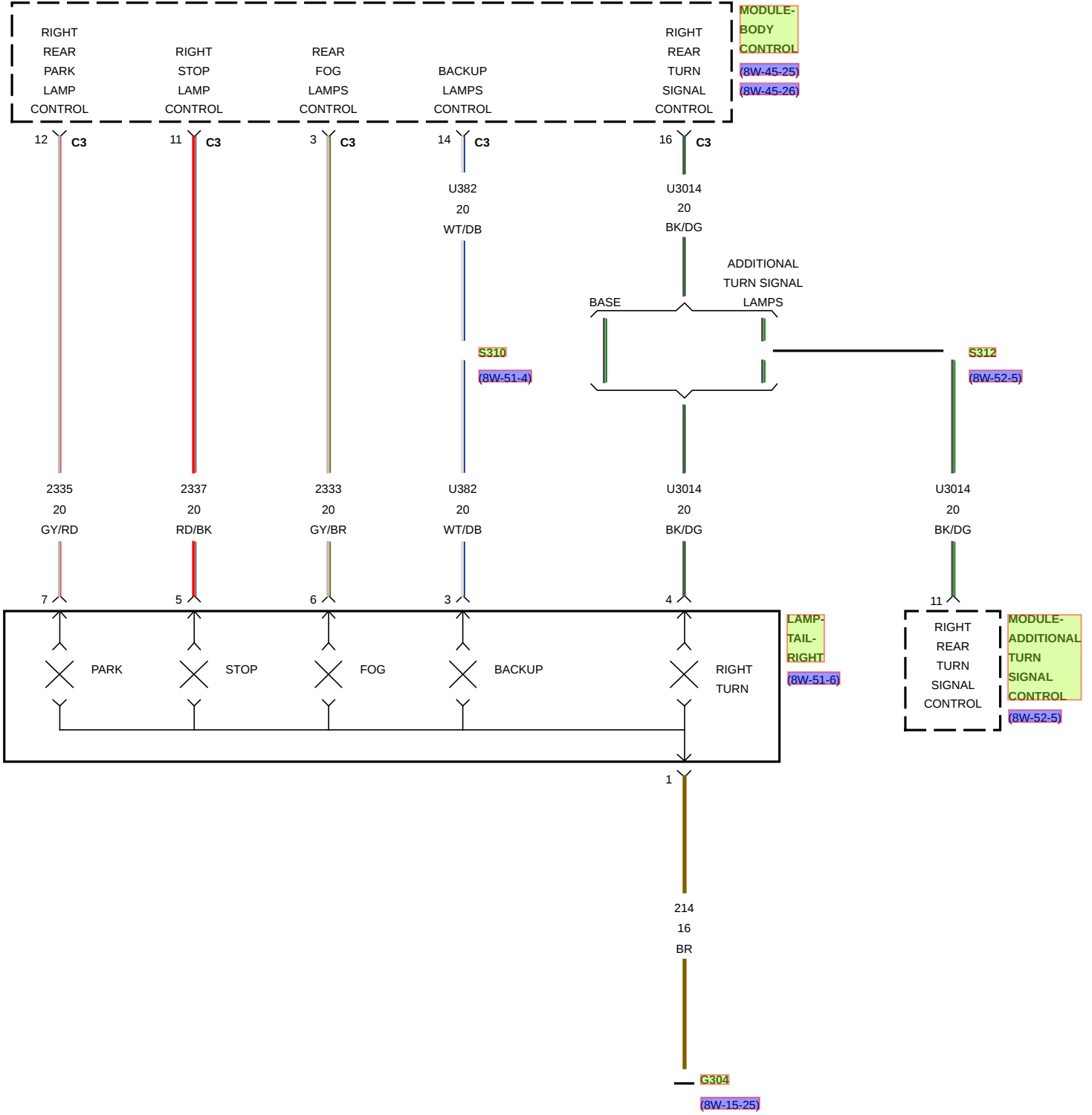


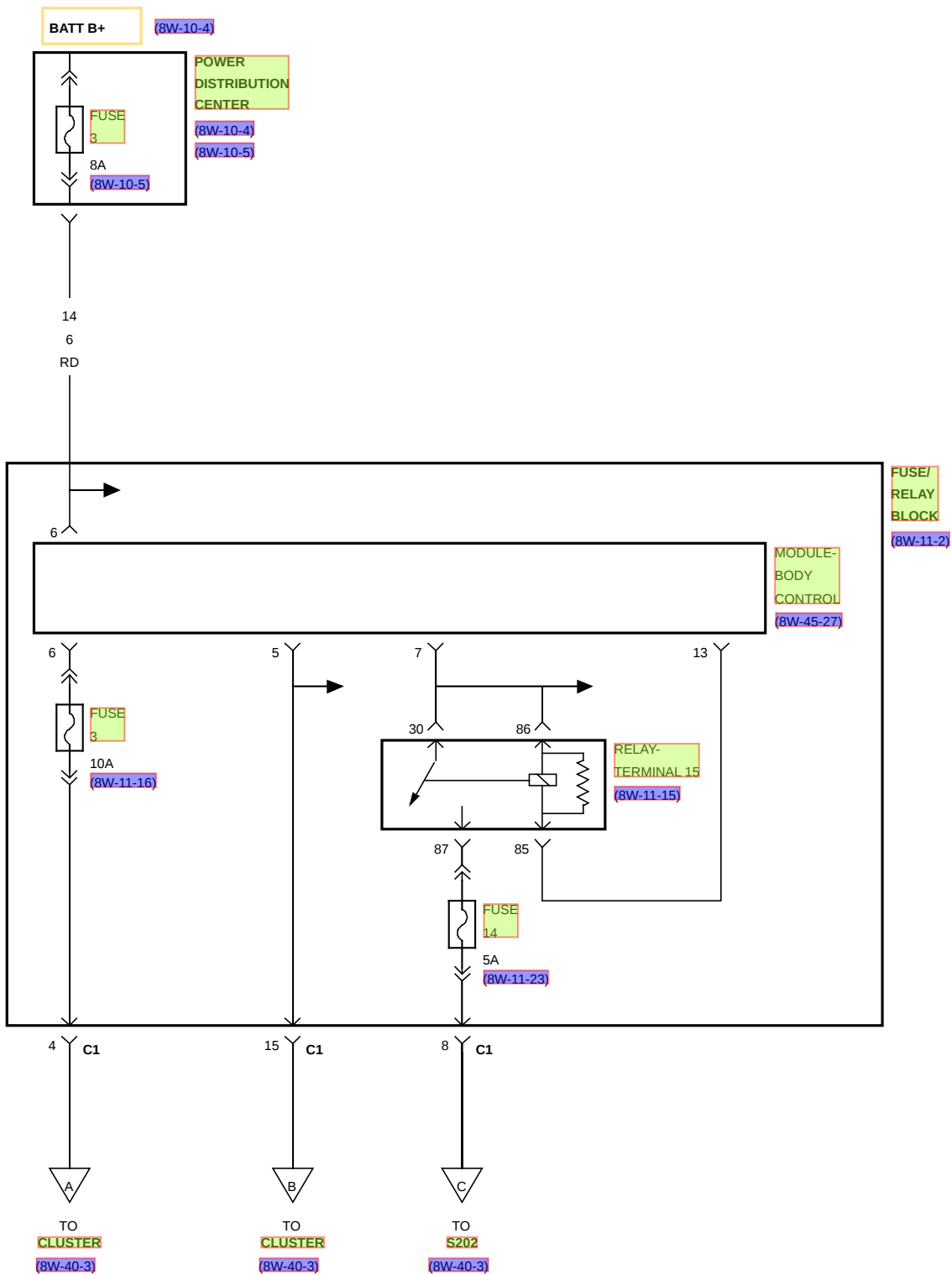


EXCEPT CHASSIS CAB

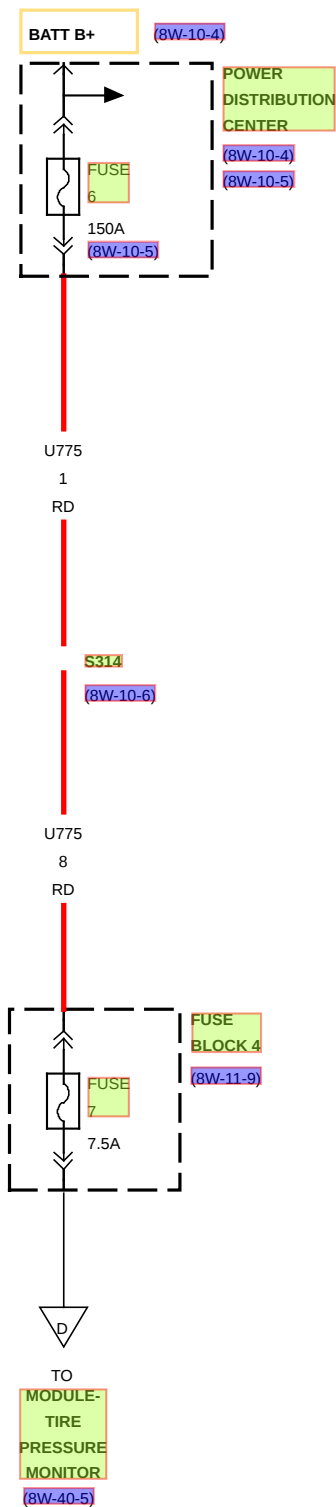


CHASSIS CAB







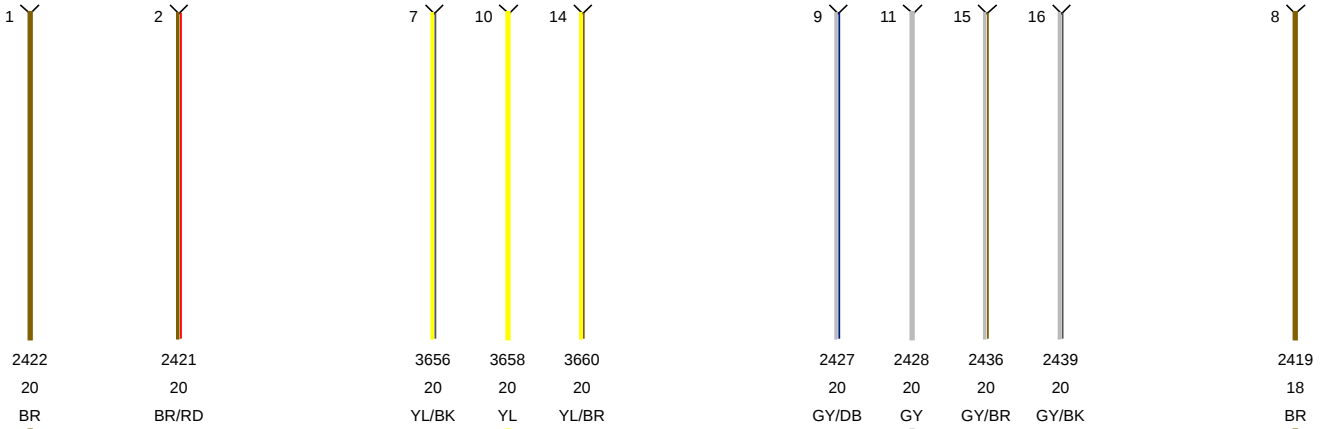



TO  
**FUSE 7**  
 (IN FUSE BLOCK 4)  
 (8W-40-4)

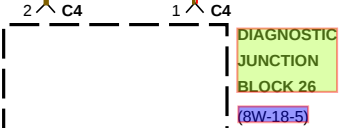


2420  
 18  
 RD/WT

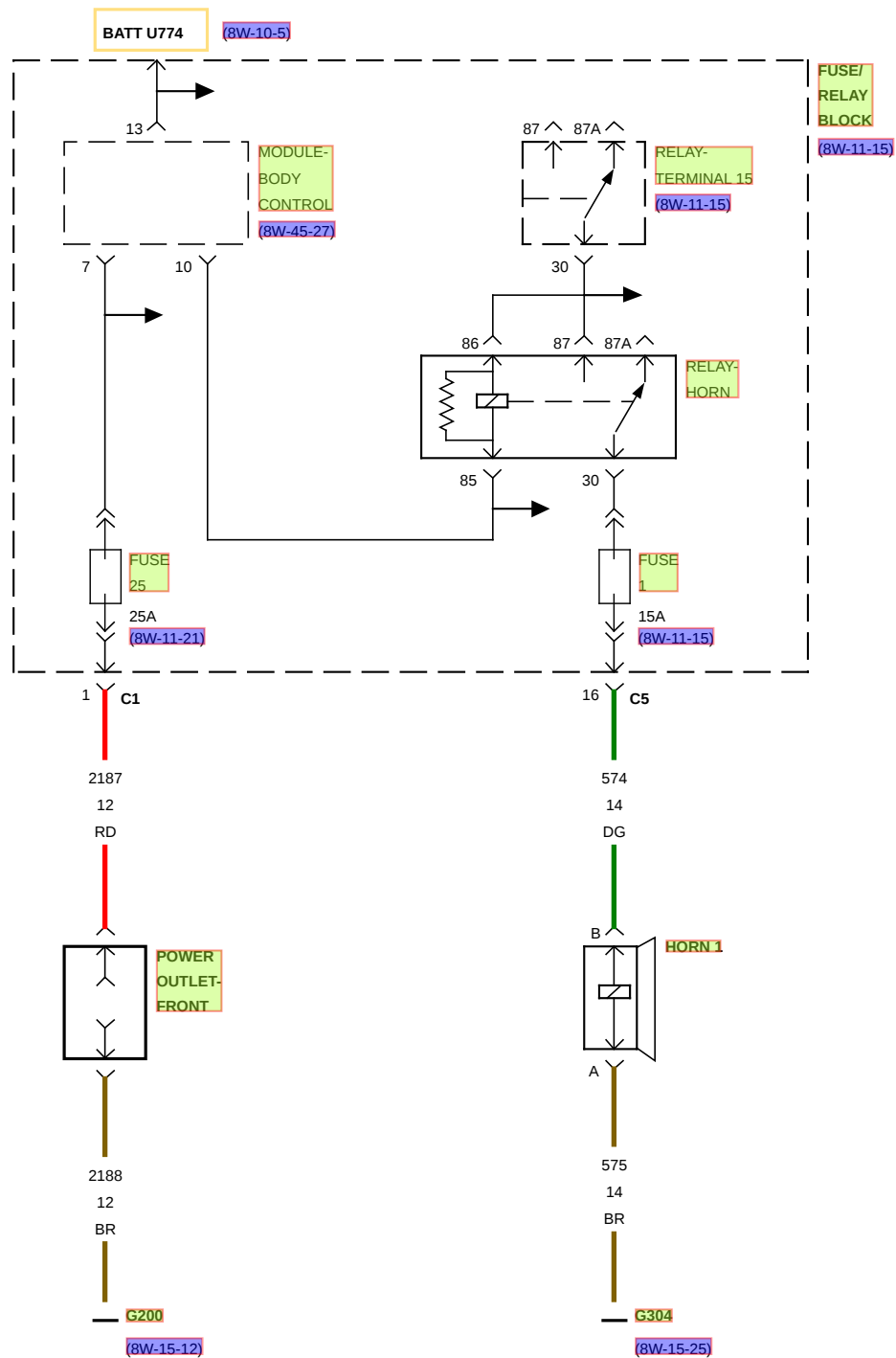
17



TWISTED PAIR

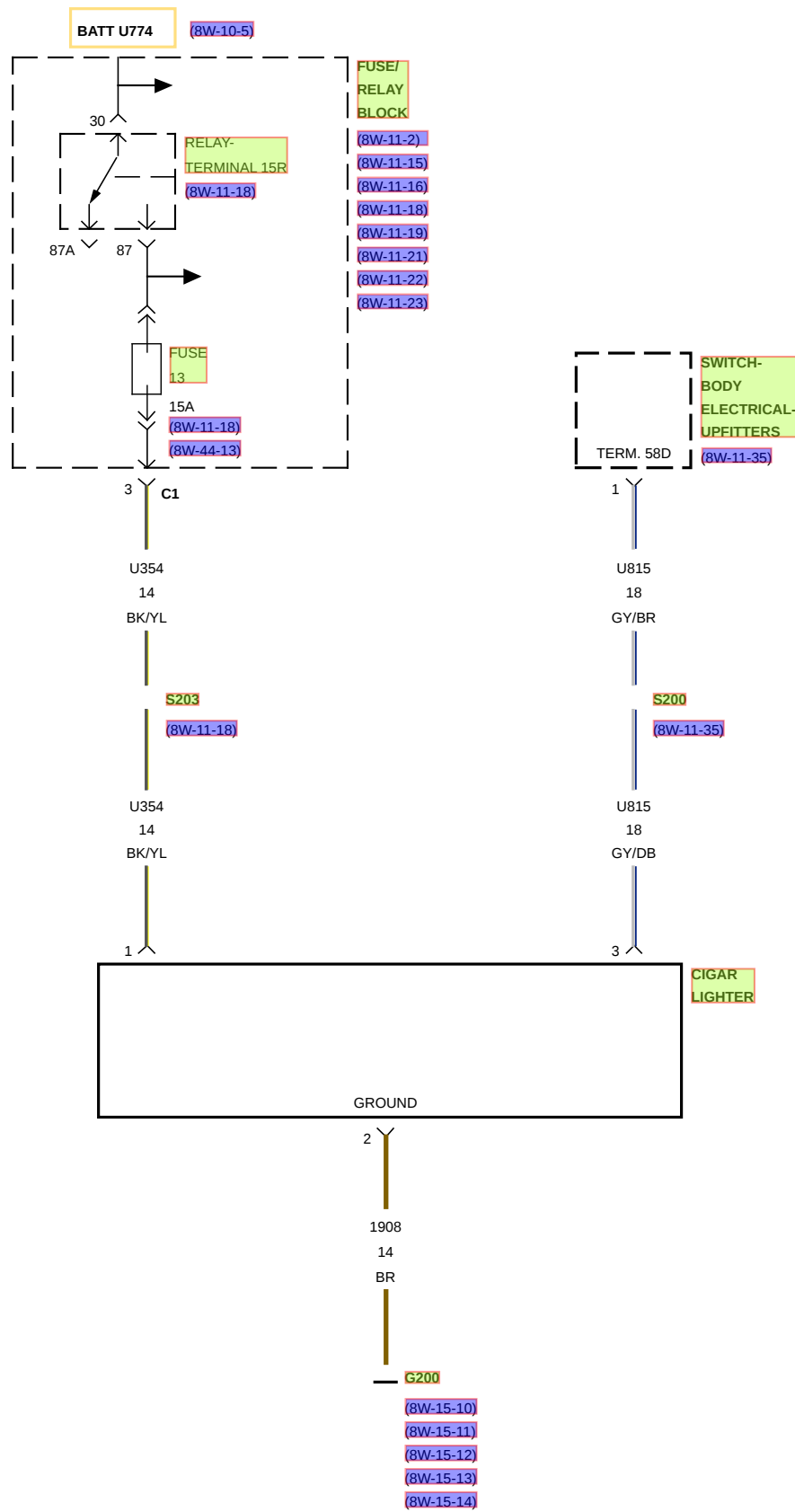


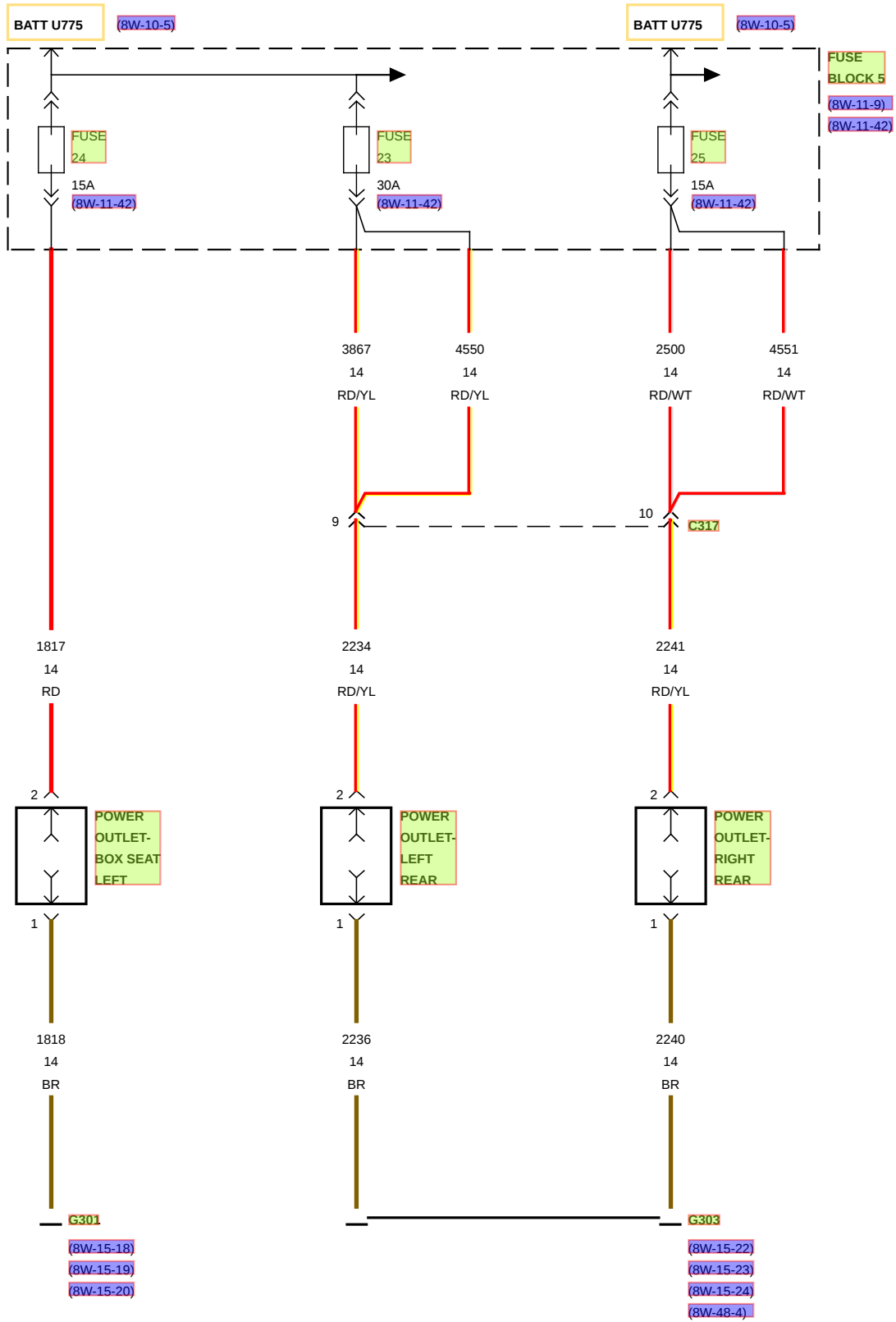
**G301**  
 (8W-15-18)  
 (8W-15-19)  
 (8W-15-20)



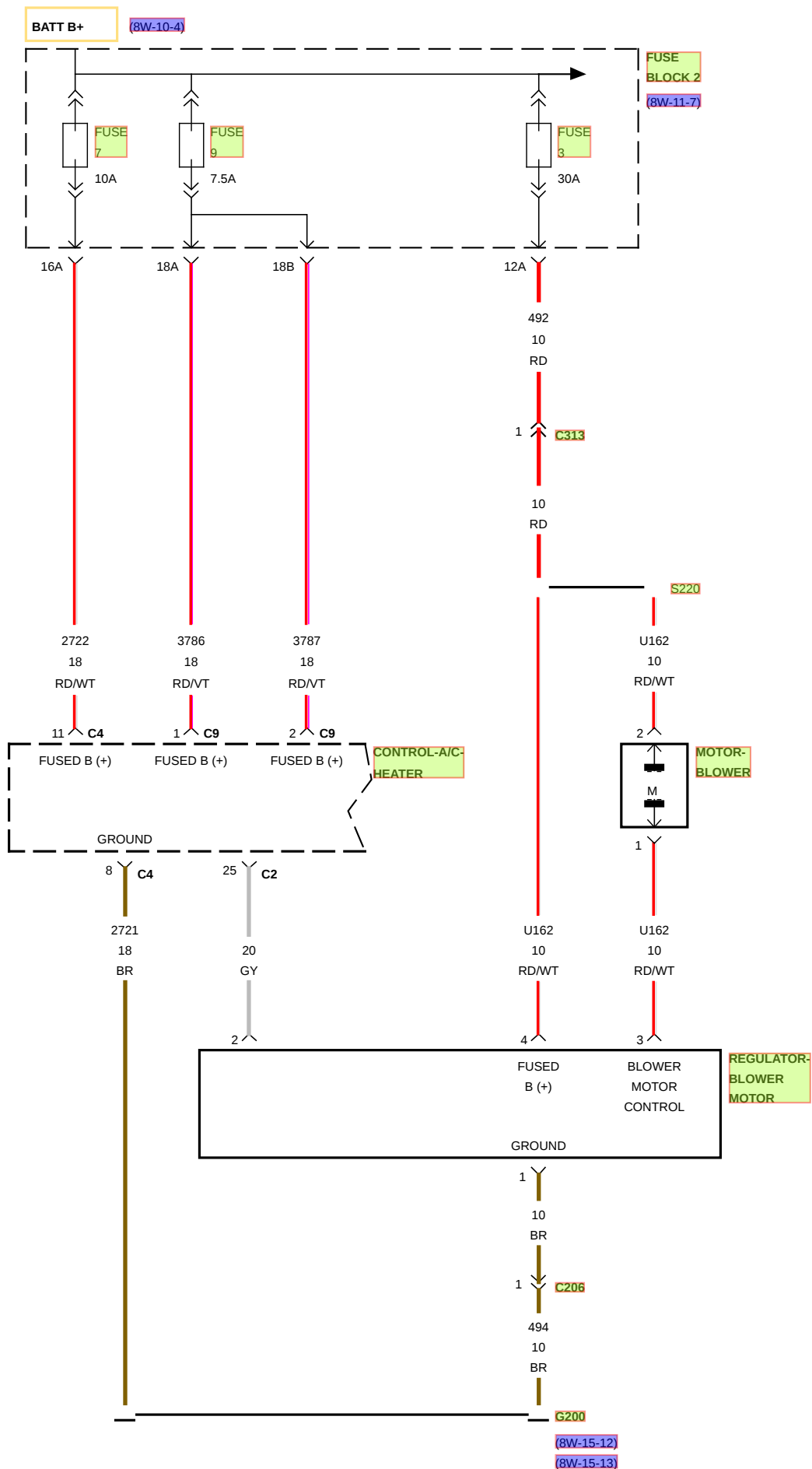




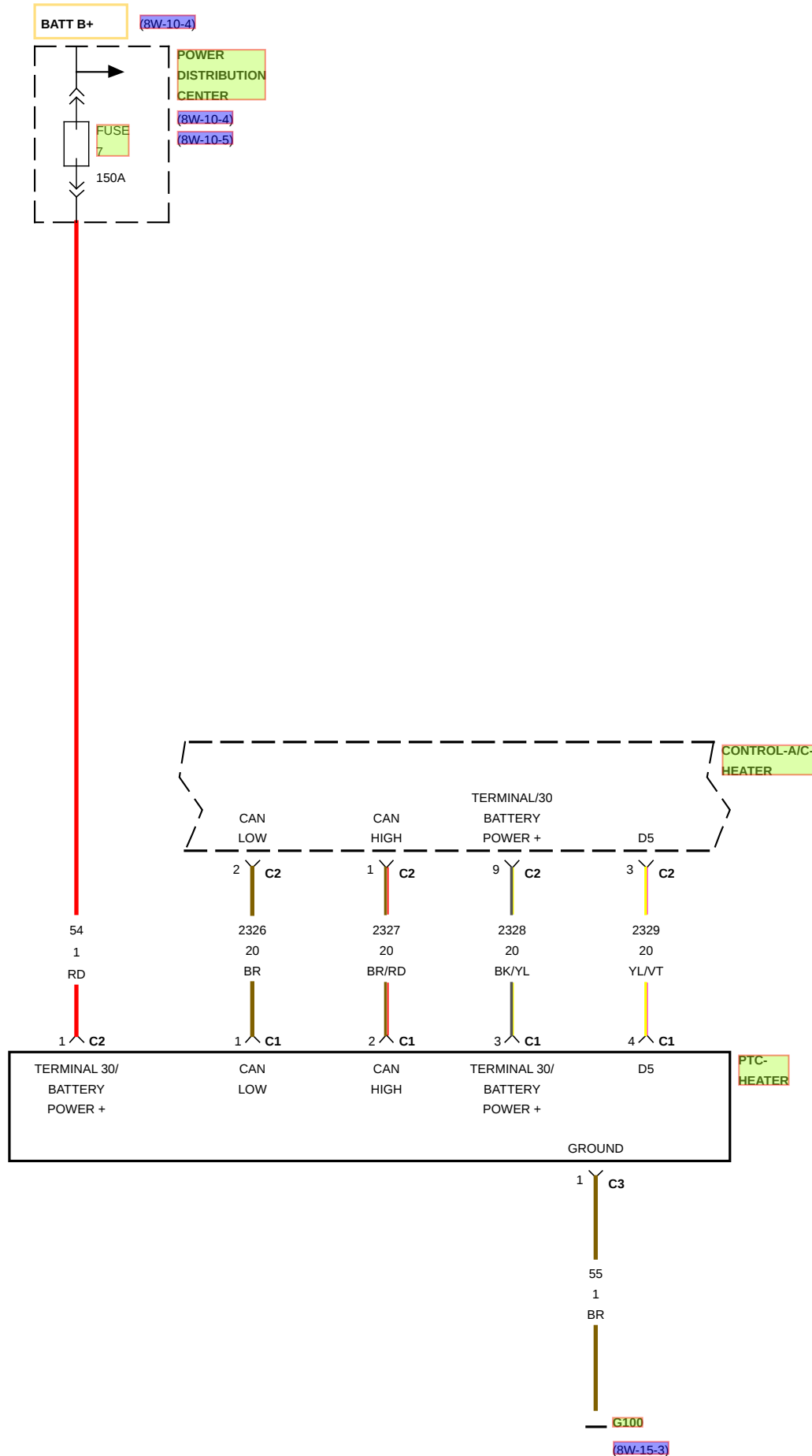




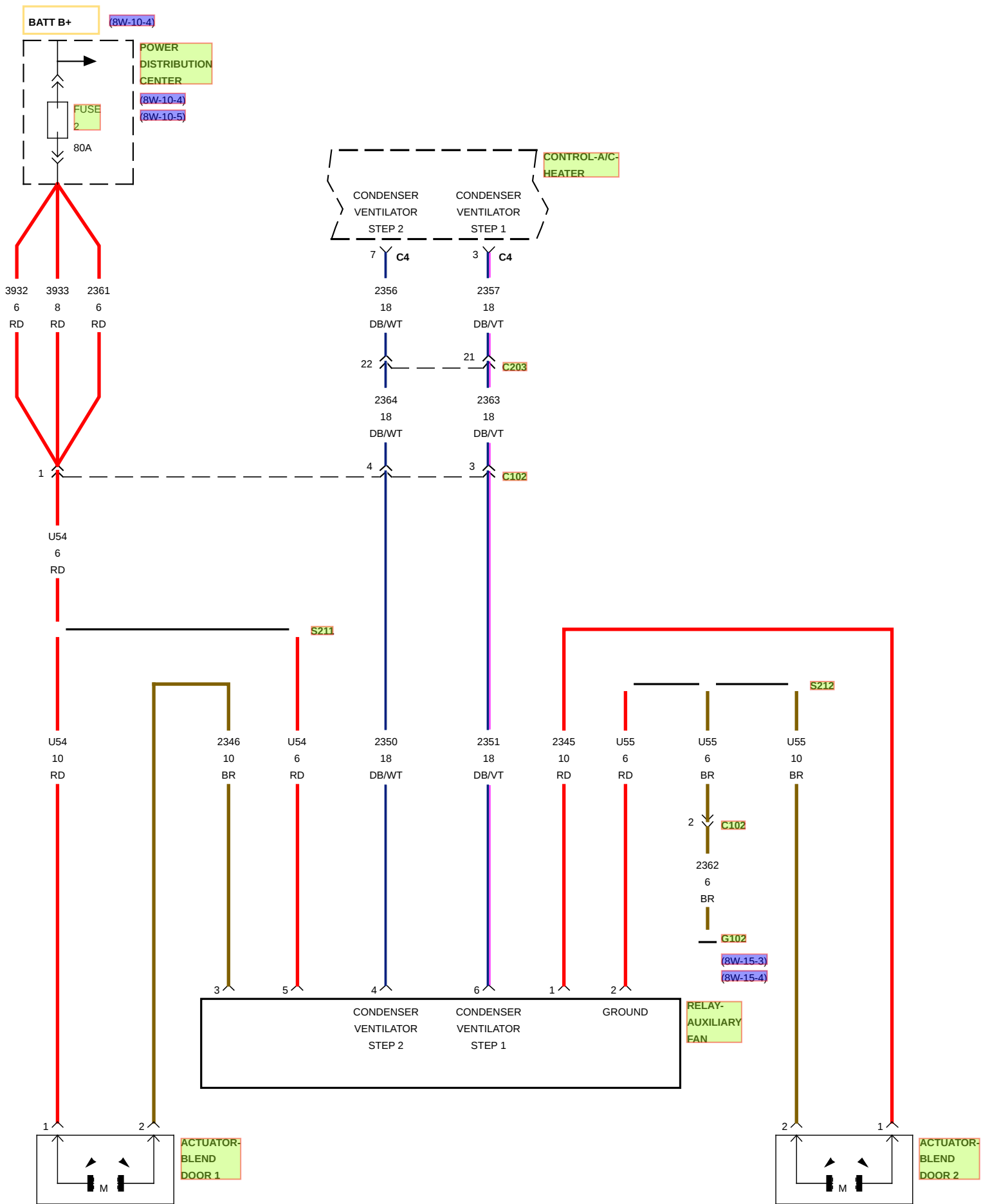
ATC



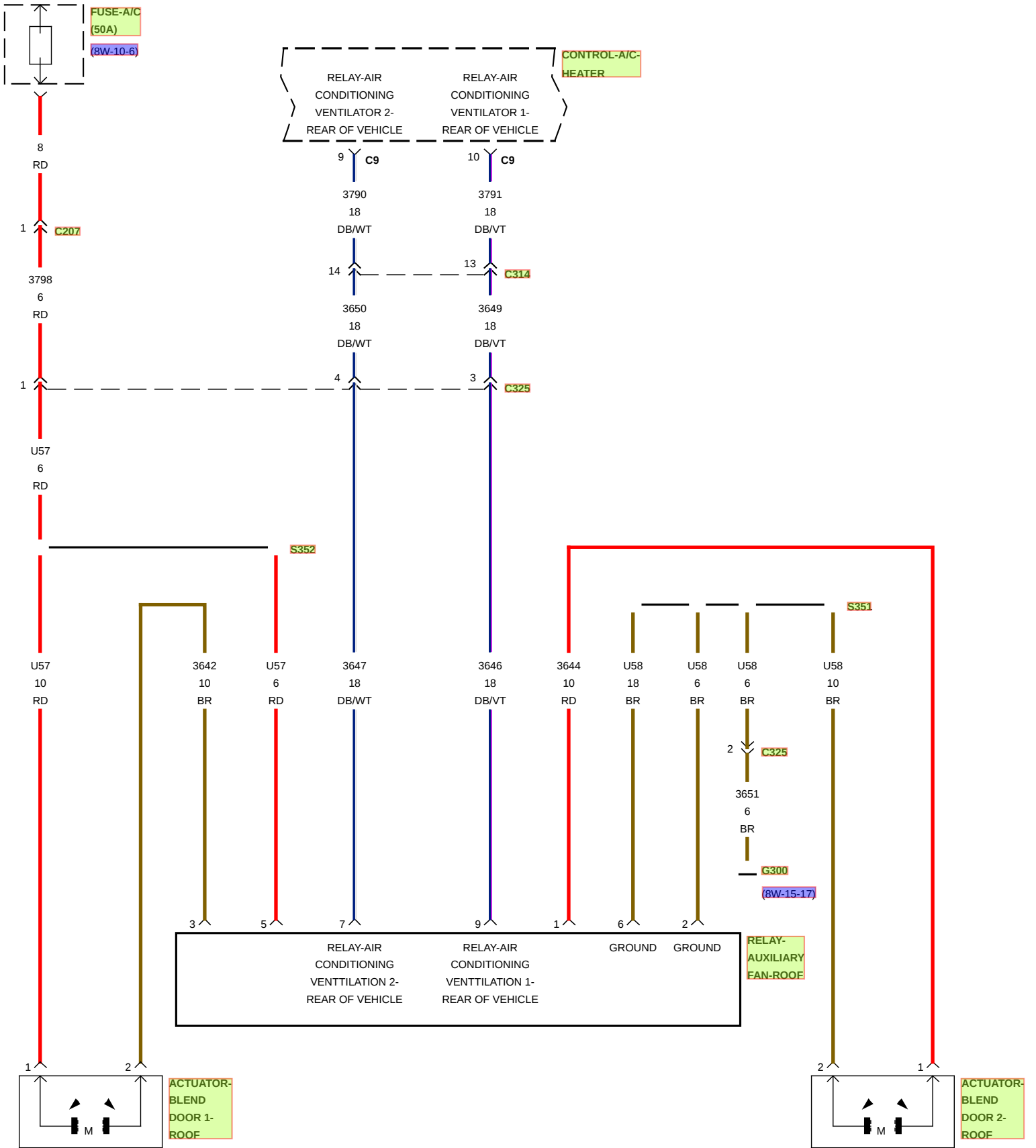
ATC



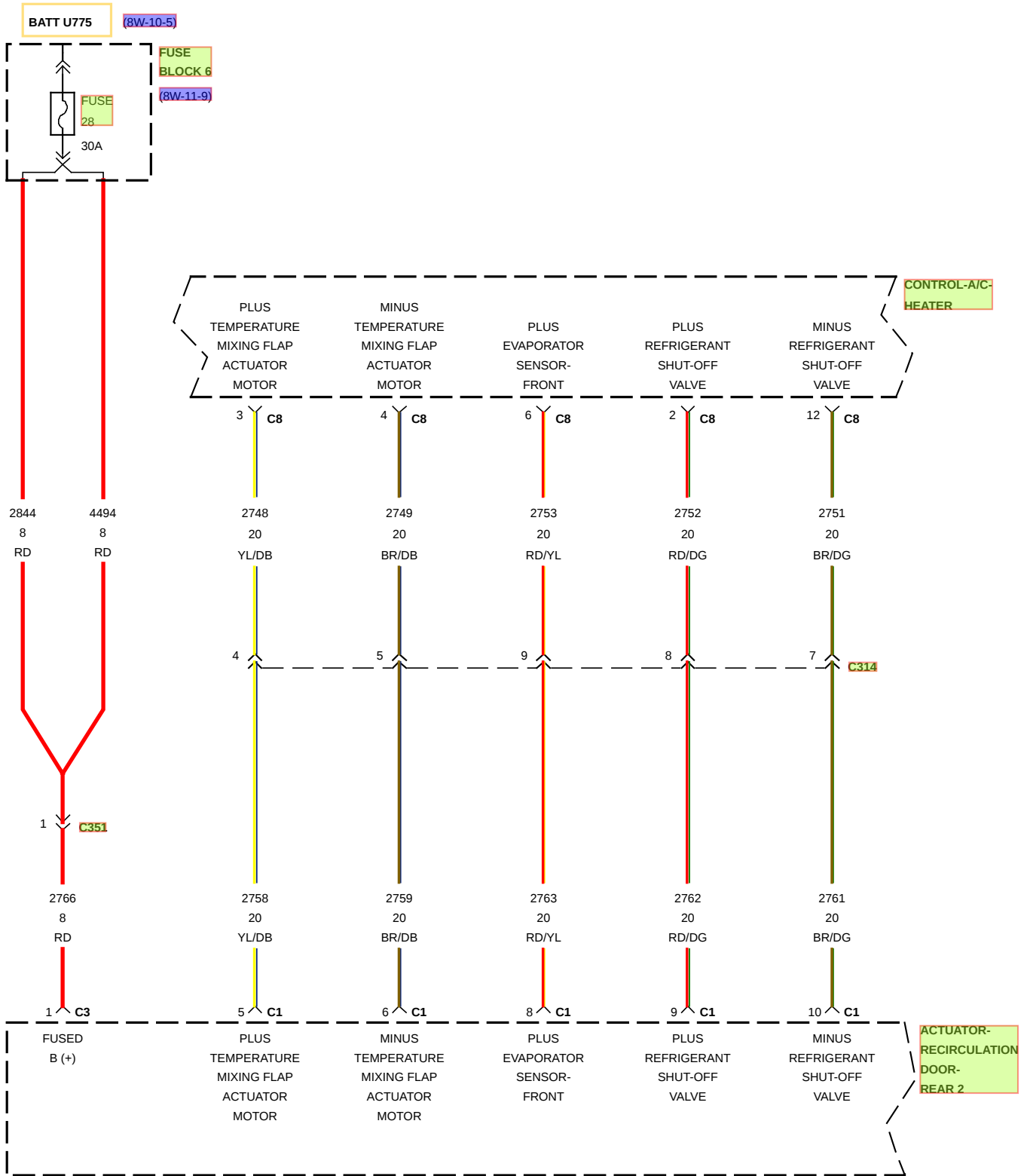
ATC



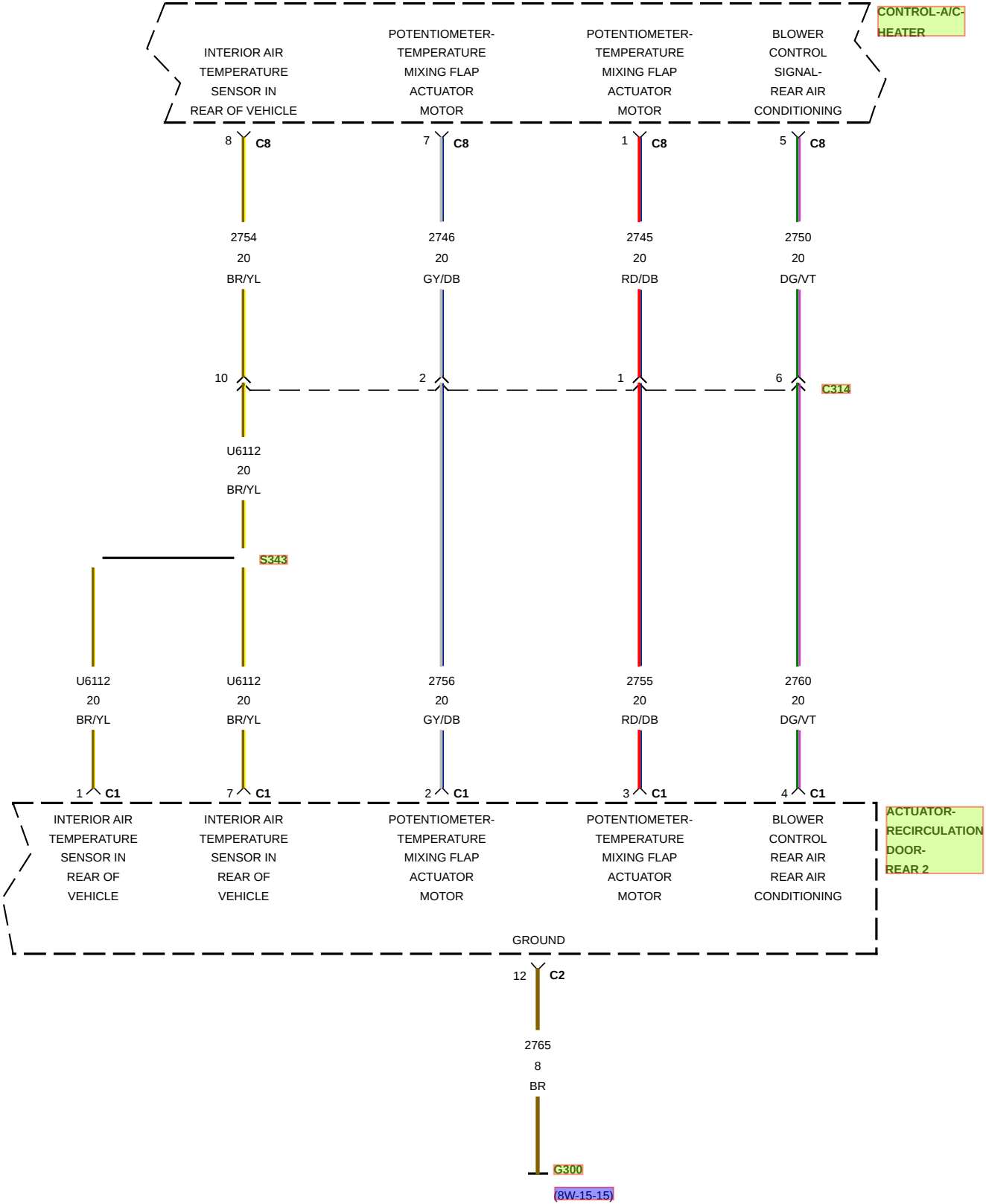
ATC



ATC

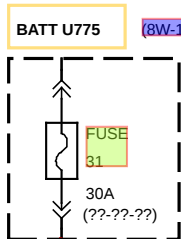


ATC



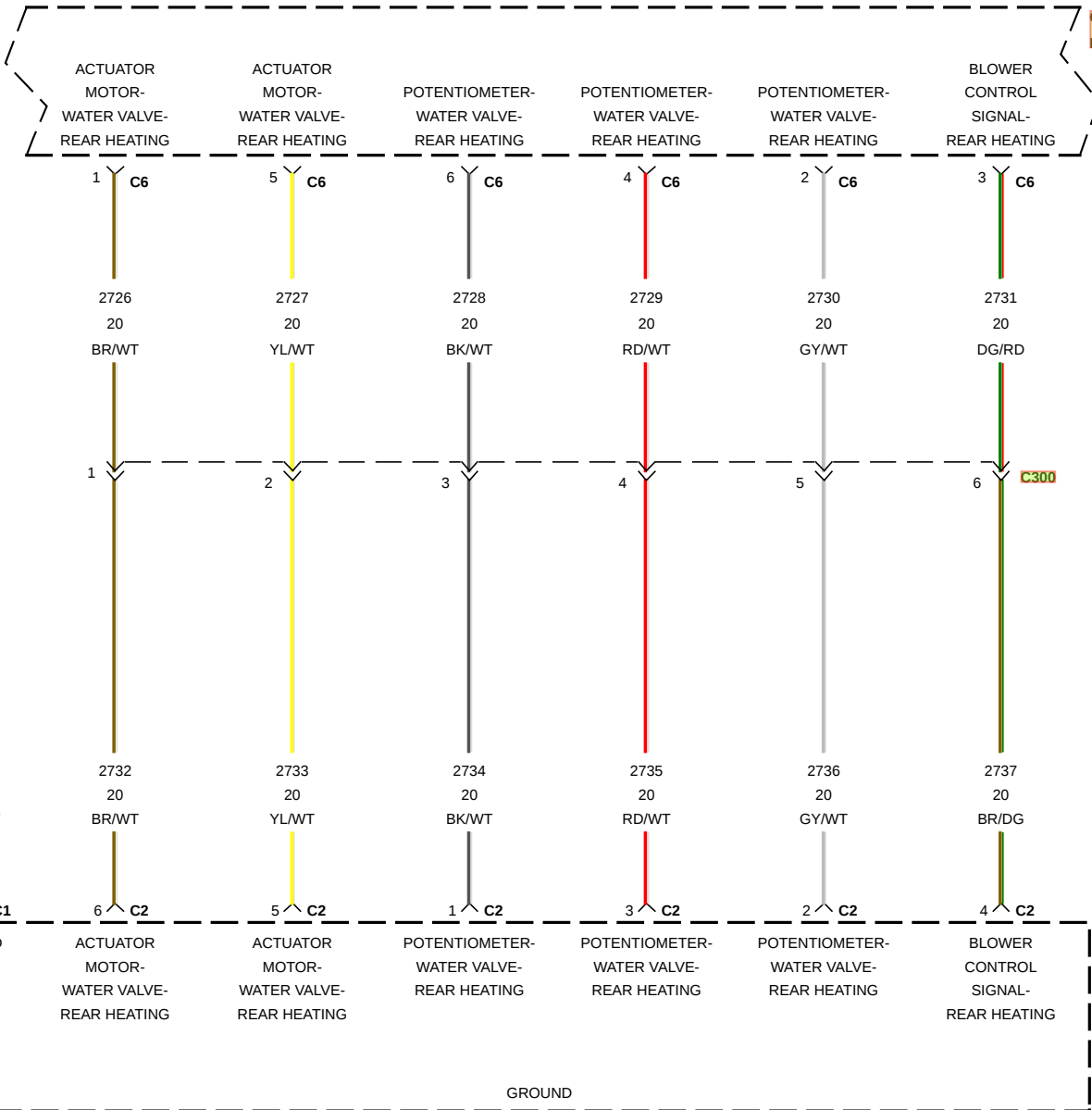


ATC



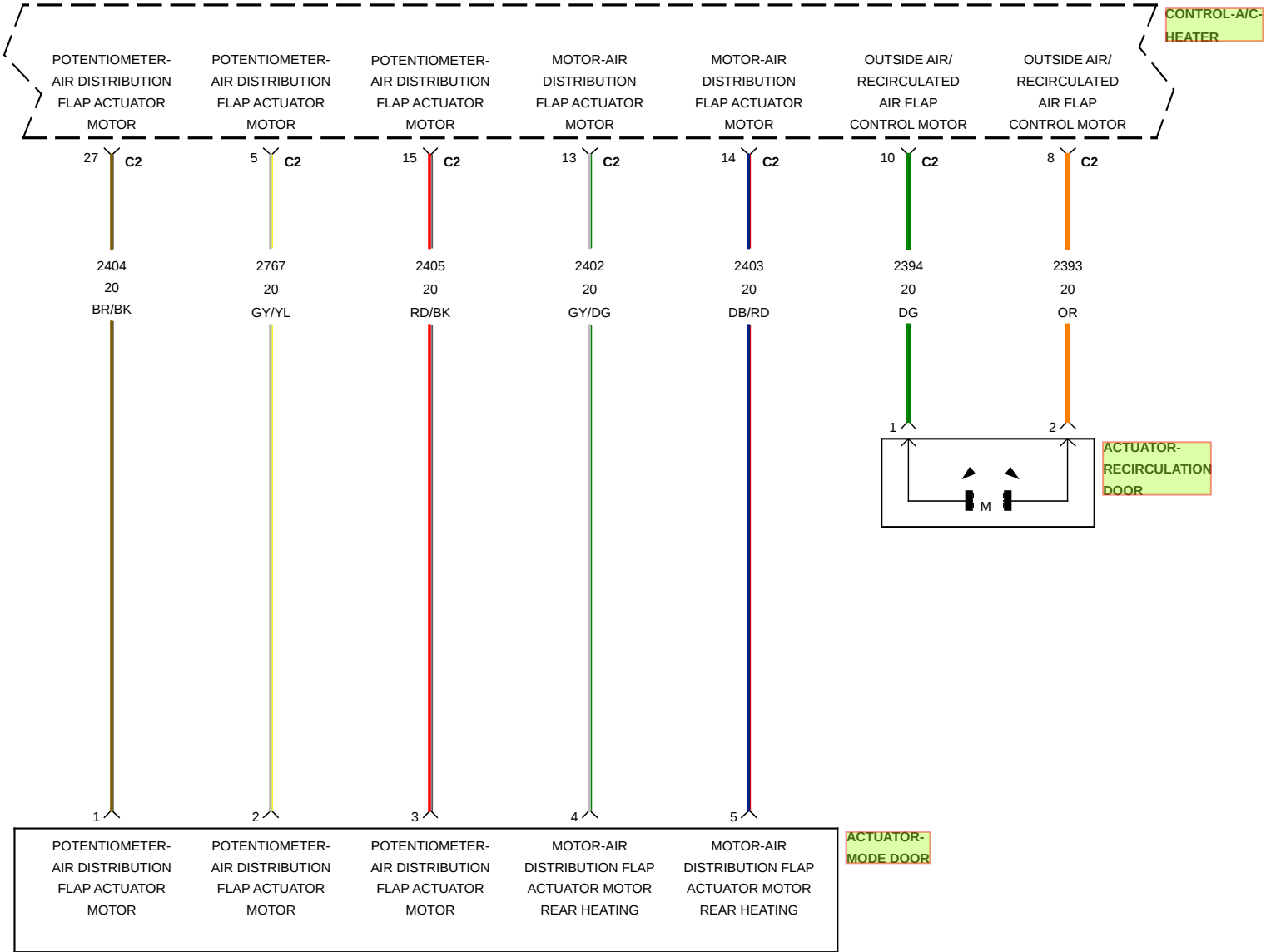
(8W-10-5)

FUSE BLOCK 6  
(8W-11-9)

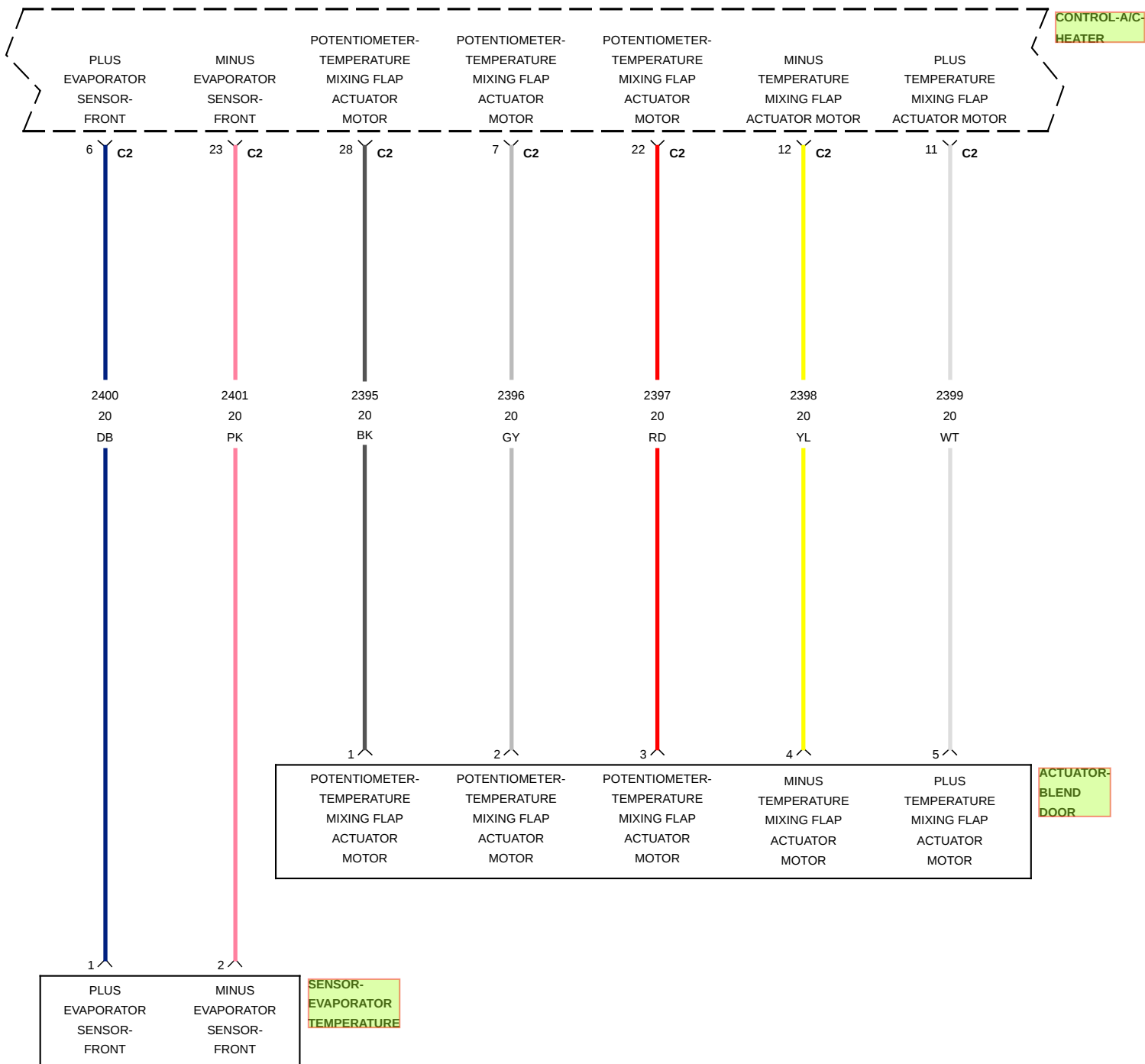


(8W-15-26)

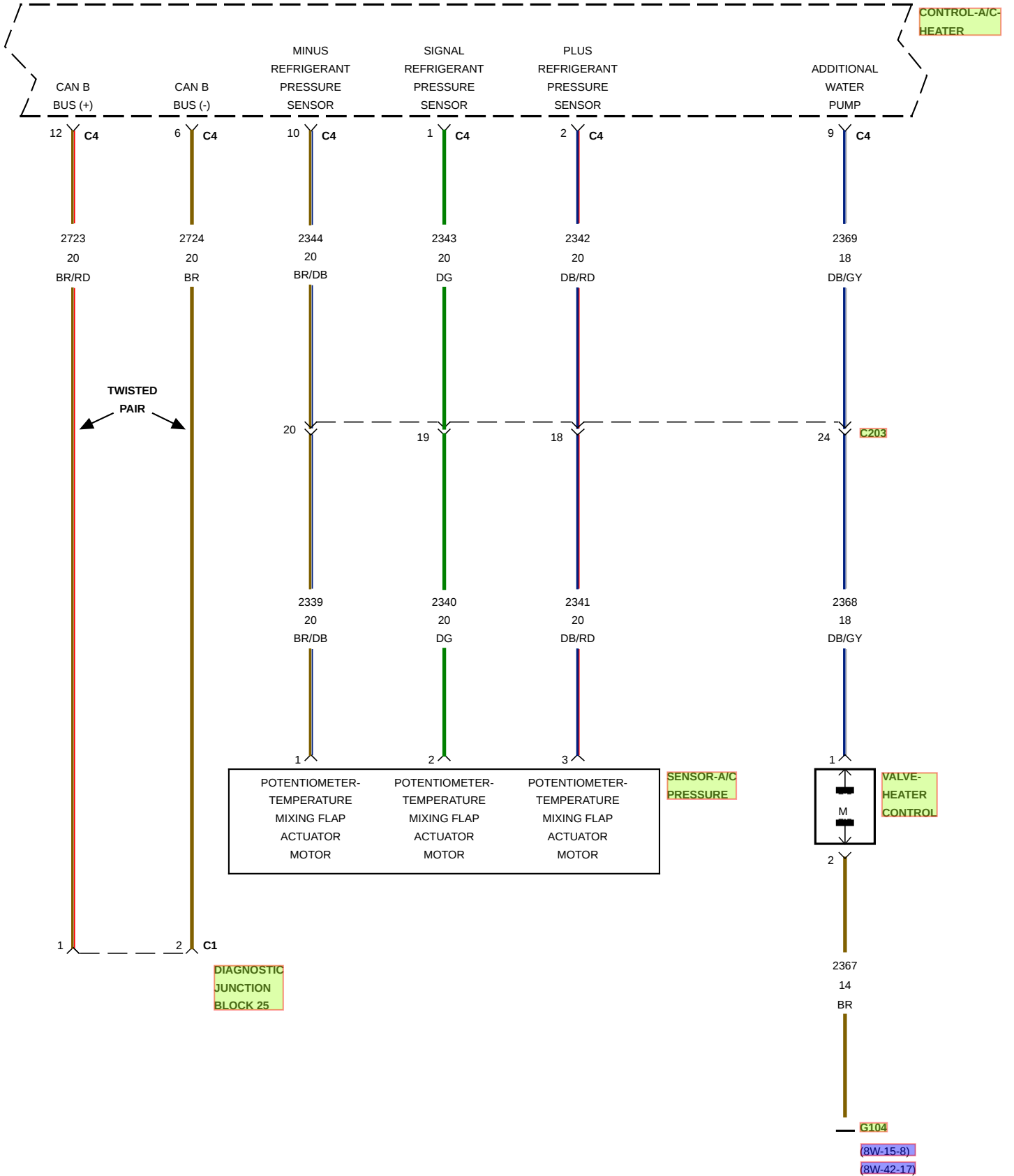
ATC



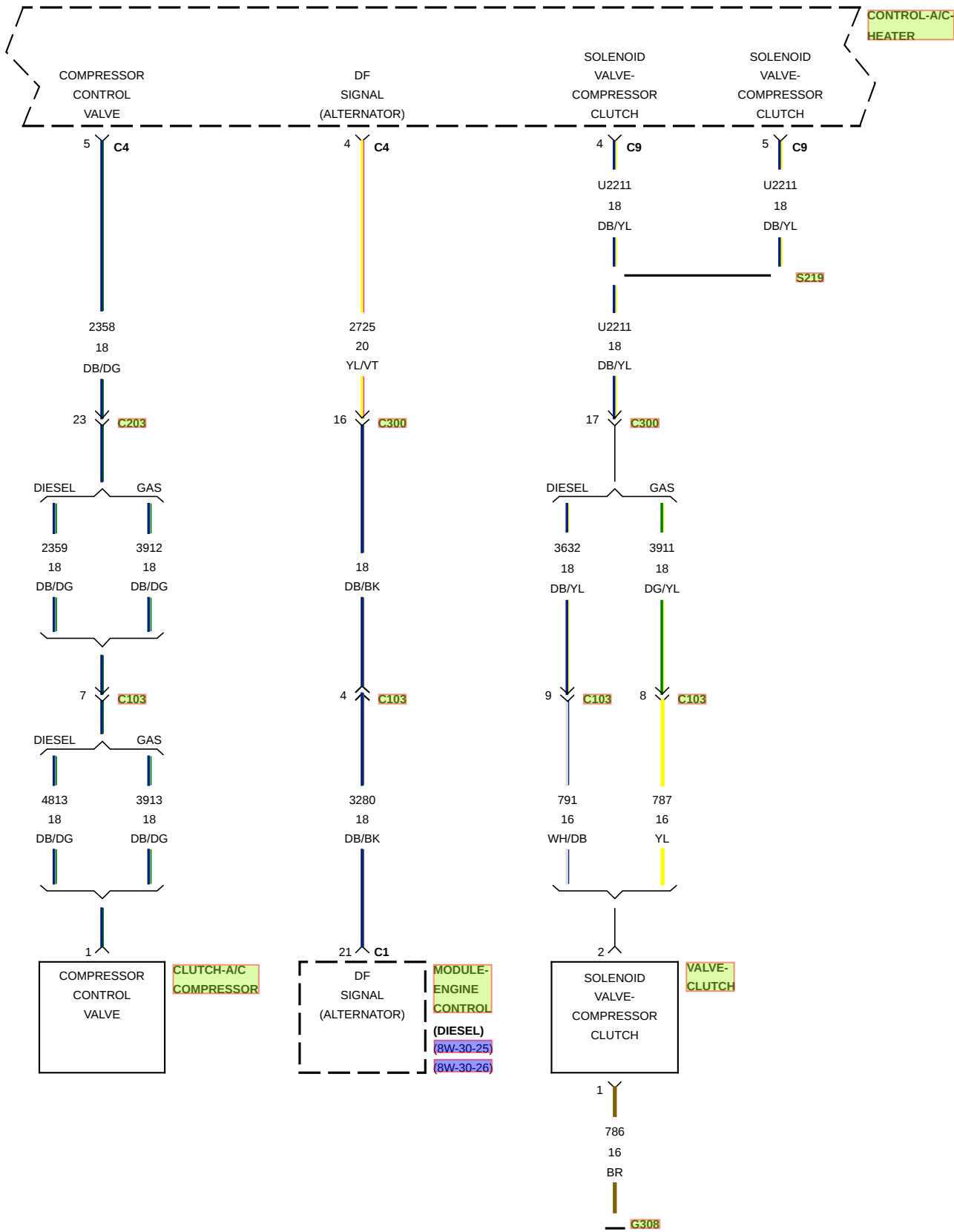
ATC



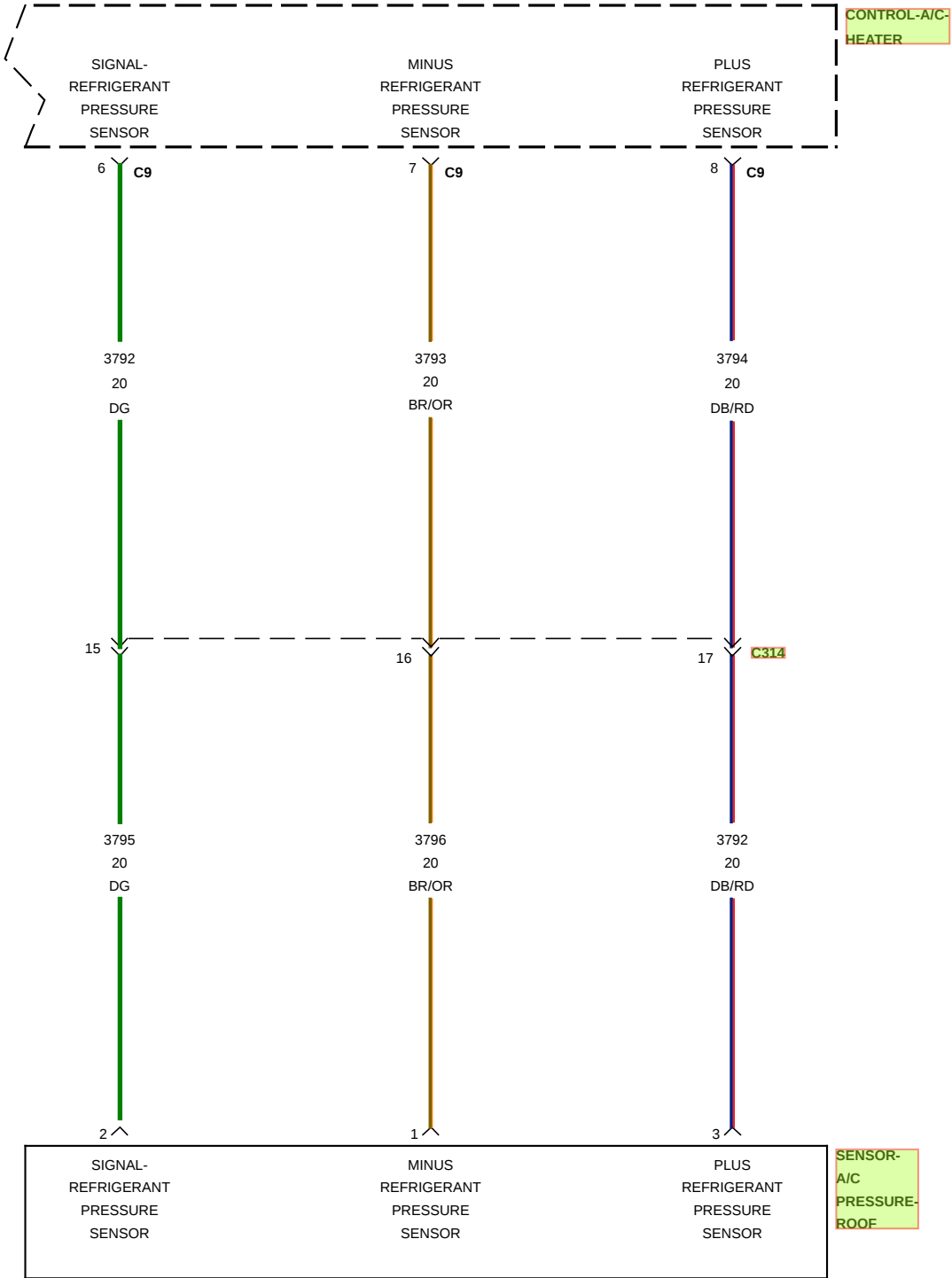
ATC



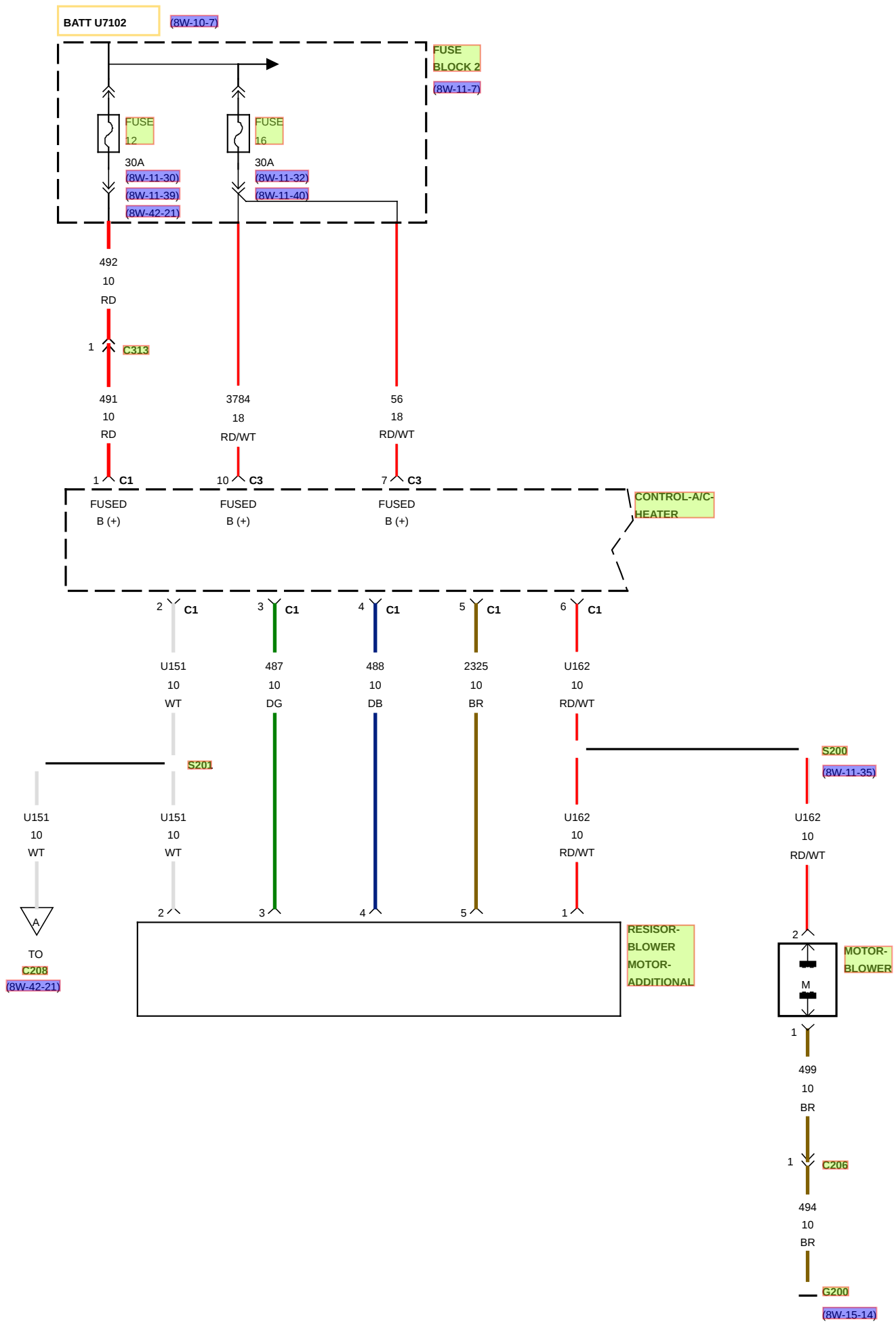
ATC



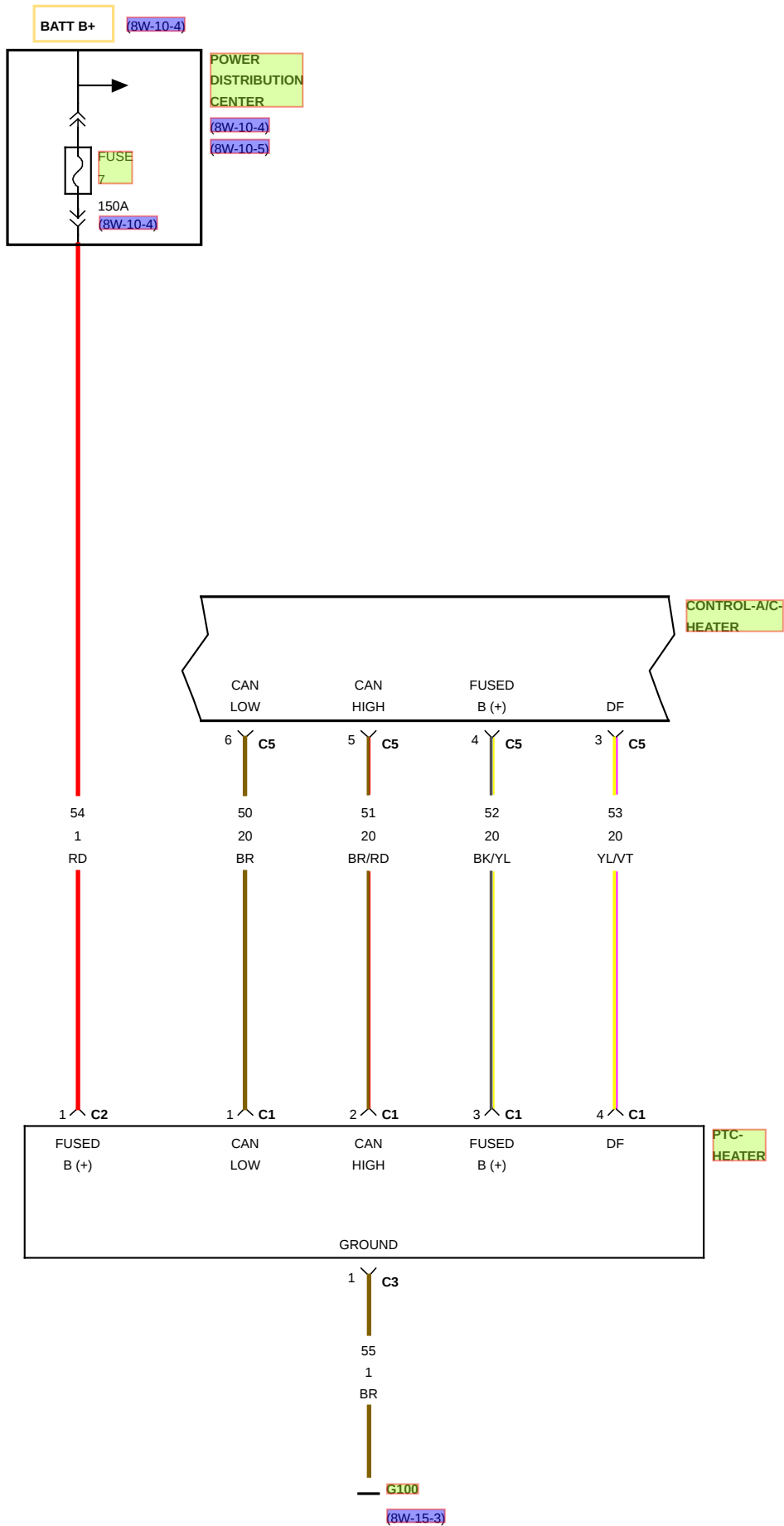
ATC



MTC

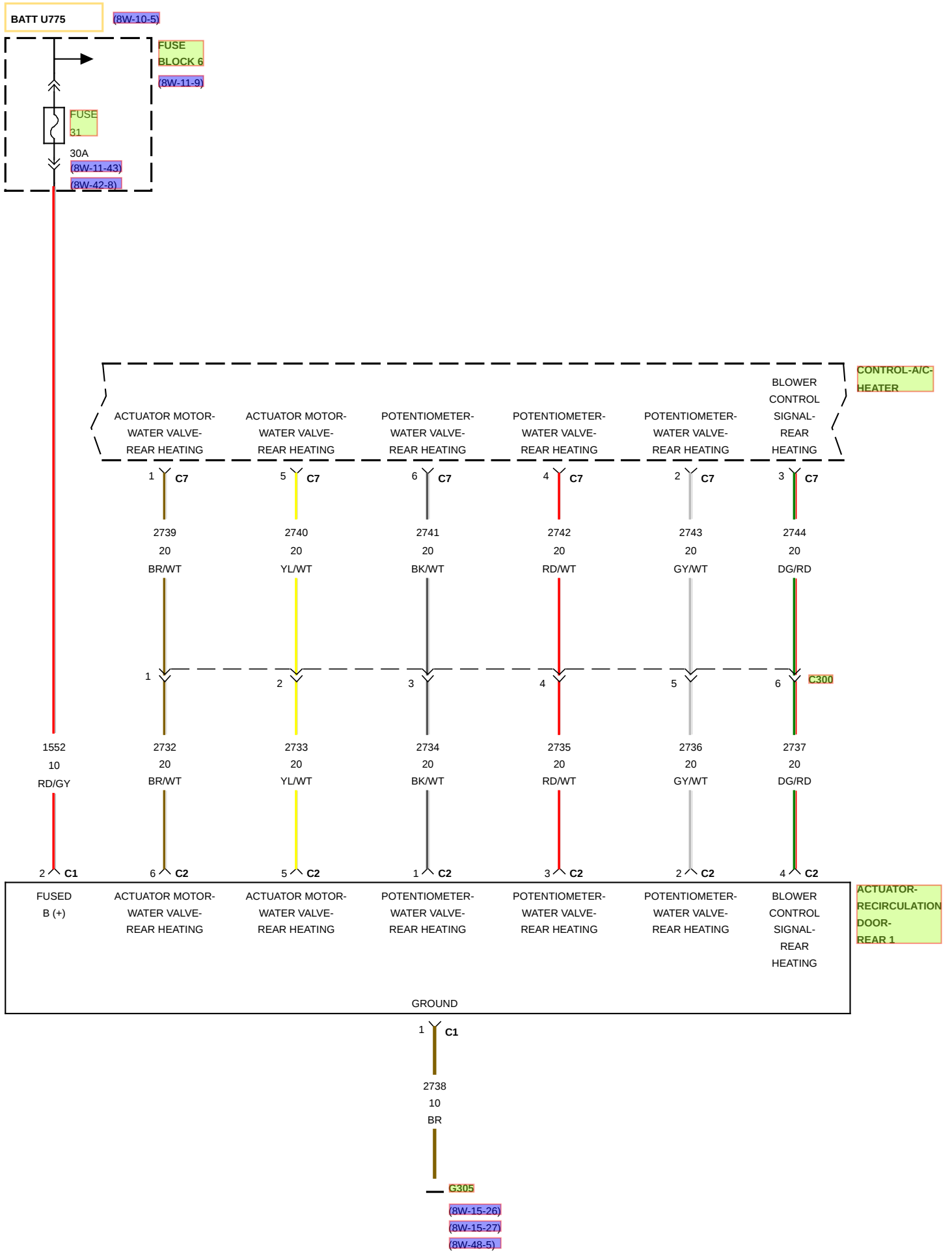


MTC

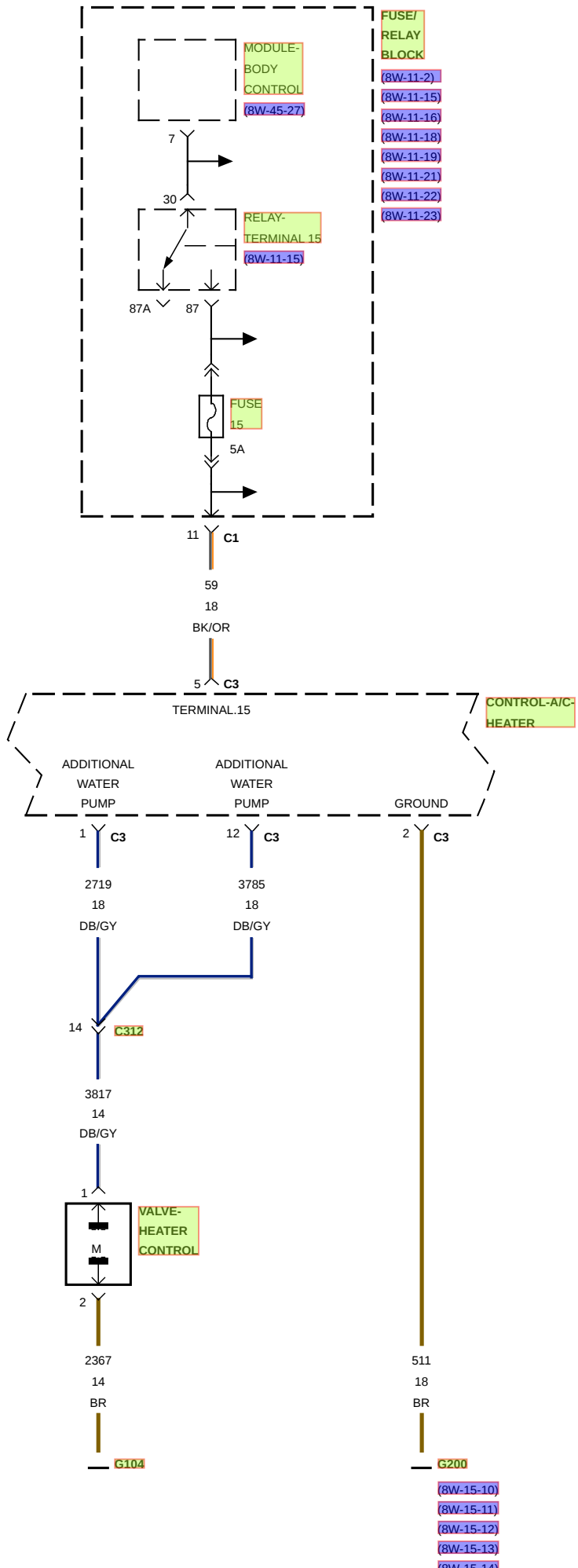




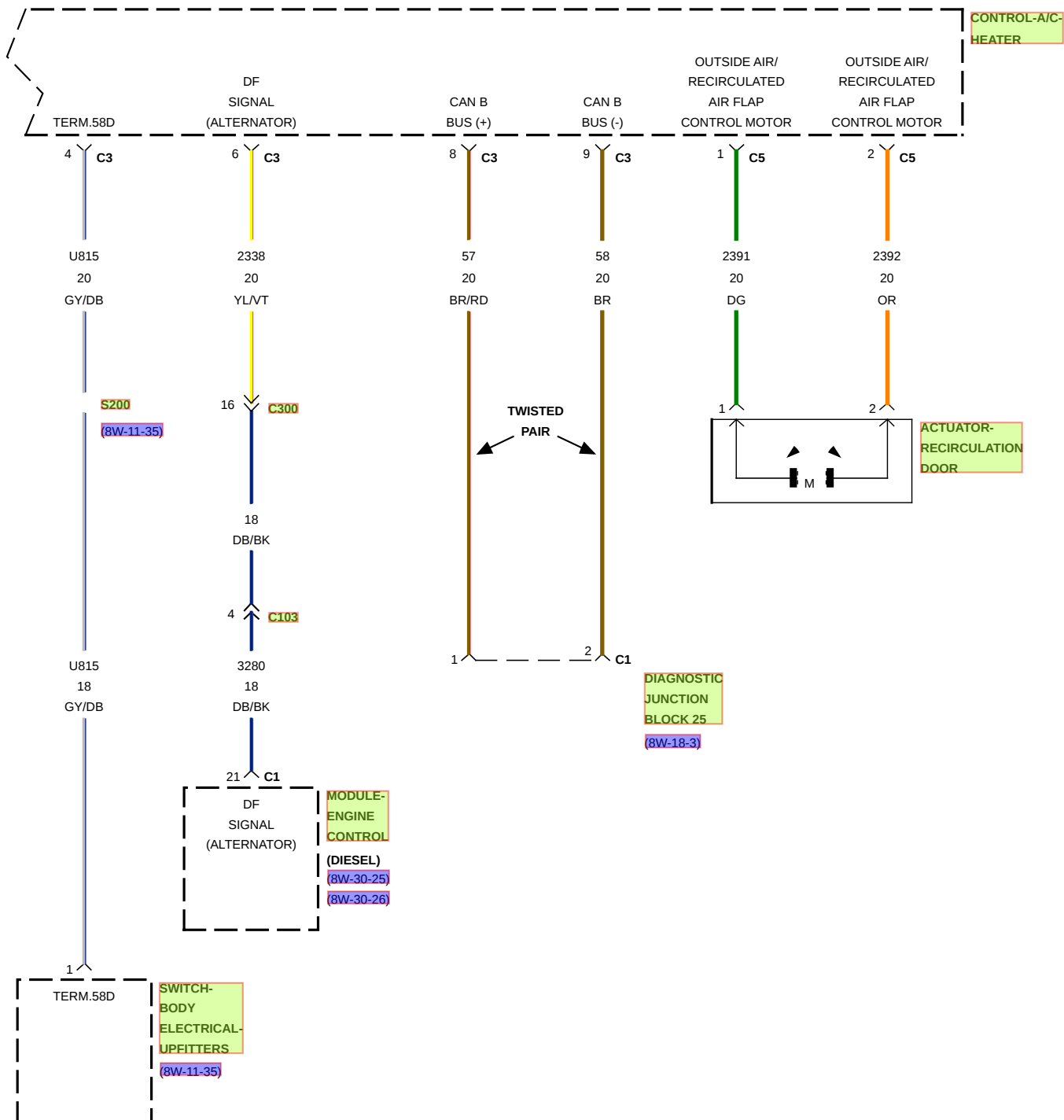
MTC



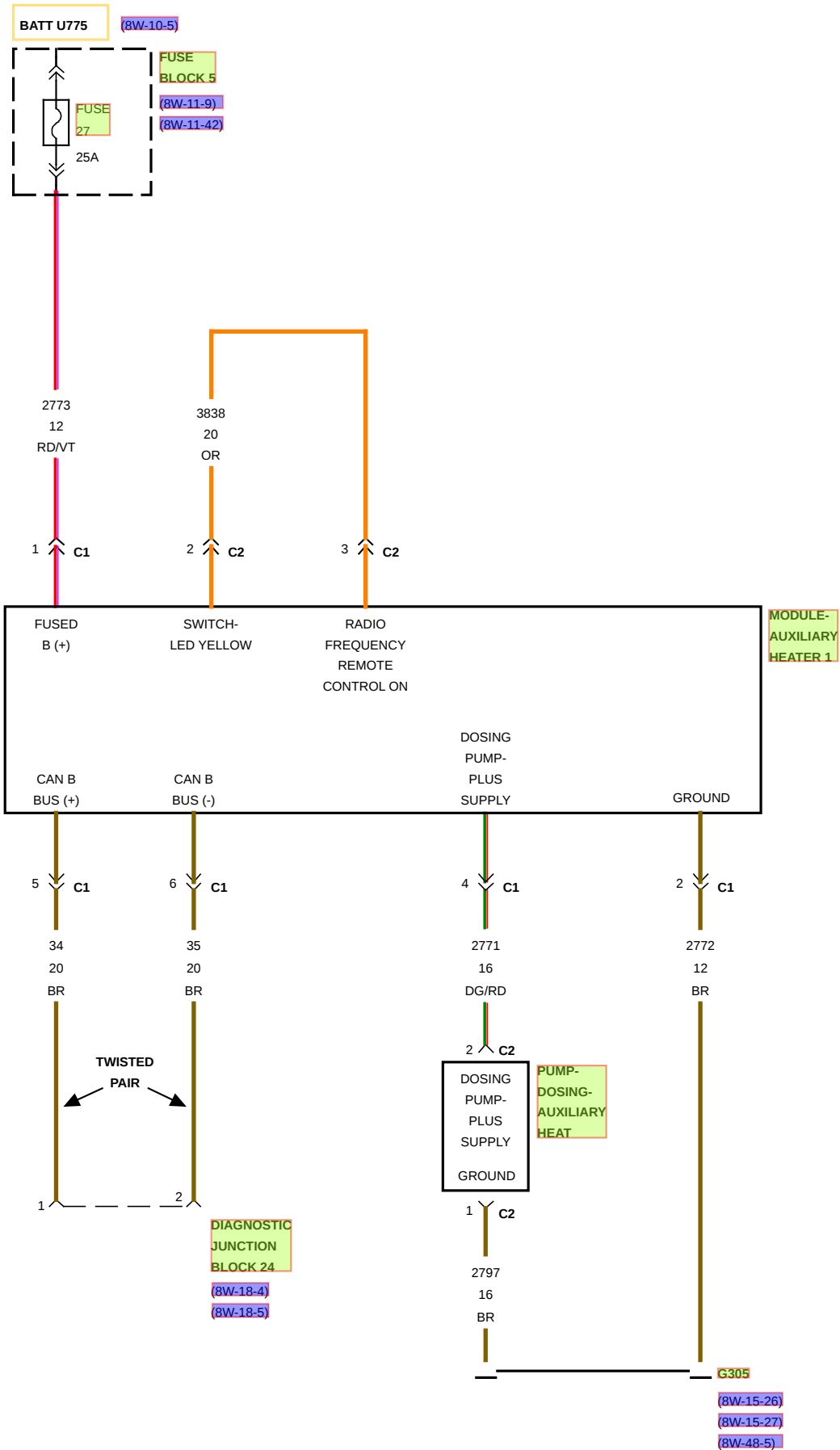
MTC

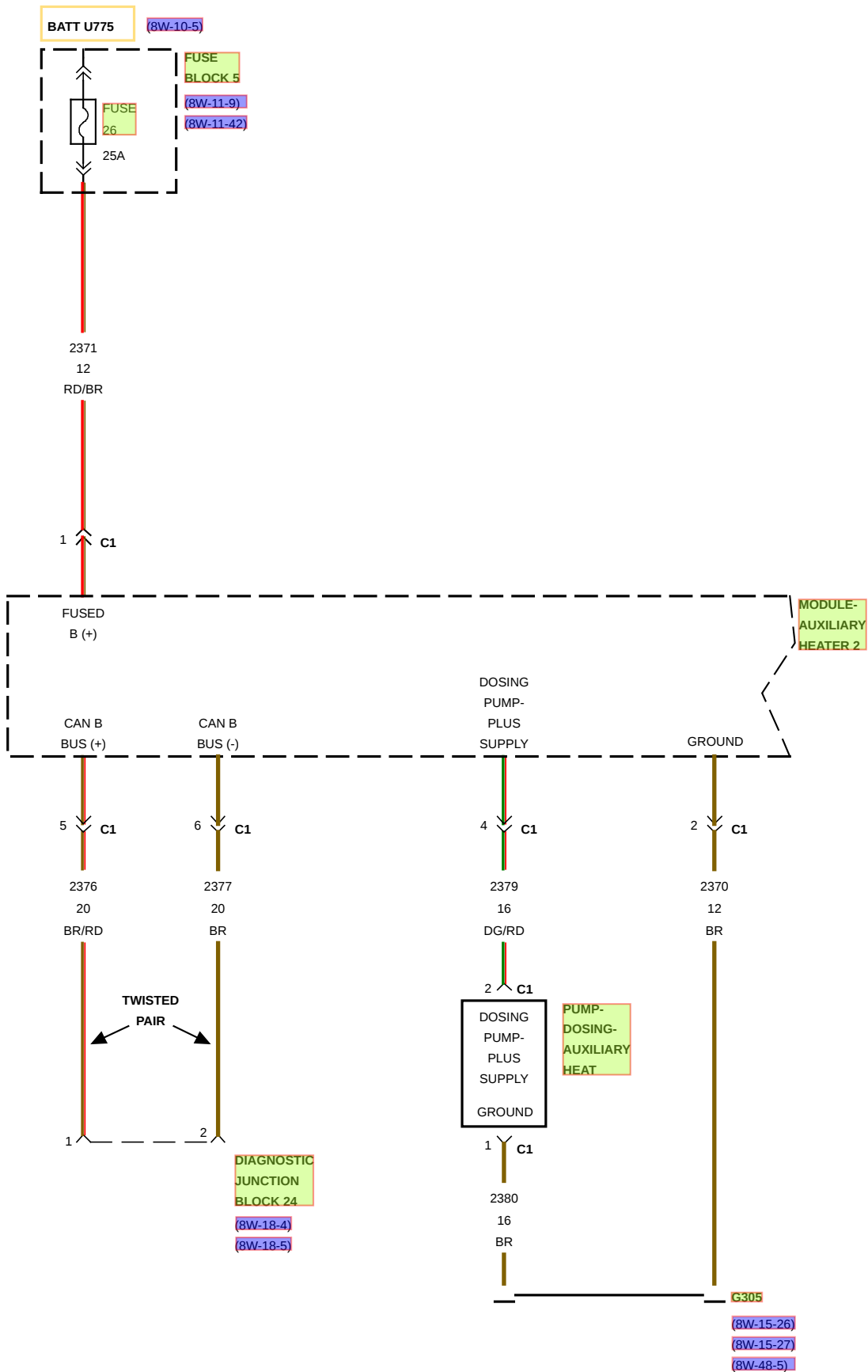


MTC

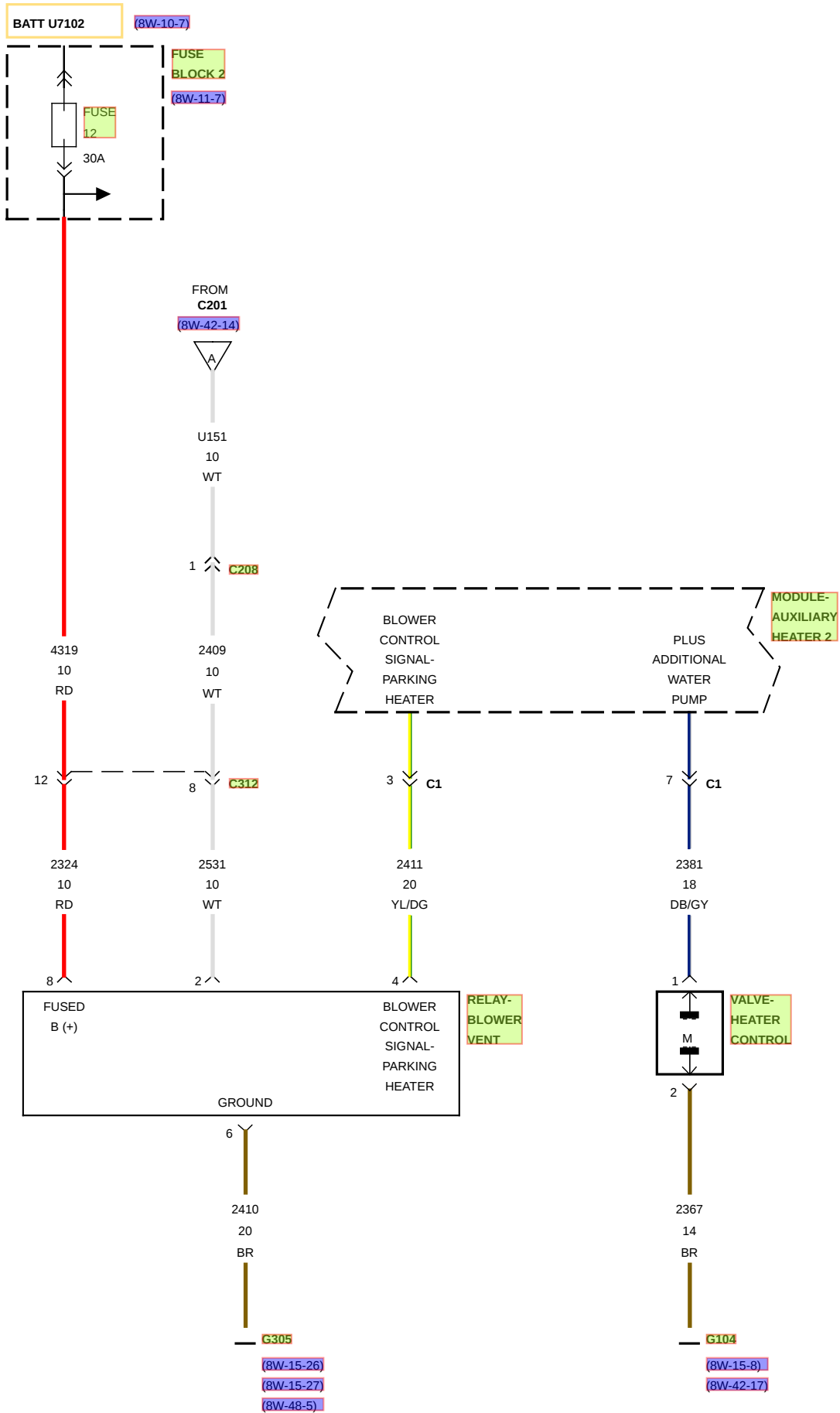


AUXILIARY HEATER 1

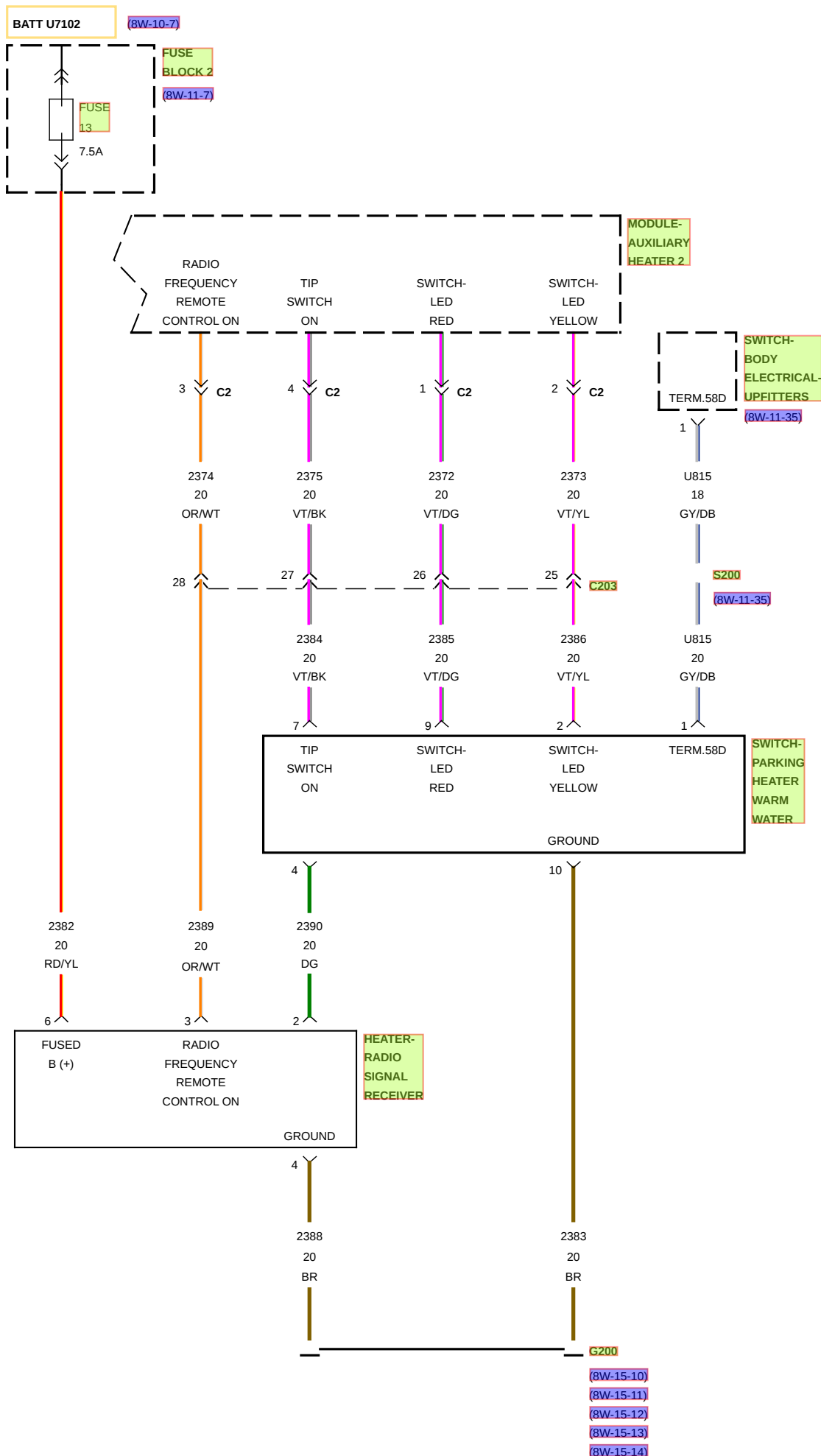




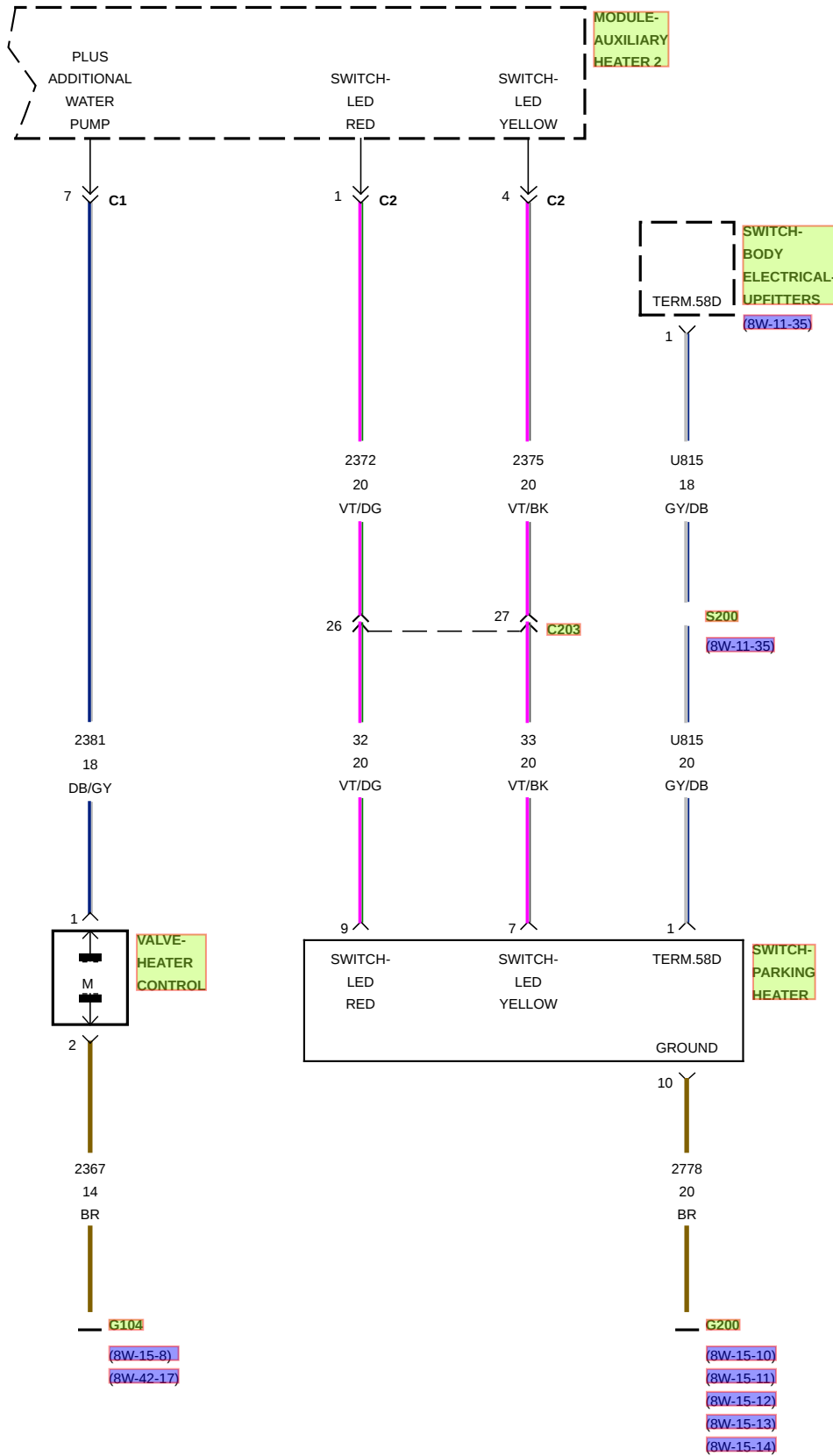
AUXILIARY HEATER 2 WITH HEATER - RADIO SIGNAL RECEIVER



AUXILIARY HEATER 2 WITH HEATER - RADIO SIGNAL RECEIVER

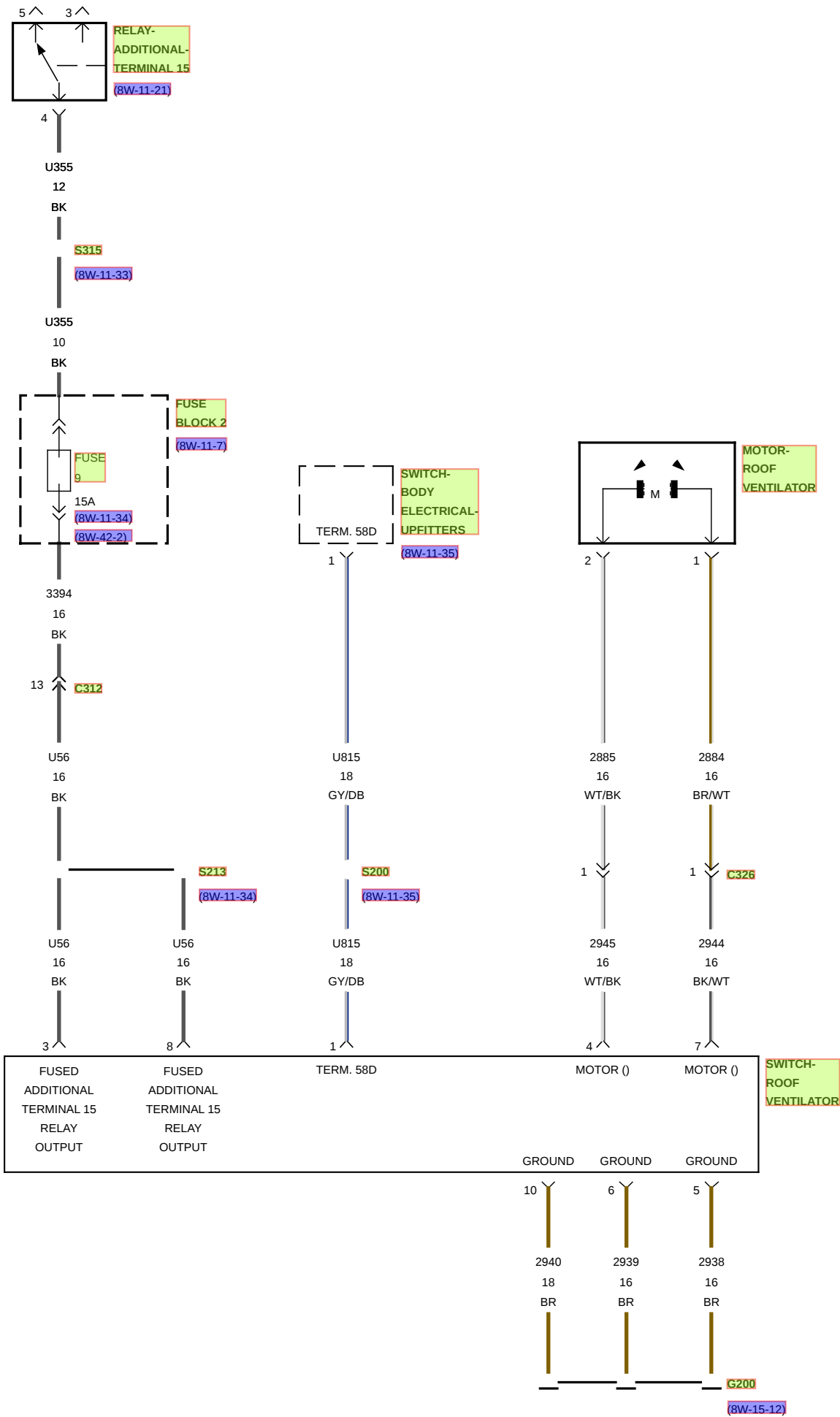


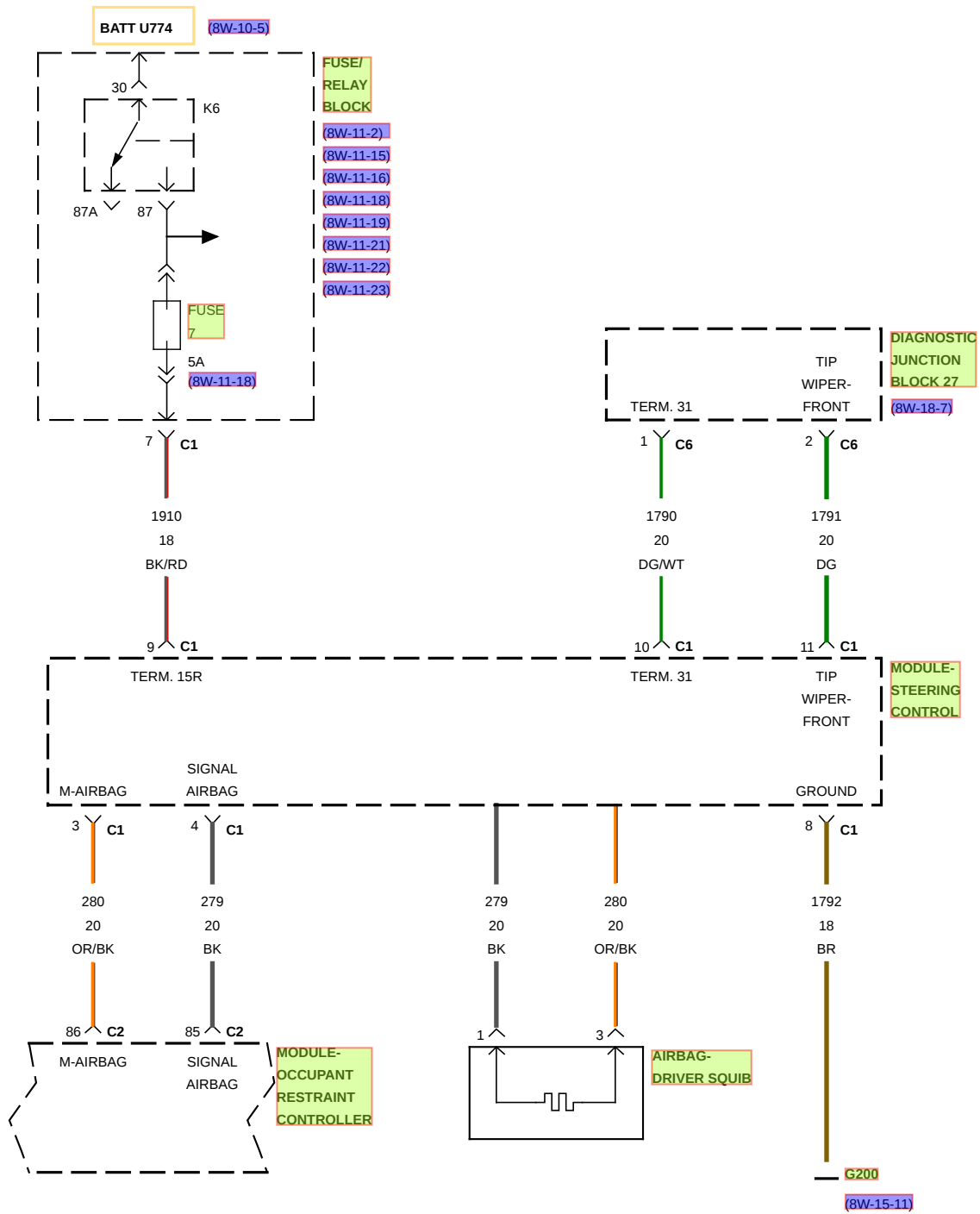
AUXILIARY HEATER 2 WITHOUT HEATER - RADIO SIGNAL RECEIVER

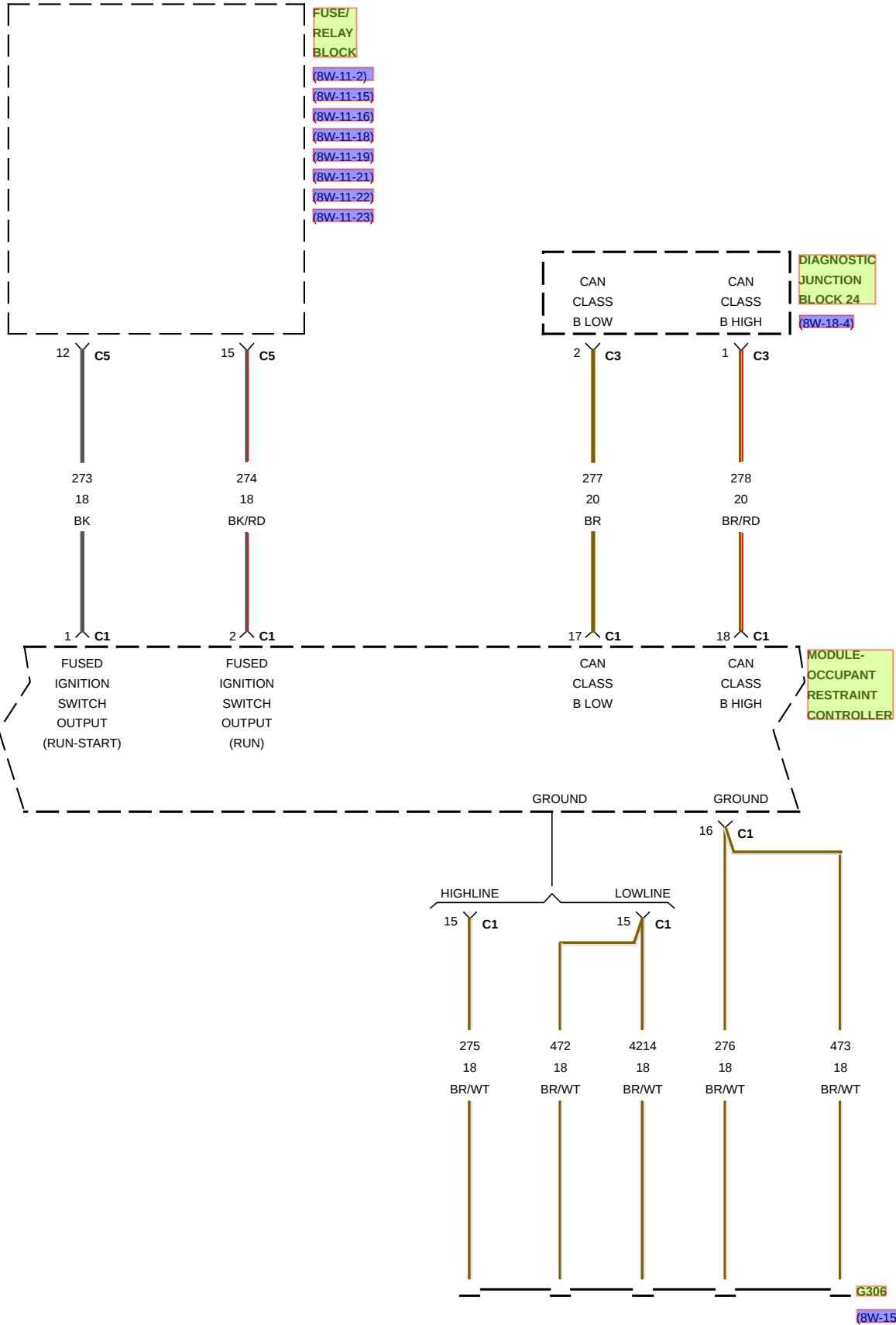


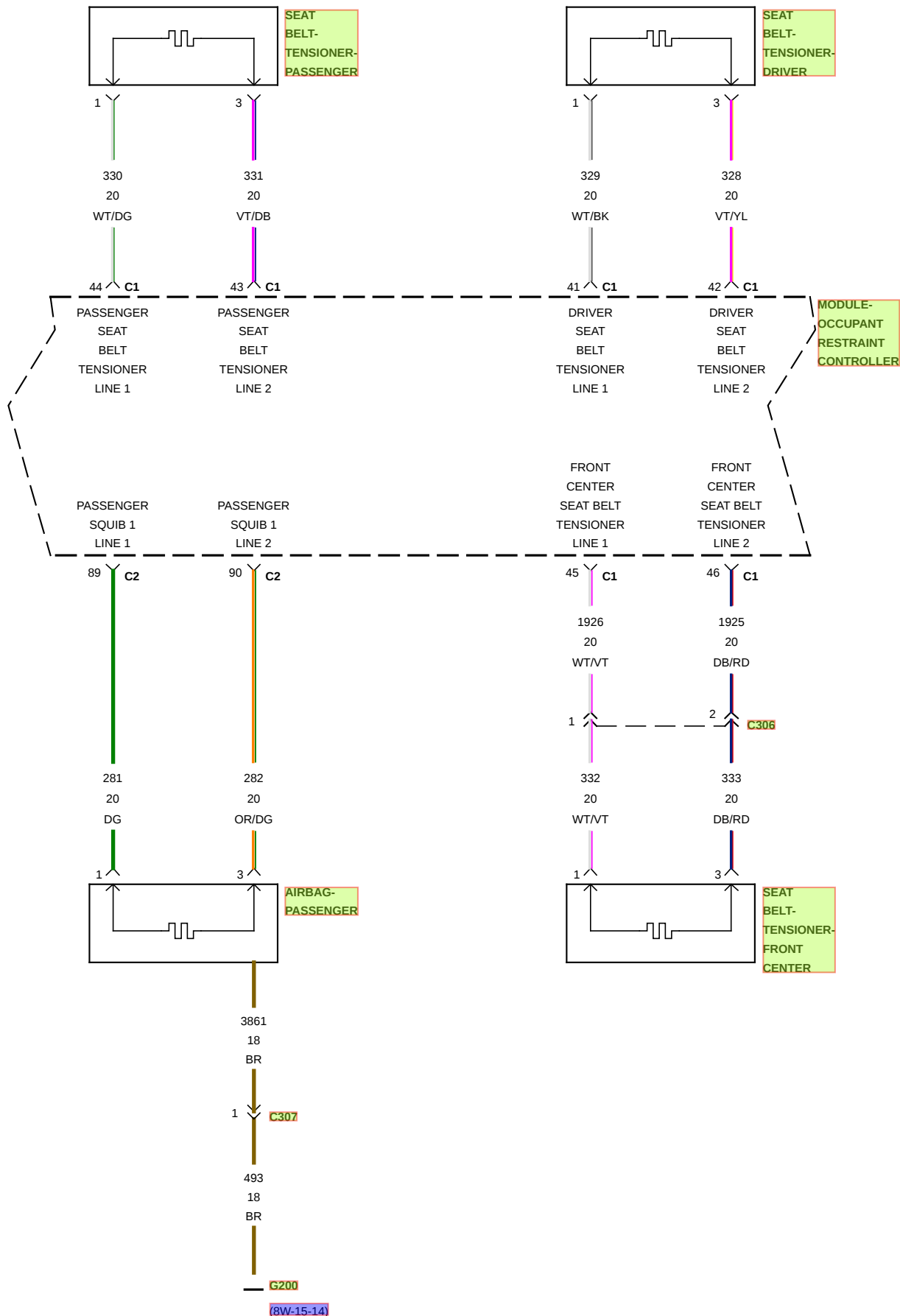


ROOF VENTILATOR

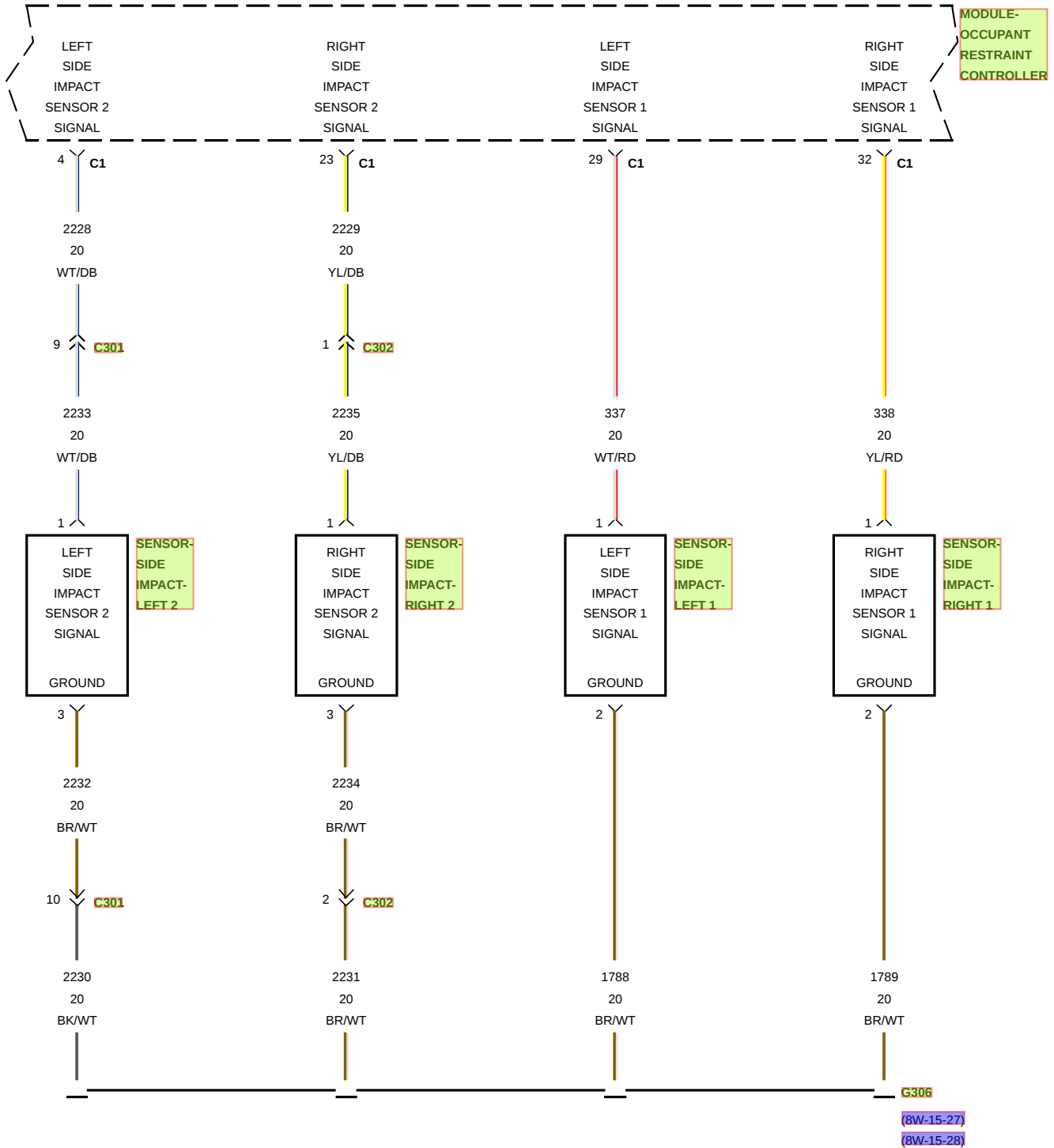




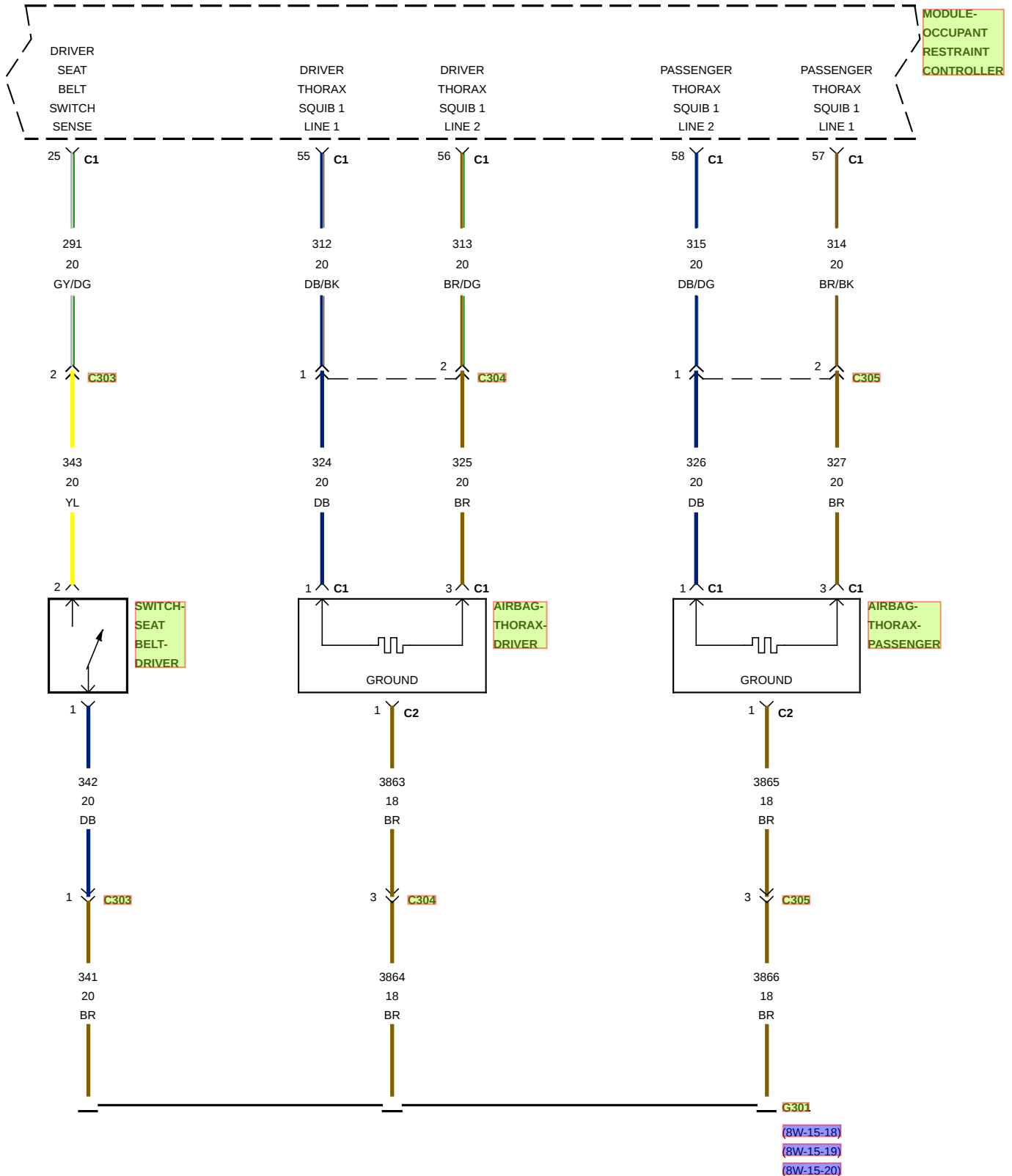




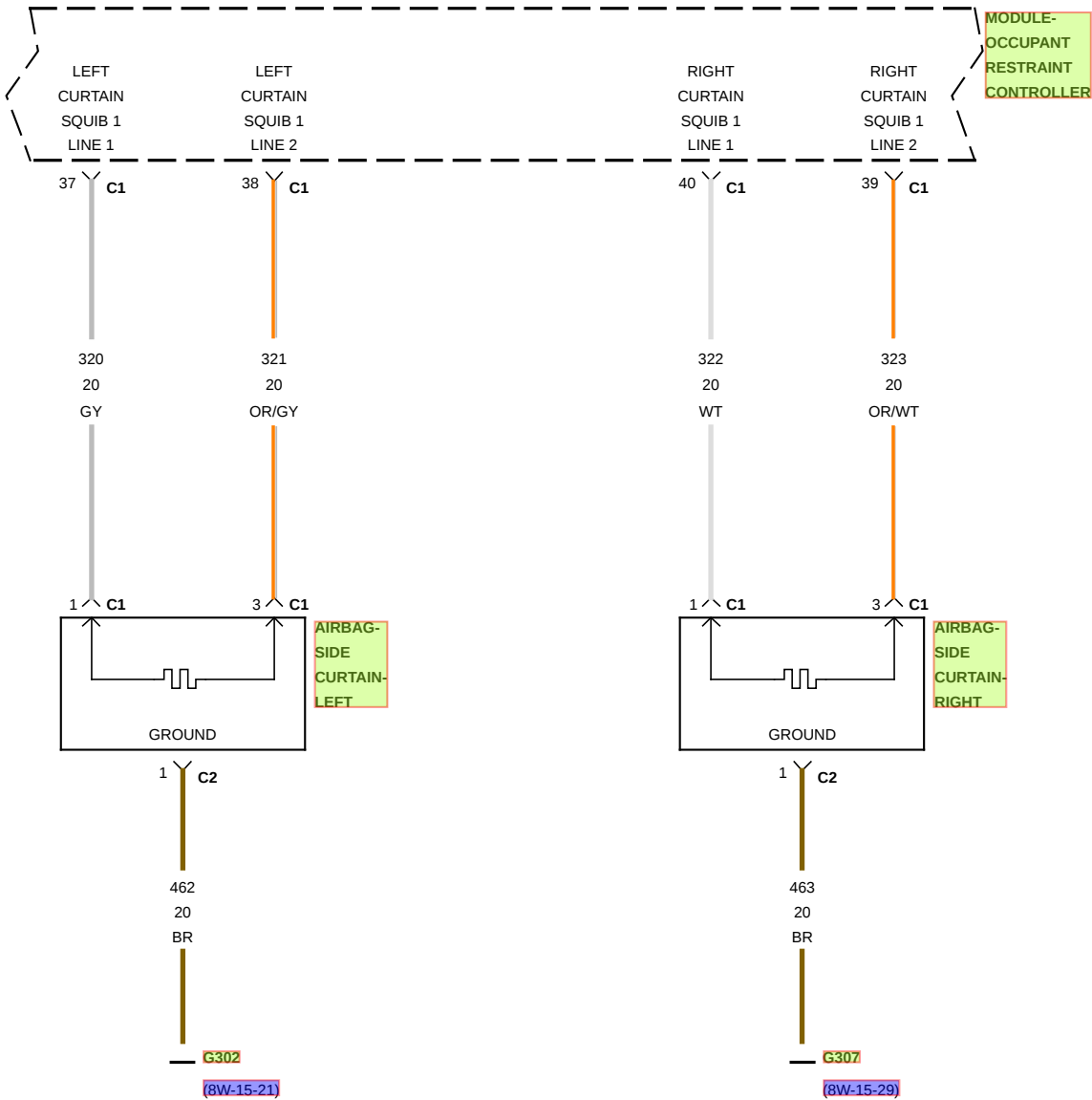
HIGHLINE

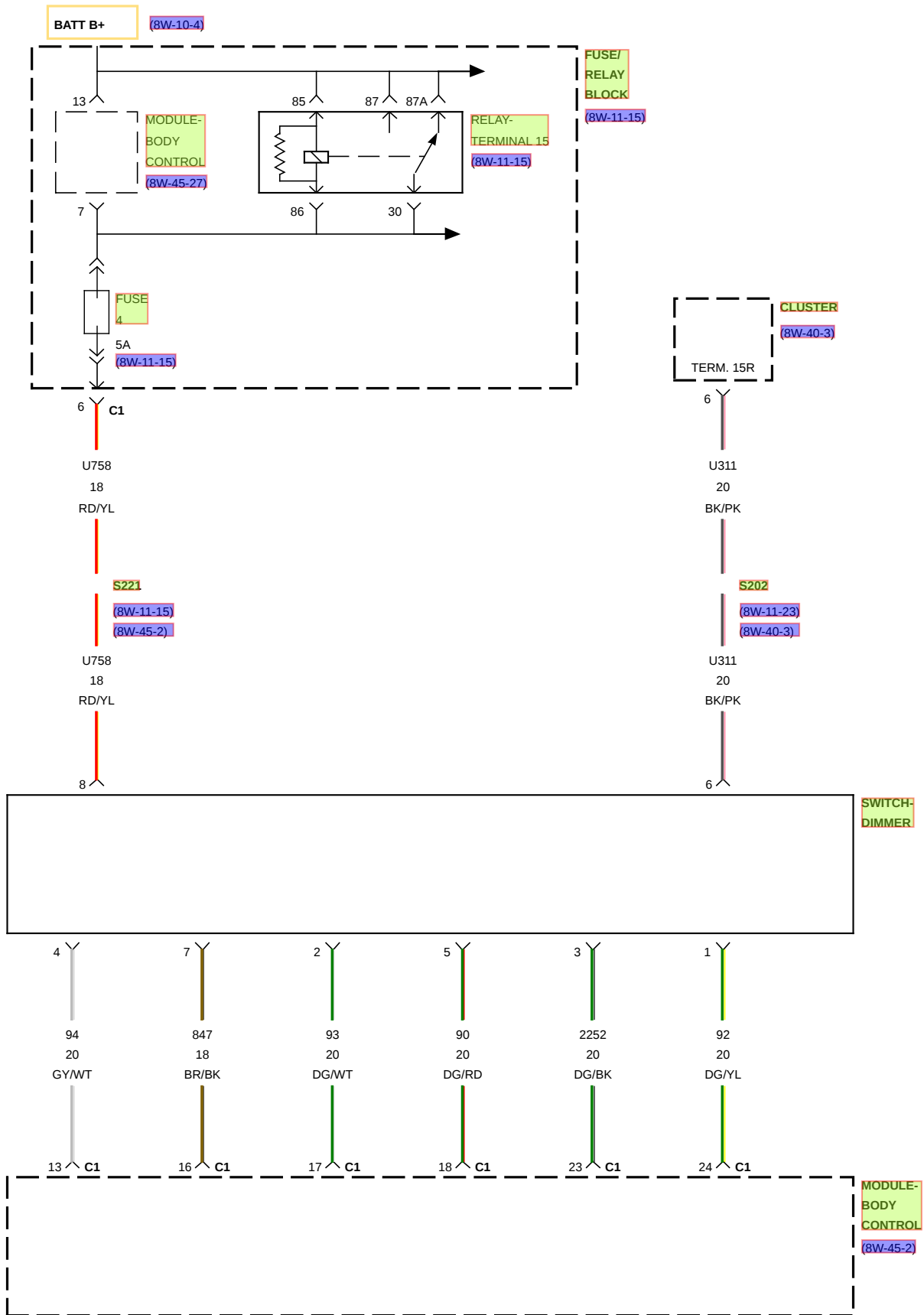


HIGHLINE

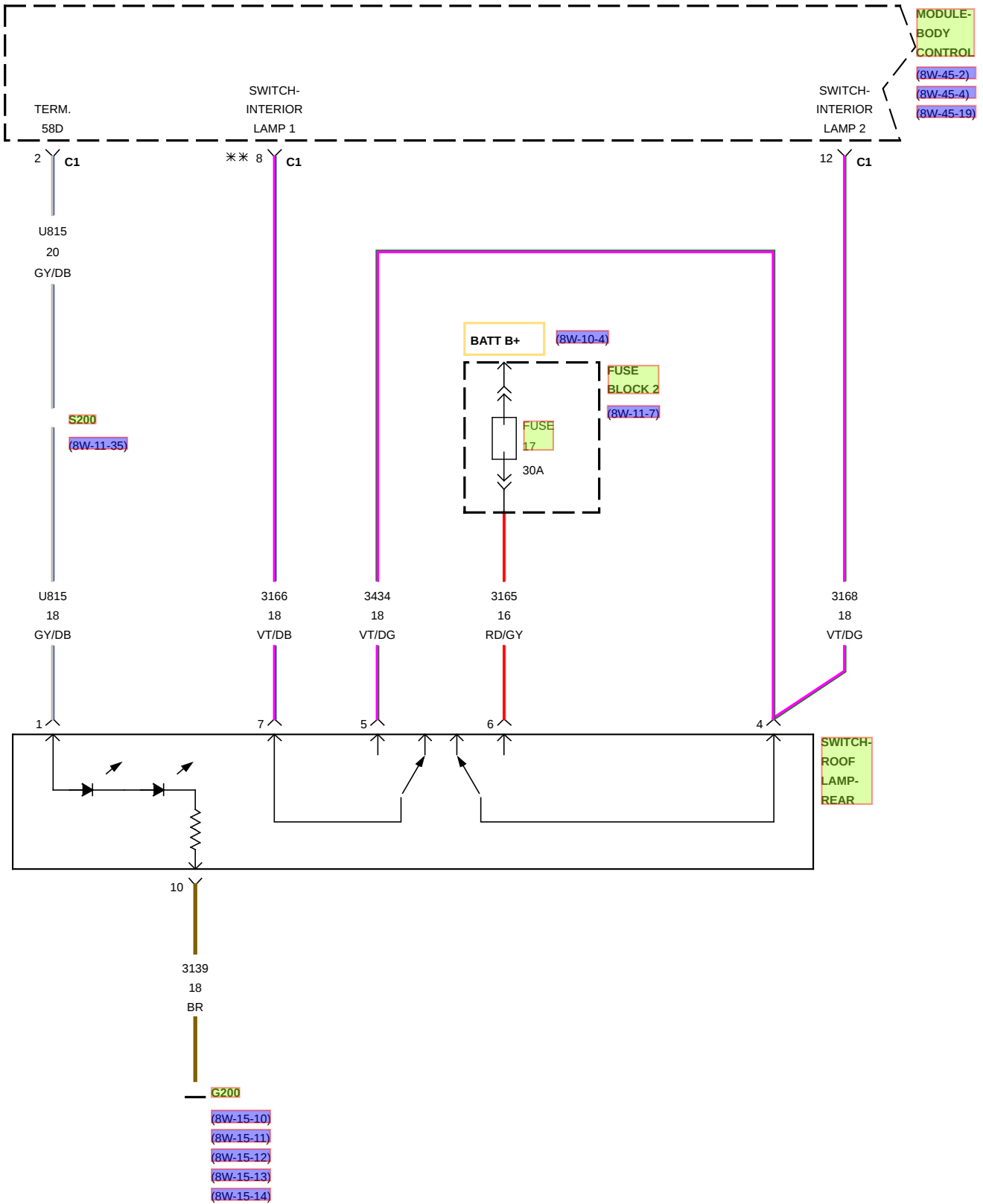


HIGHLINE



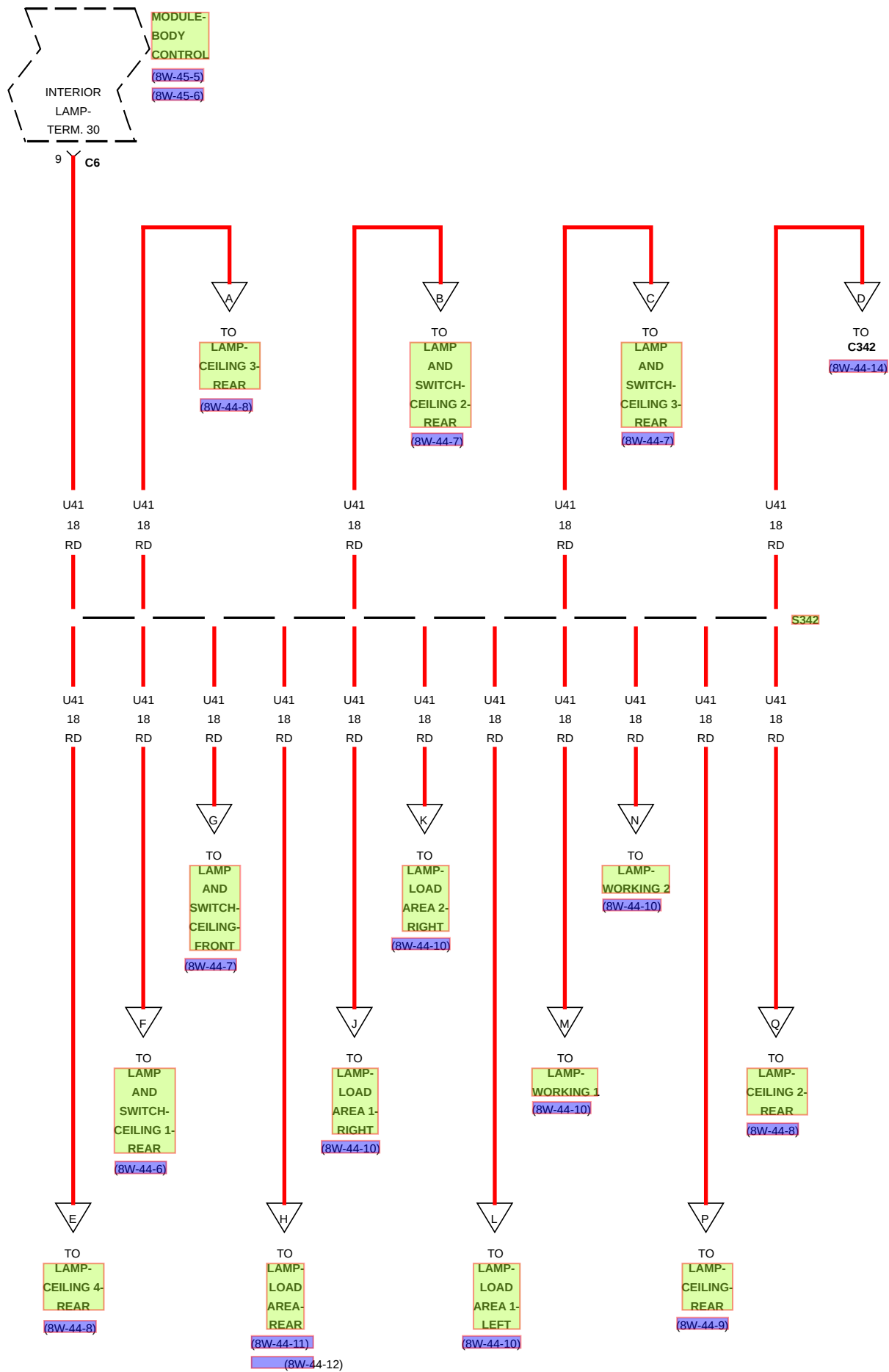




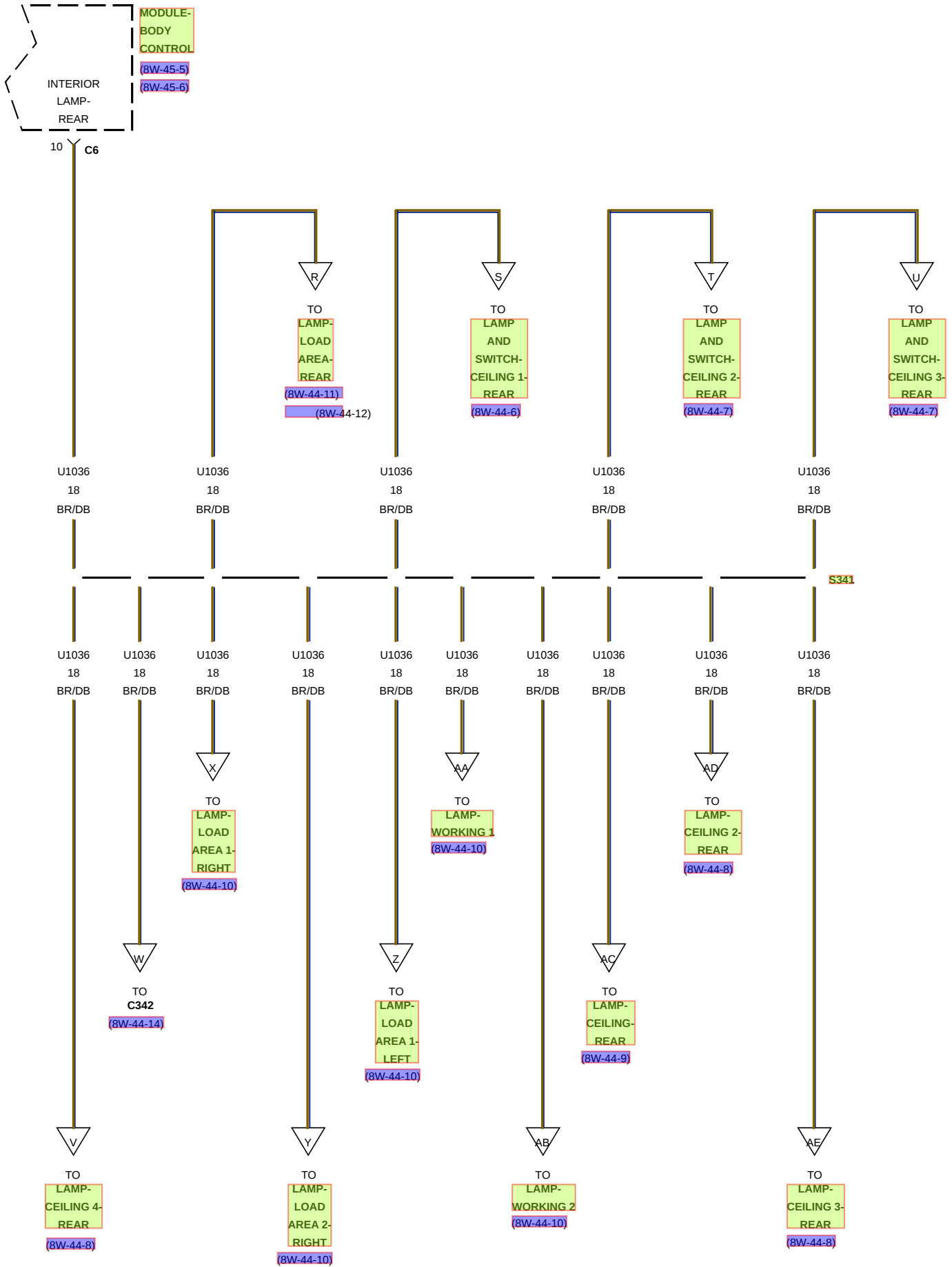


\*\* PREMIUM LIGHTING

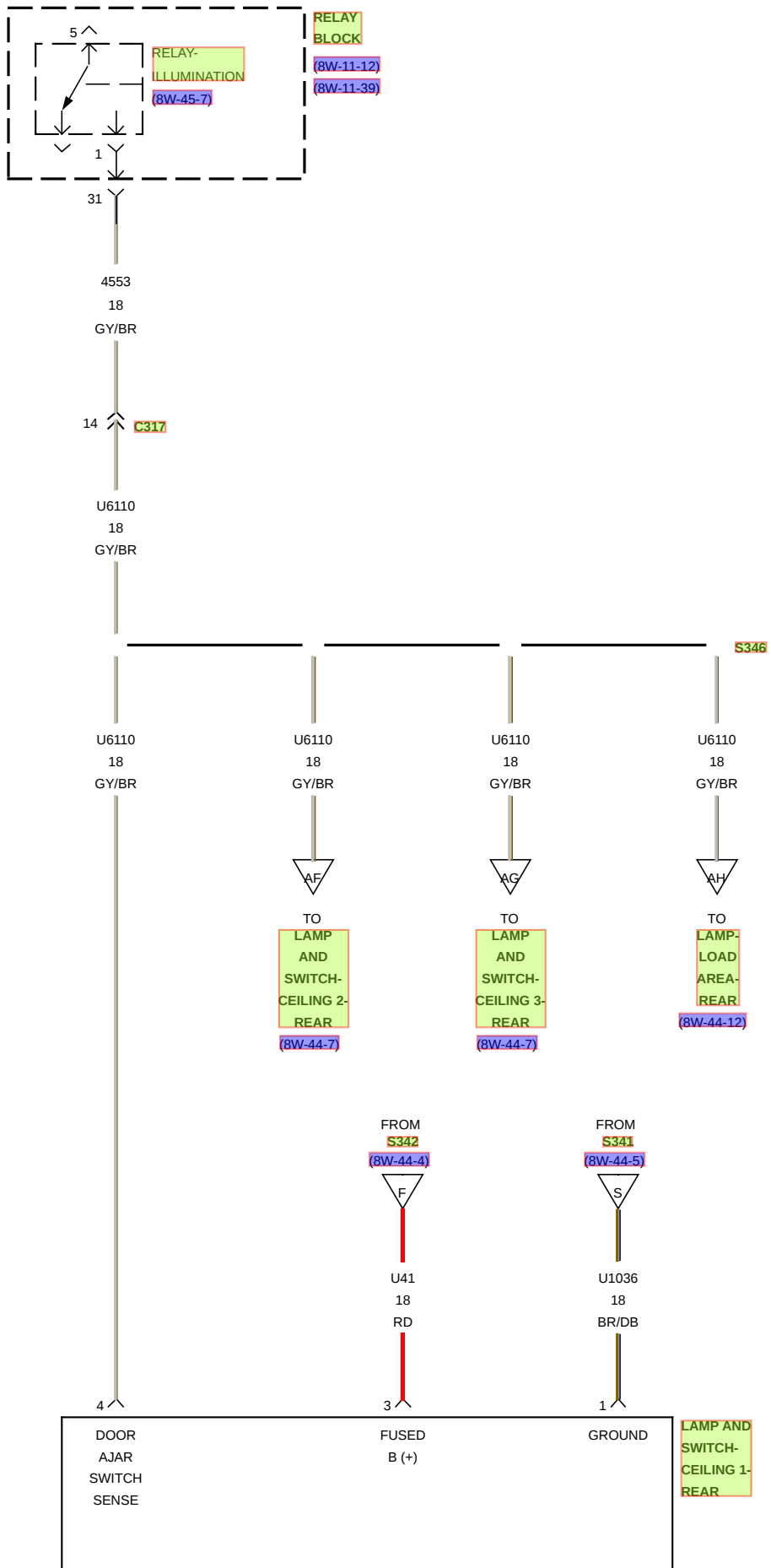
PREMIUM LIGHTING



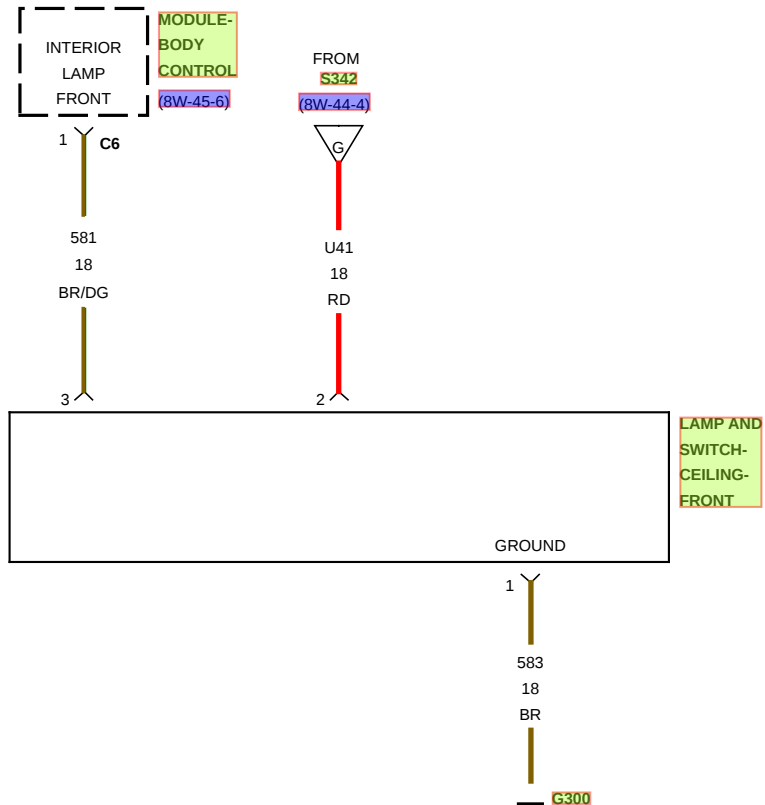
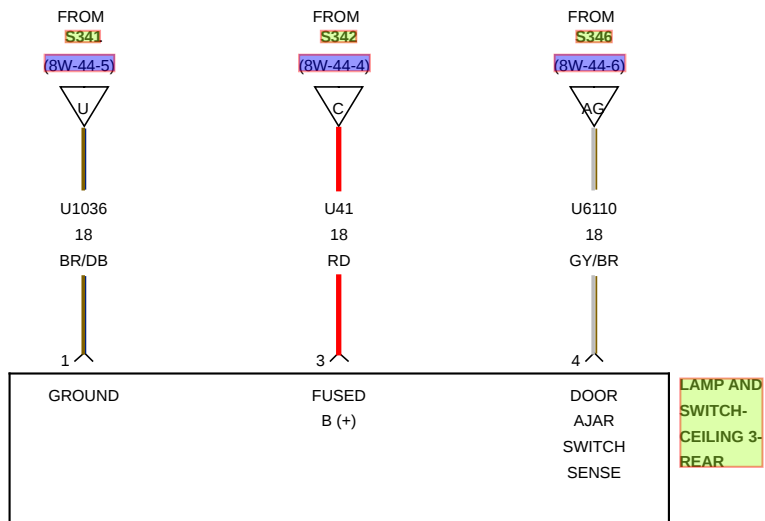
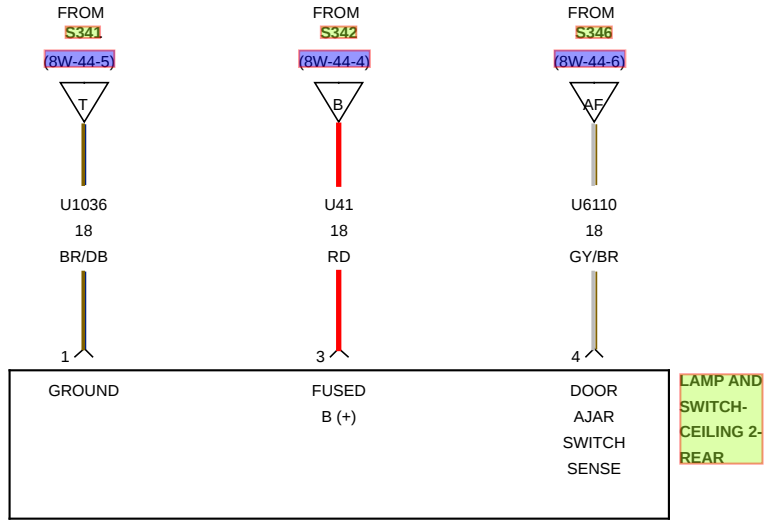
PREMIUM LIGHTING



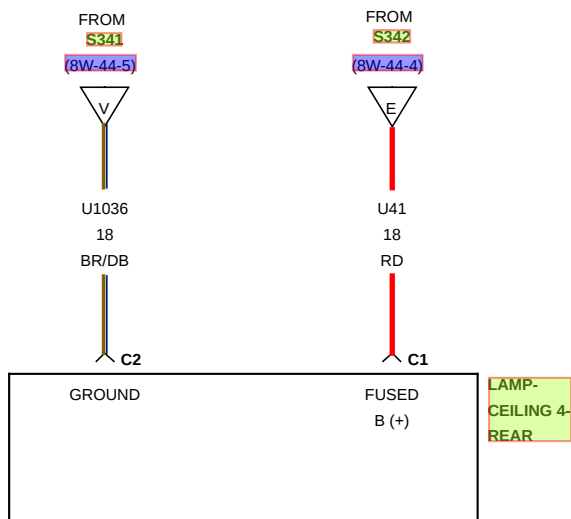
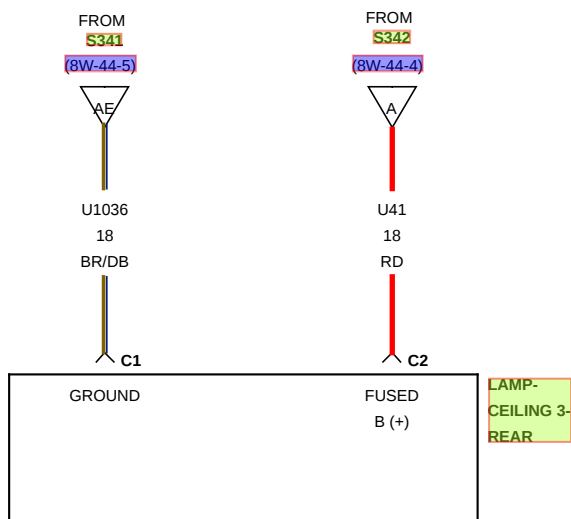
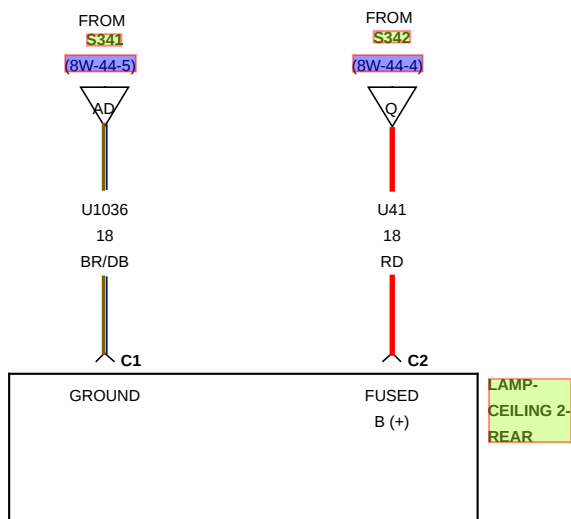
PREMIUM LIGHTING



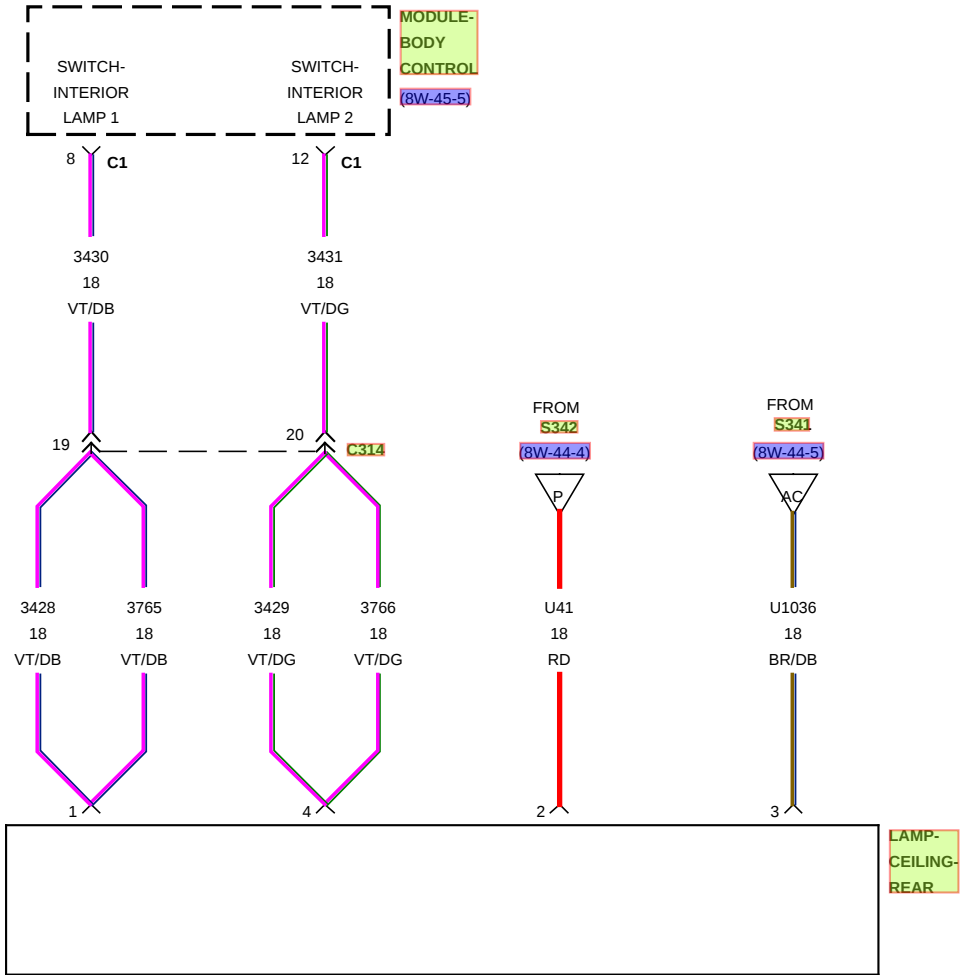
PREMIUM LIGHTING

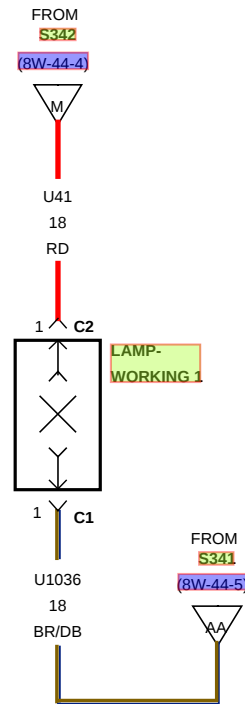
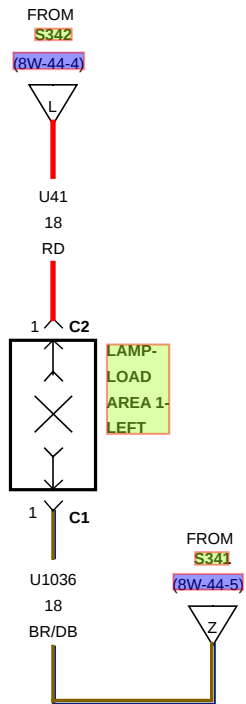
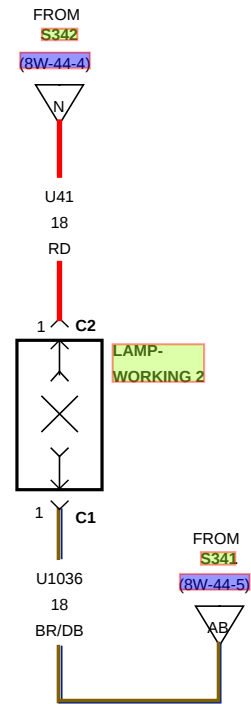
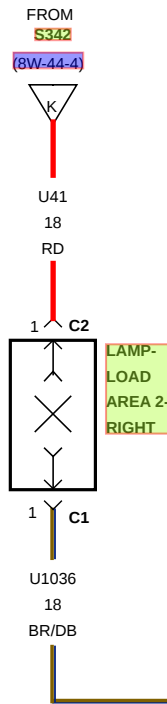
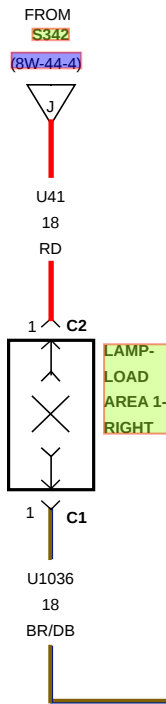


PREMIUM LIGHTING



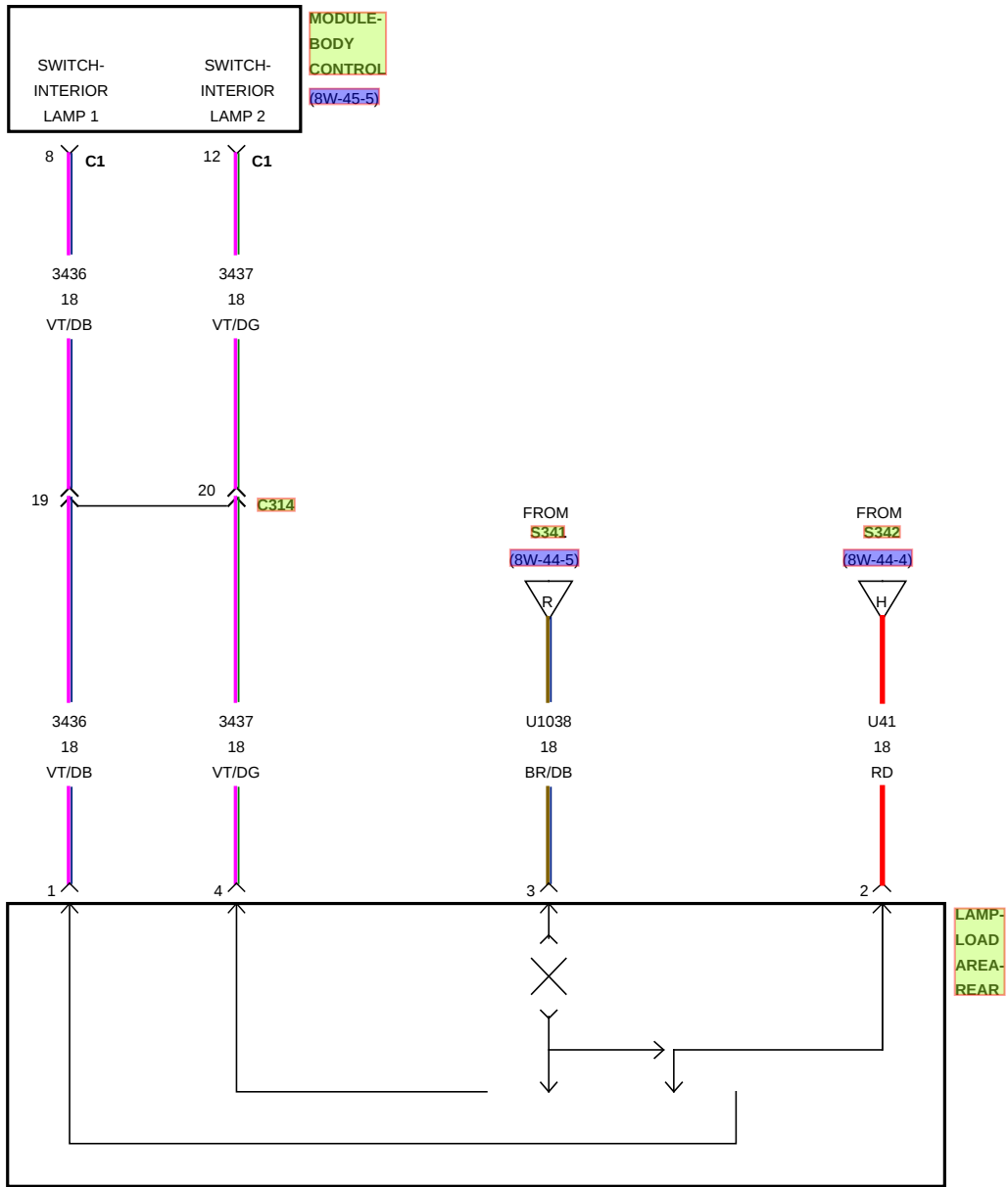
PREMIUM LIGHTING

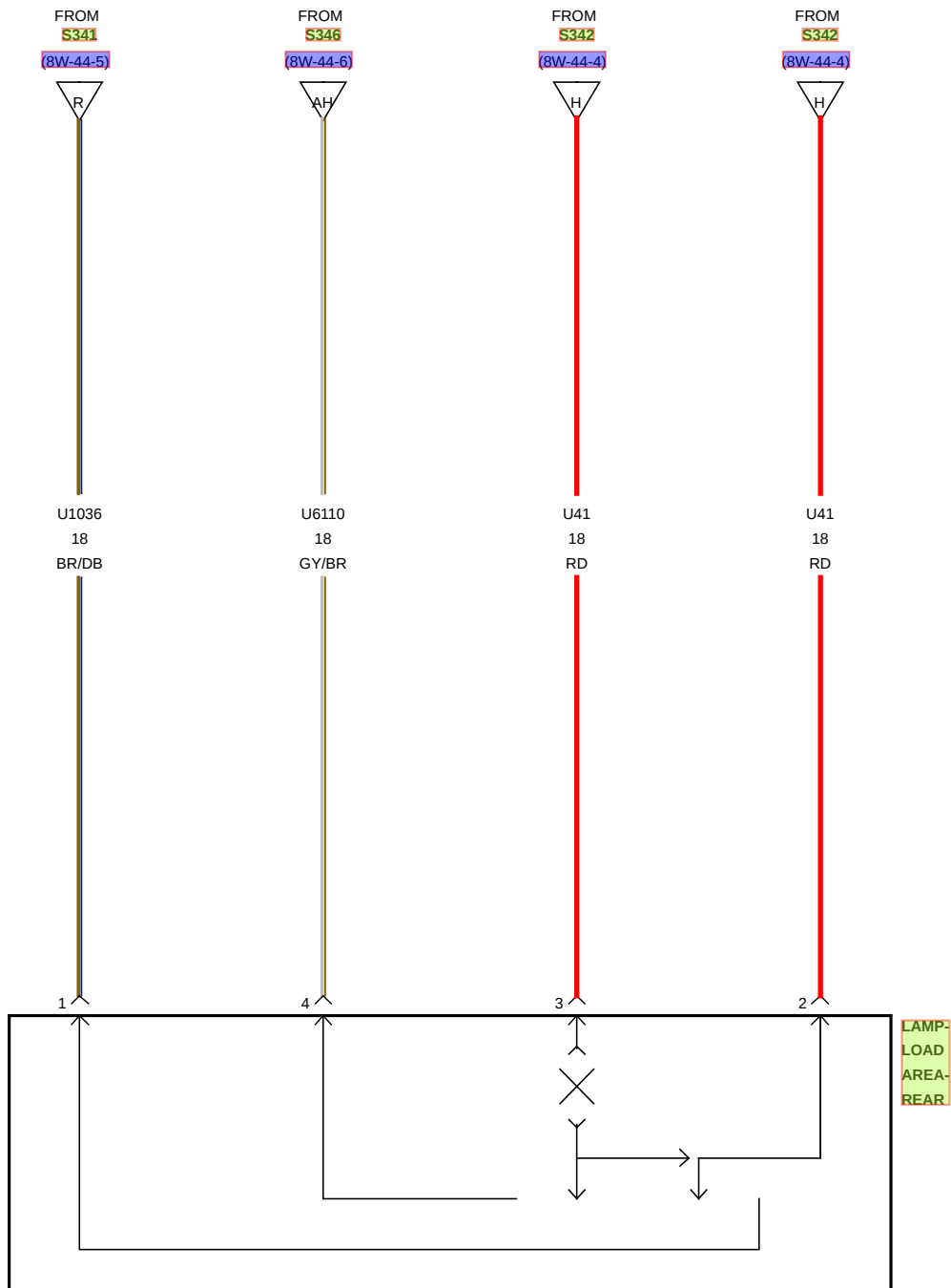


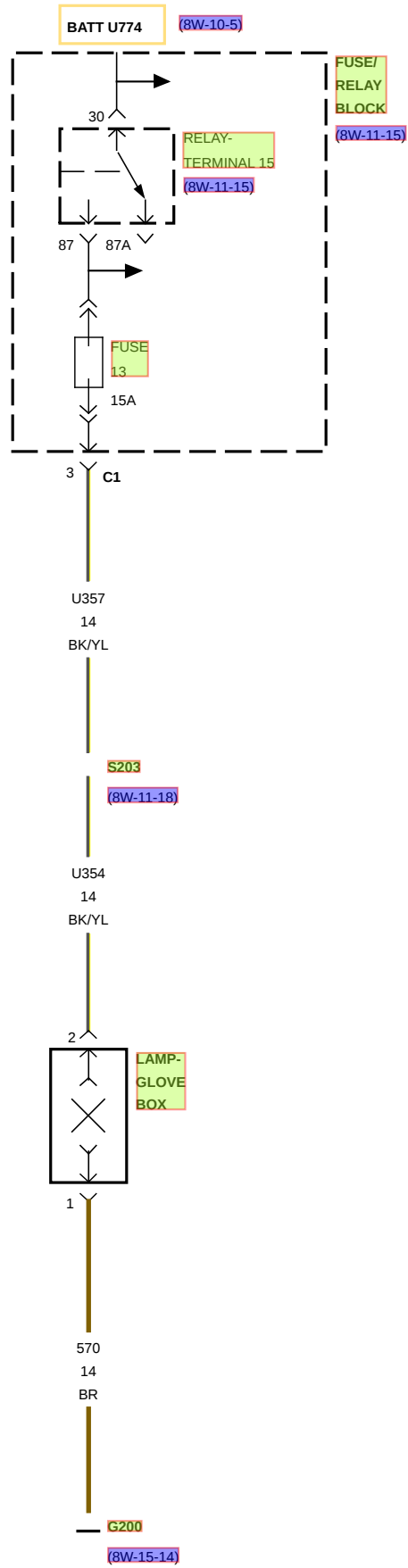


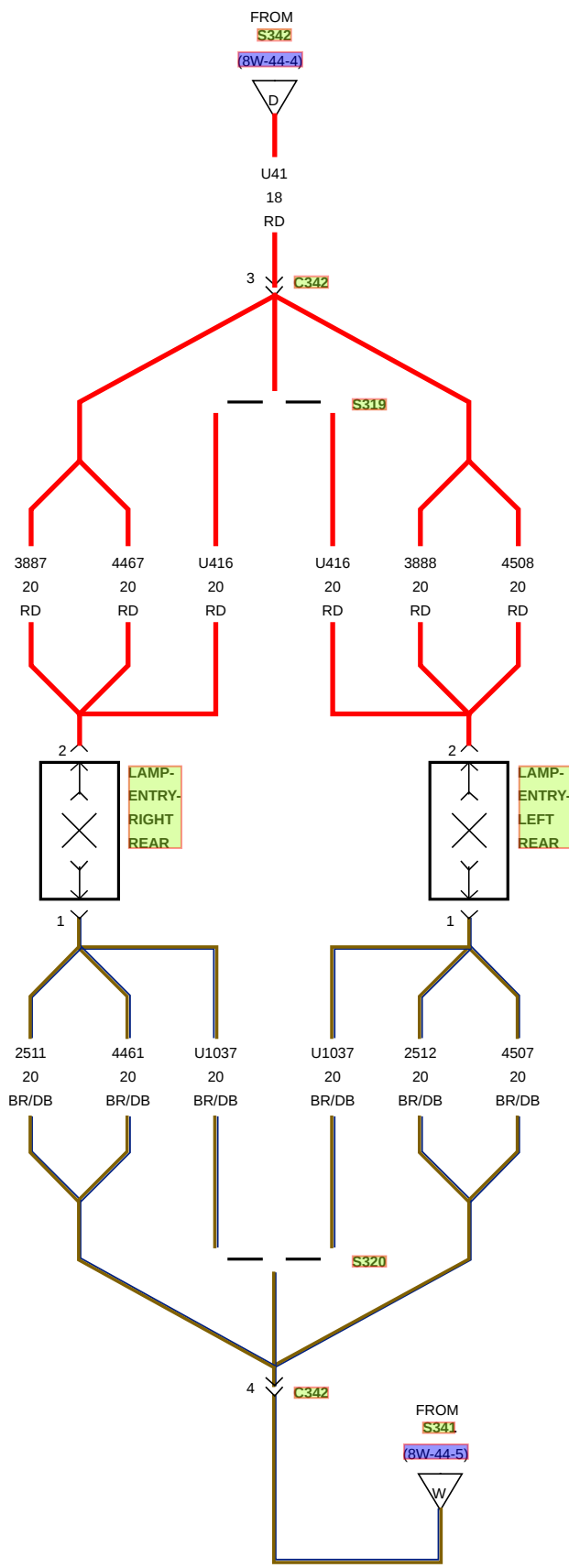


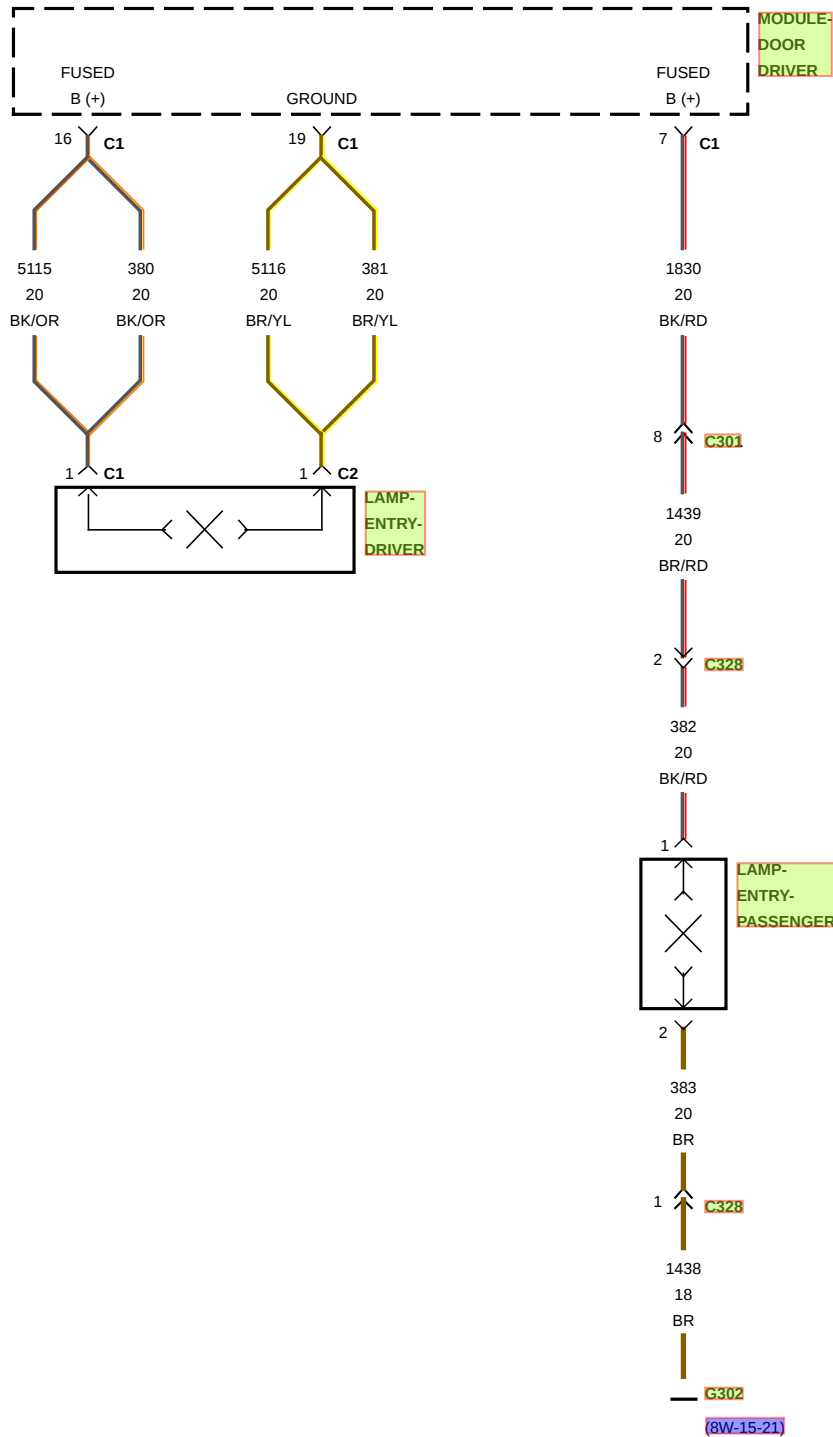
BASE LIGHTING

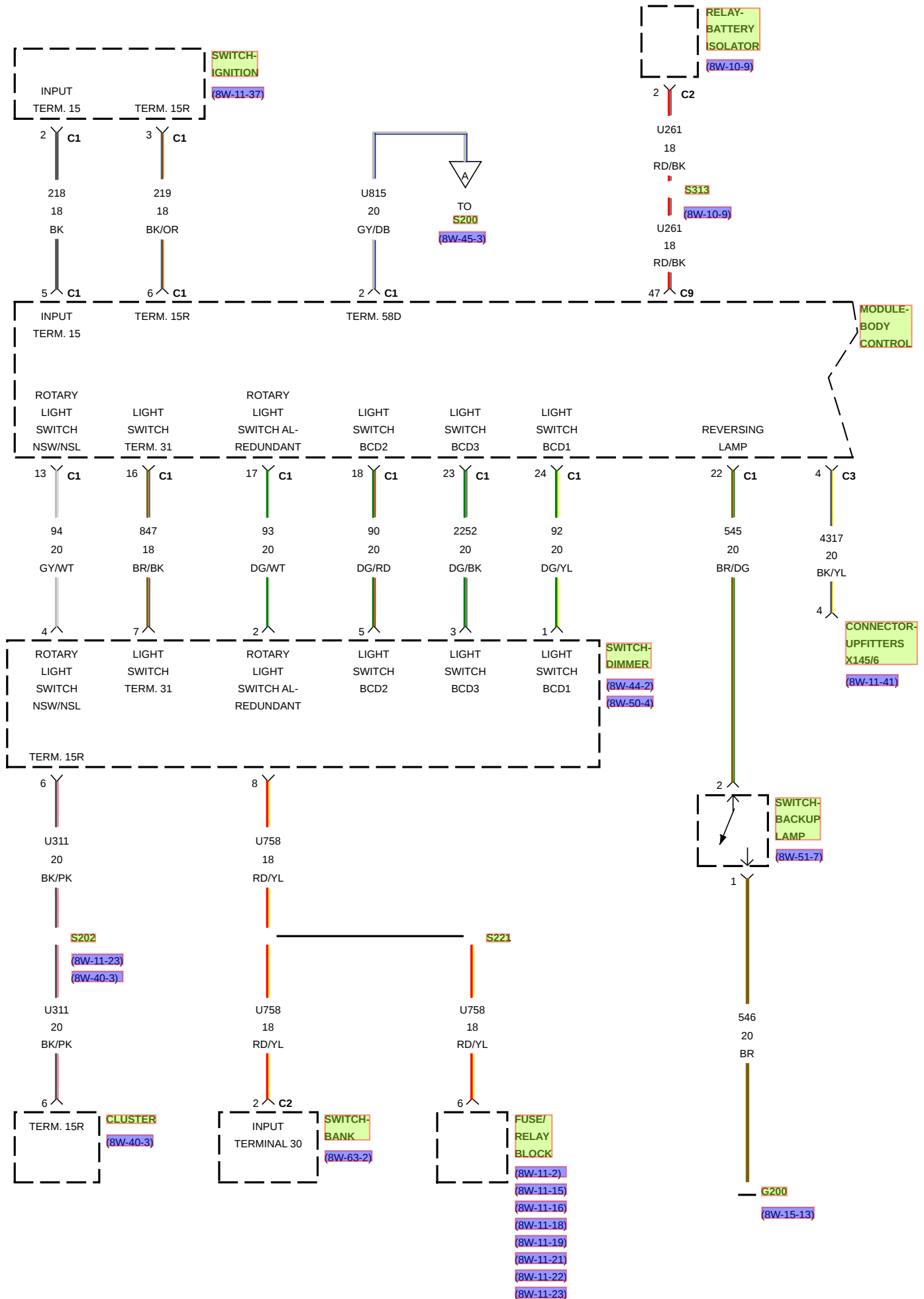


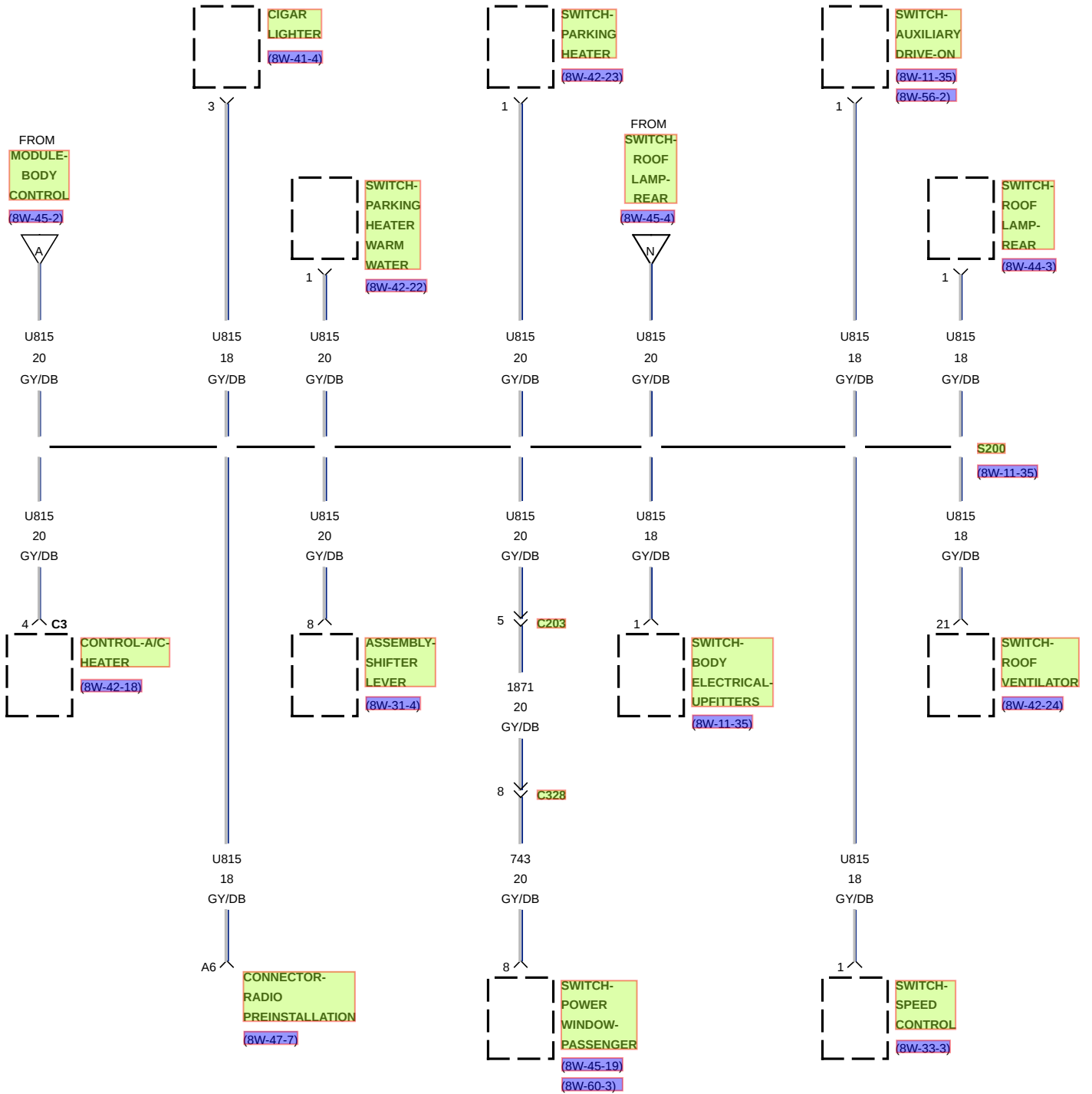


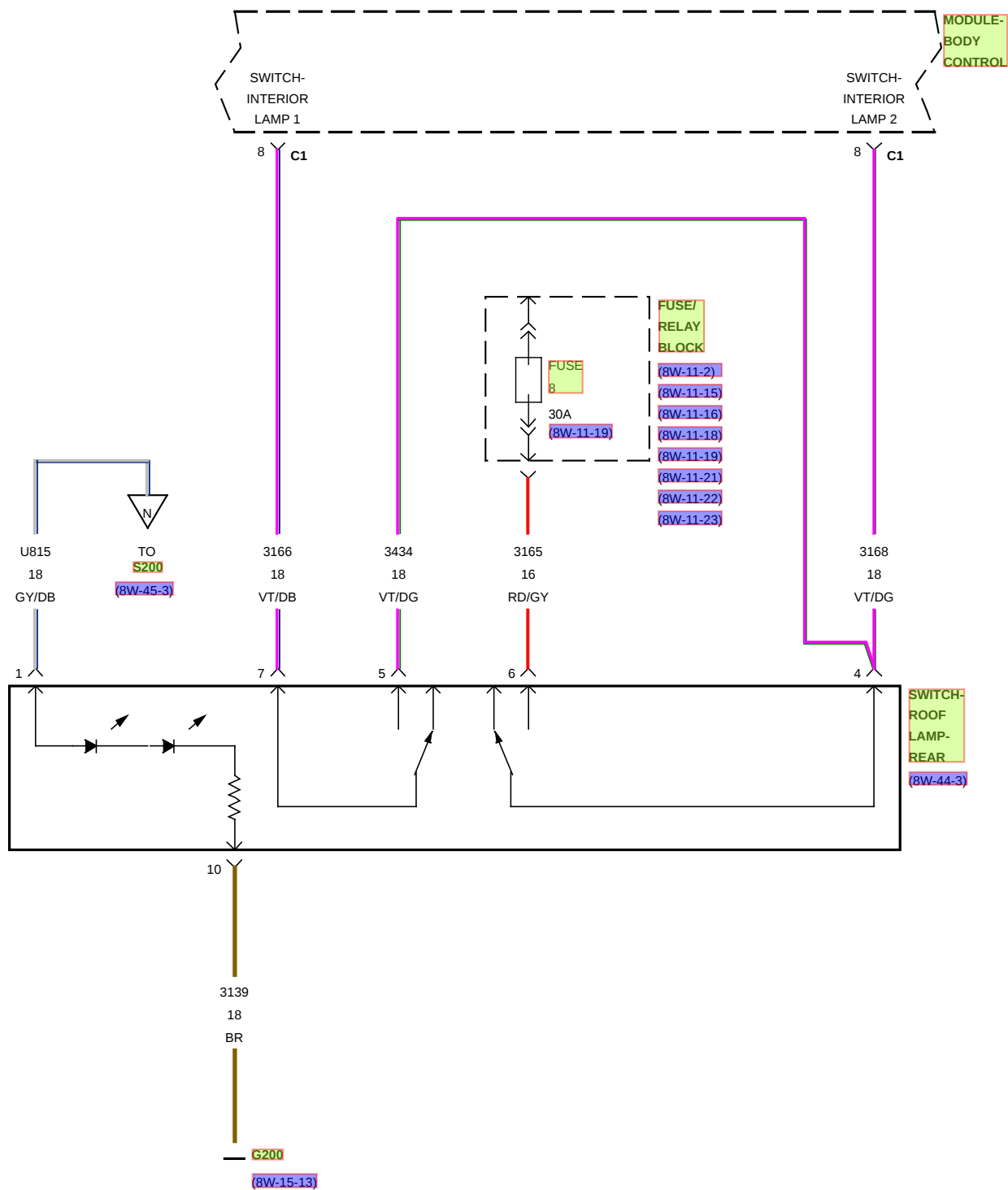




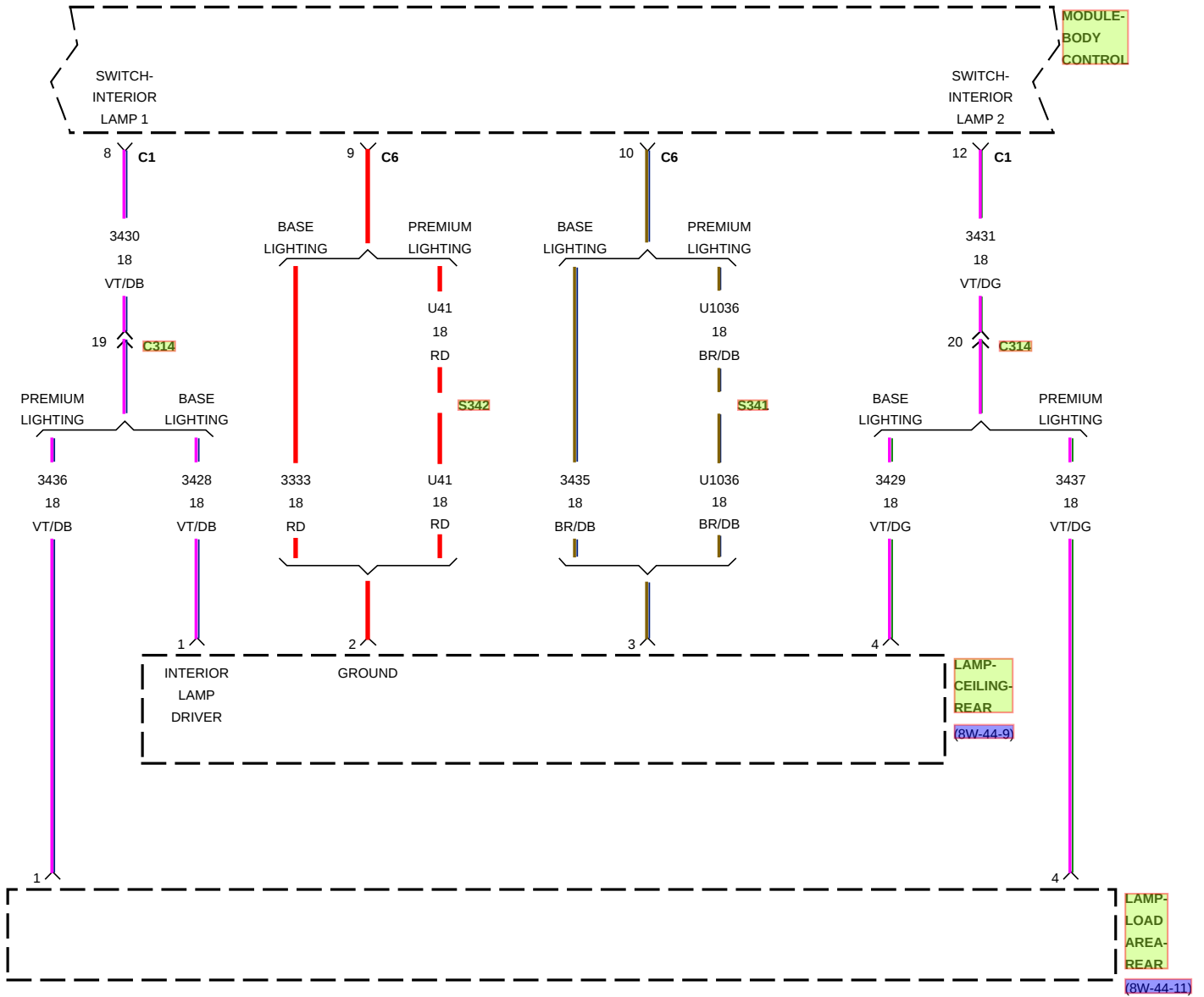


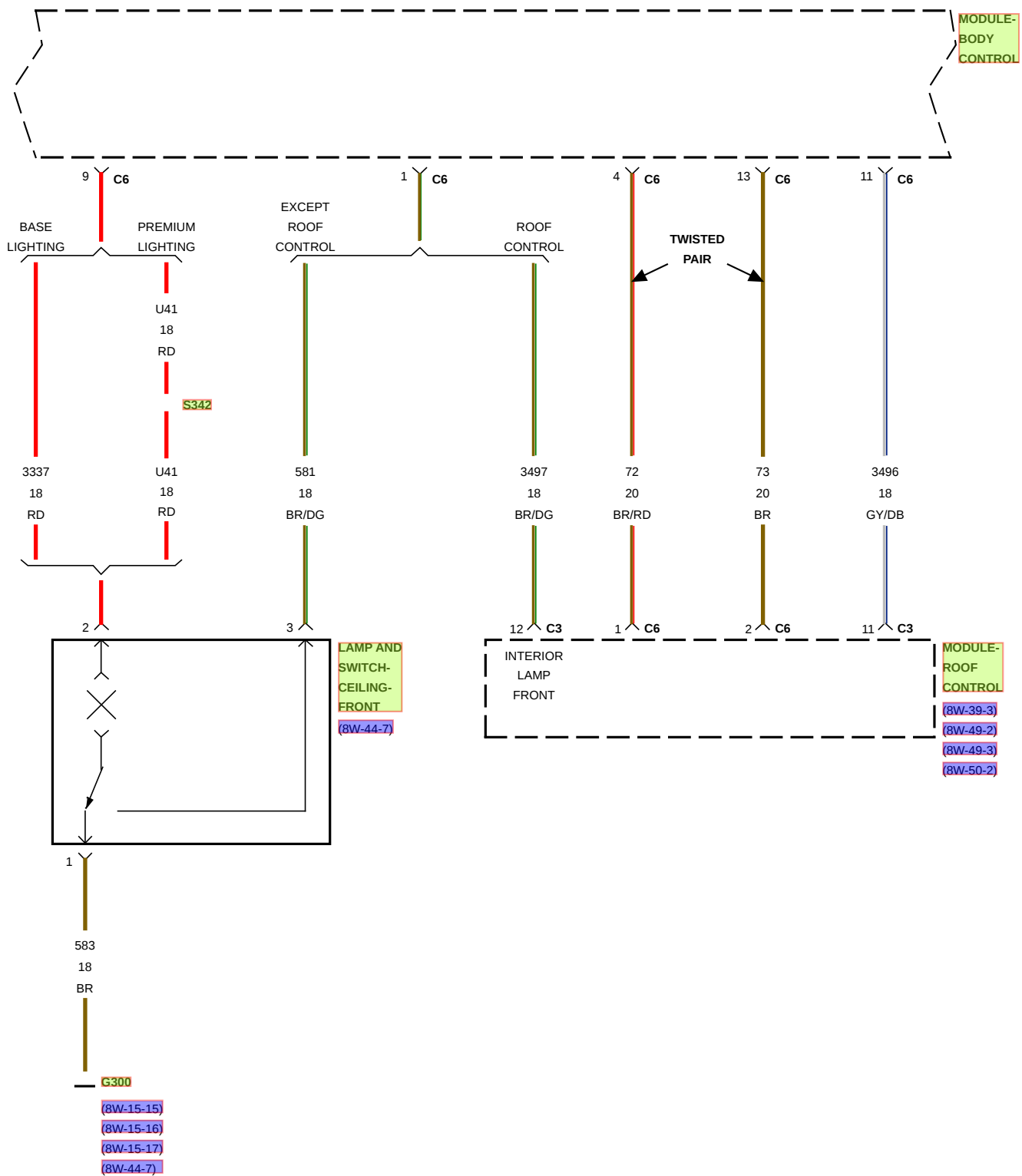


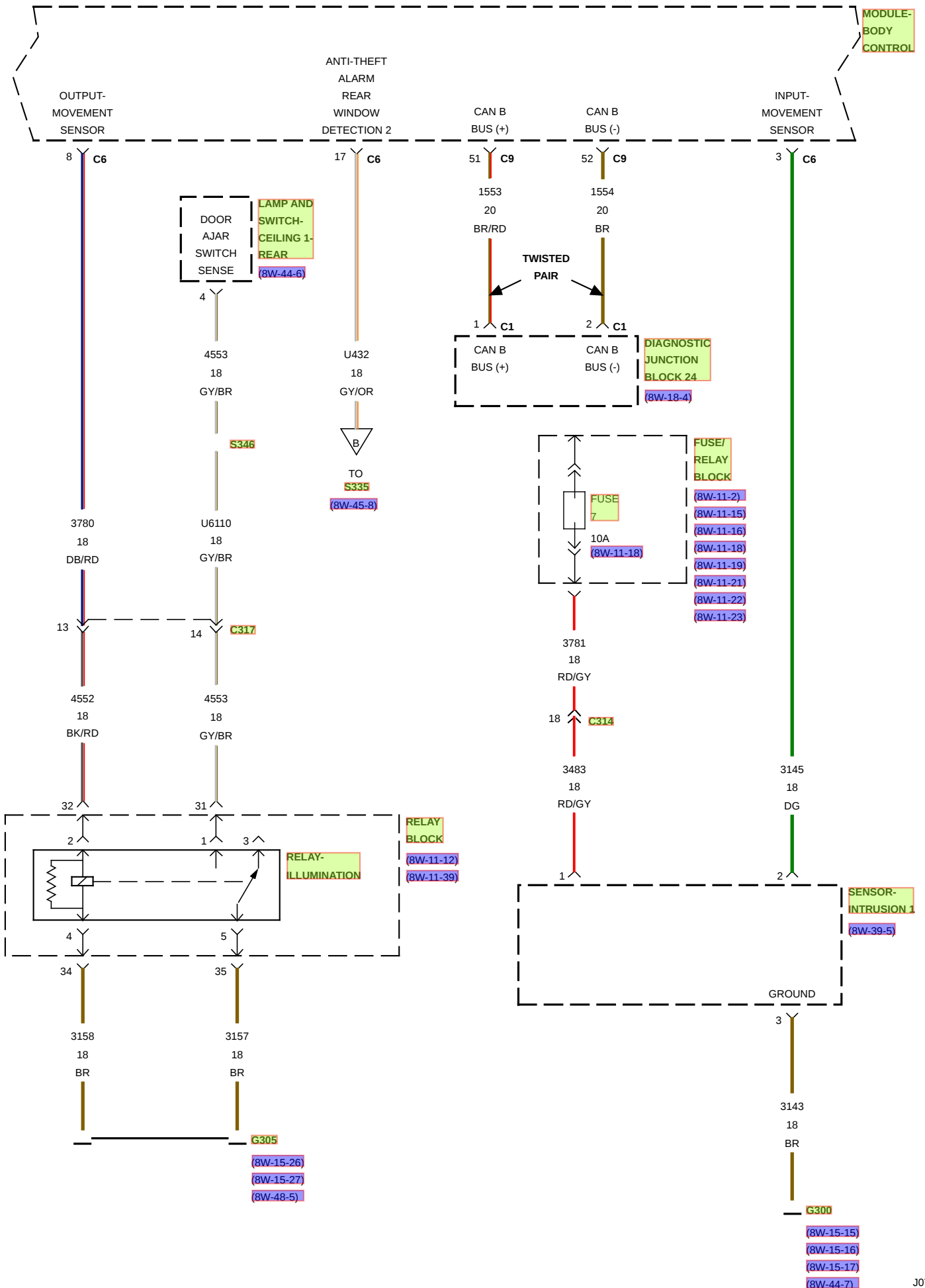


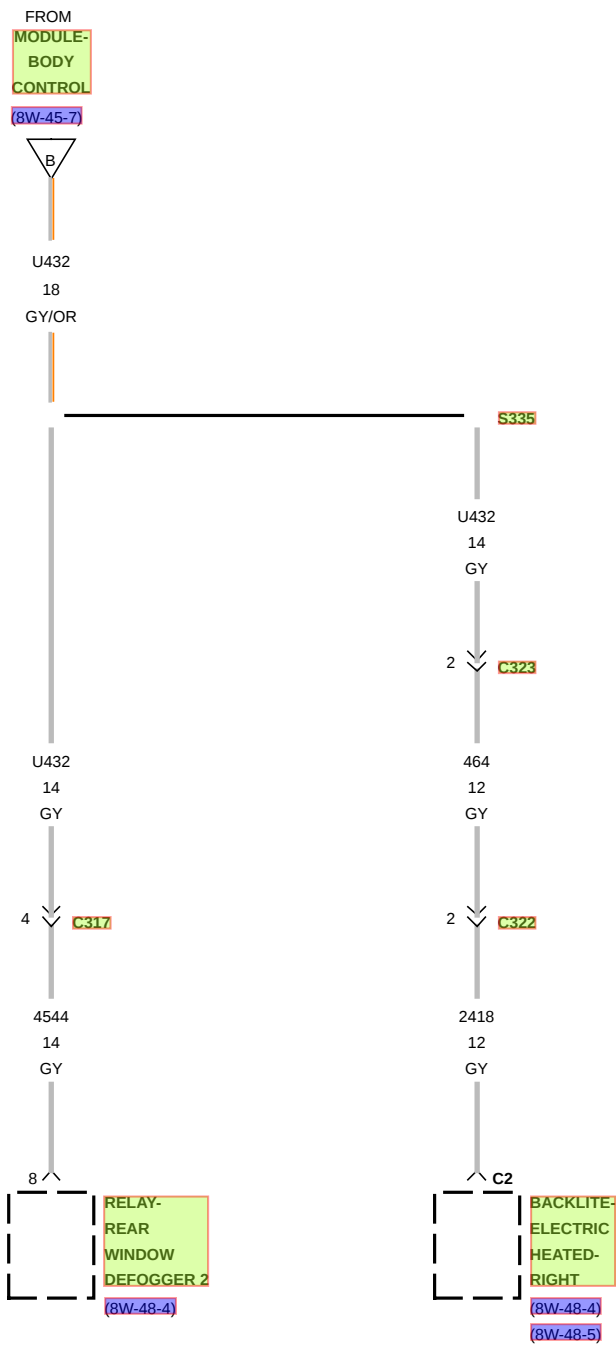


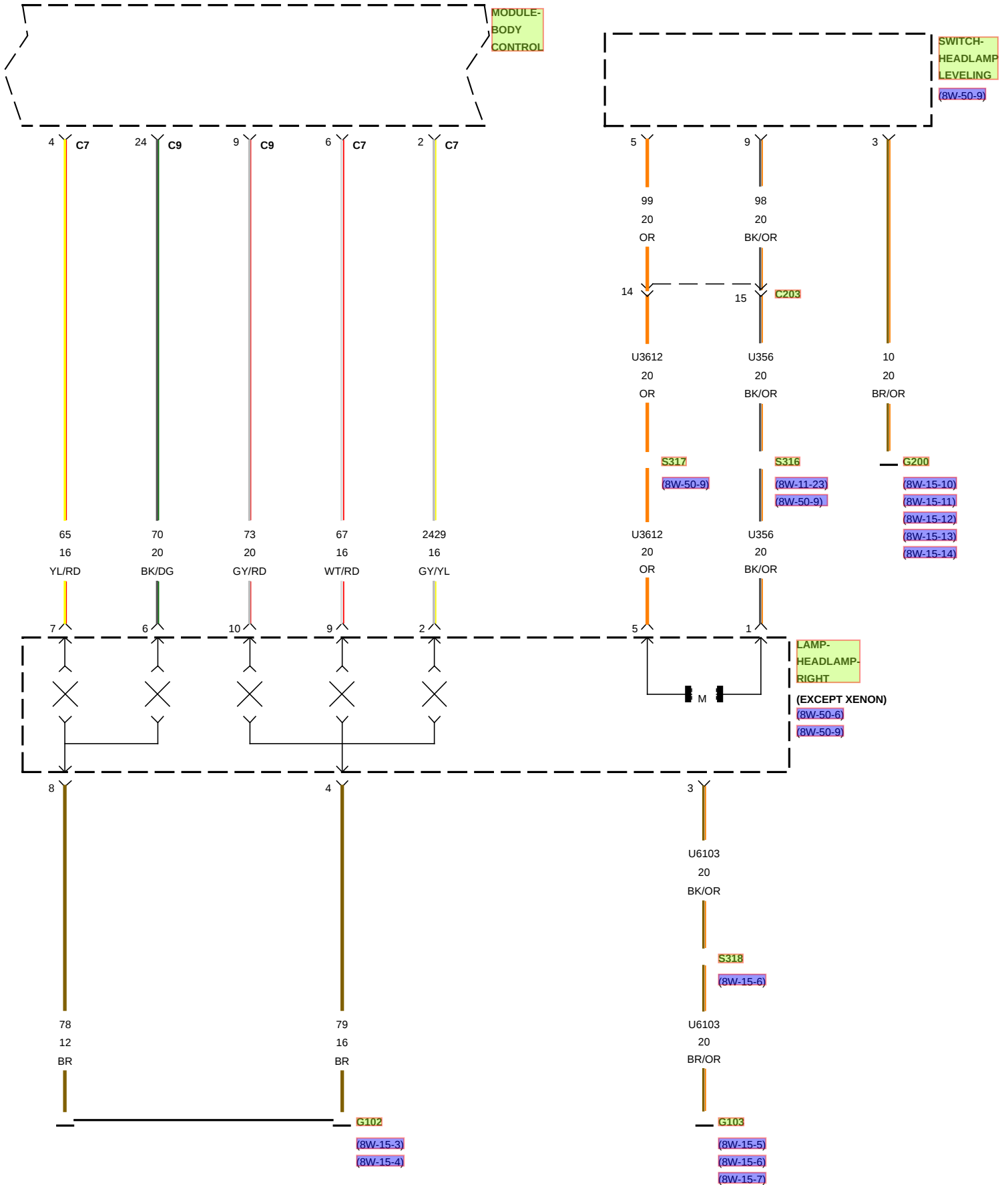


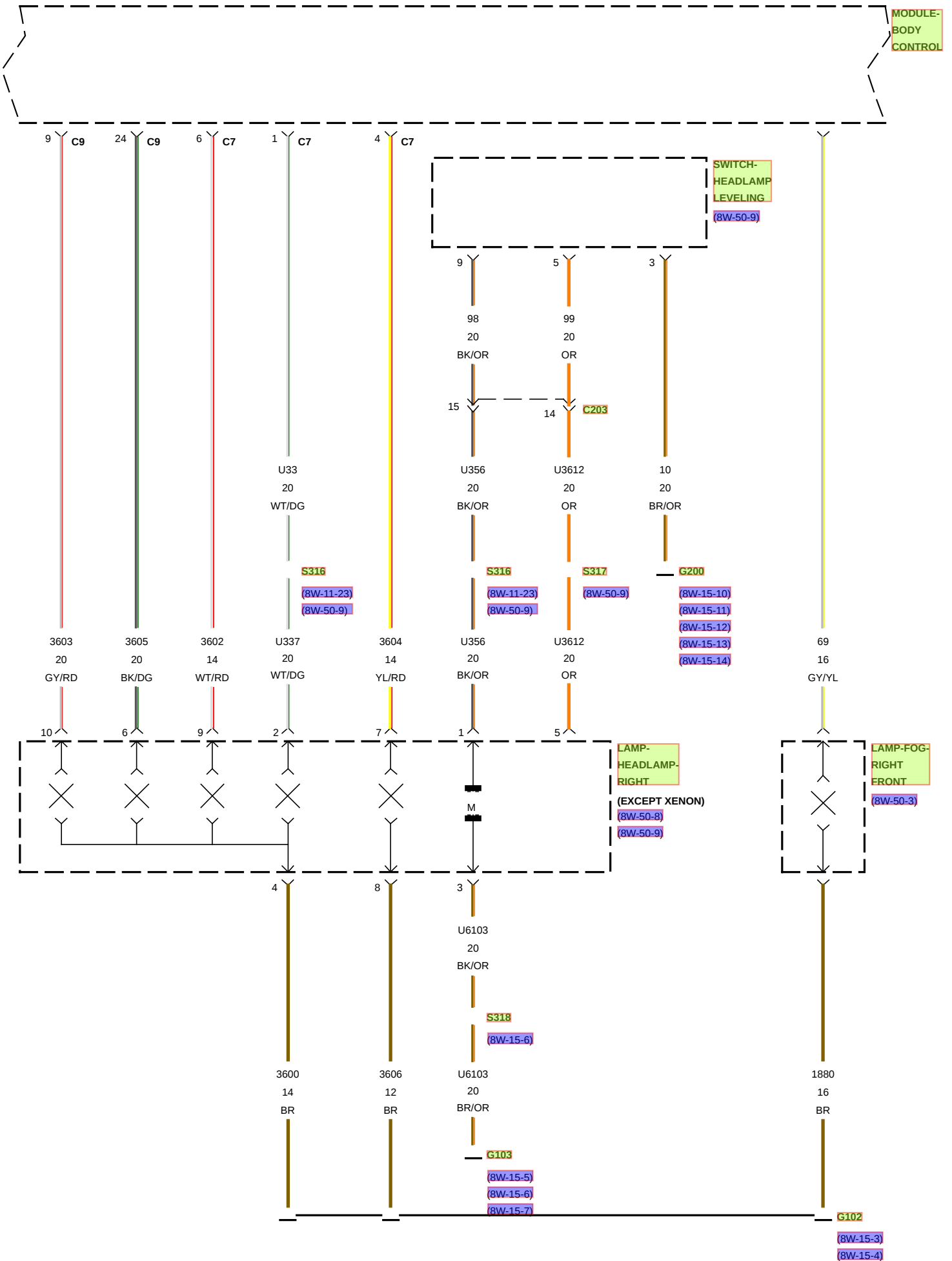


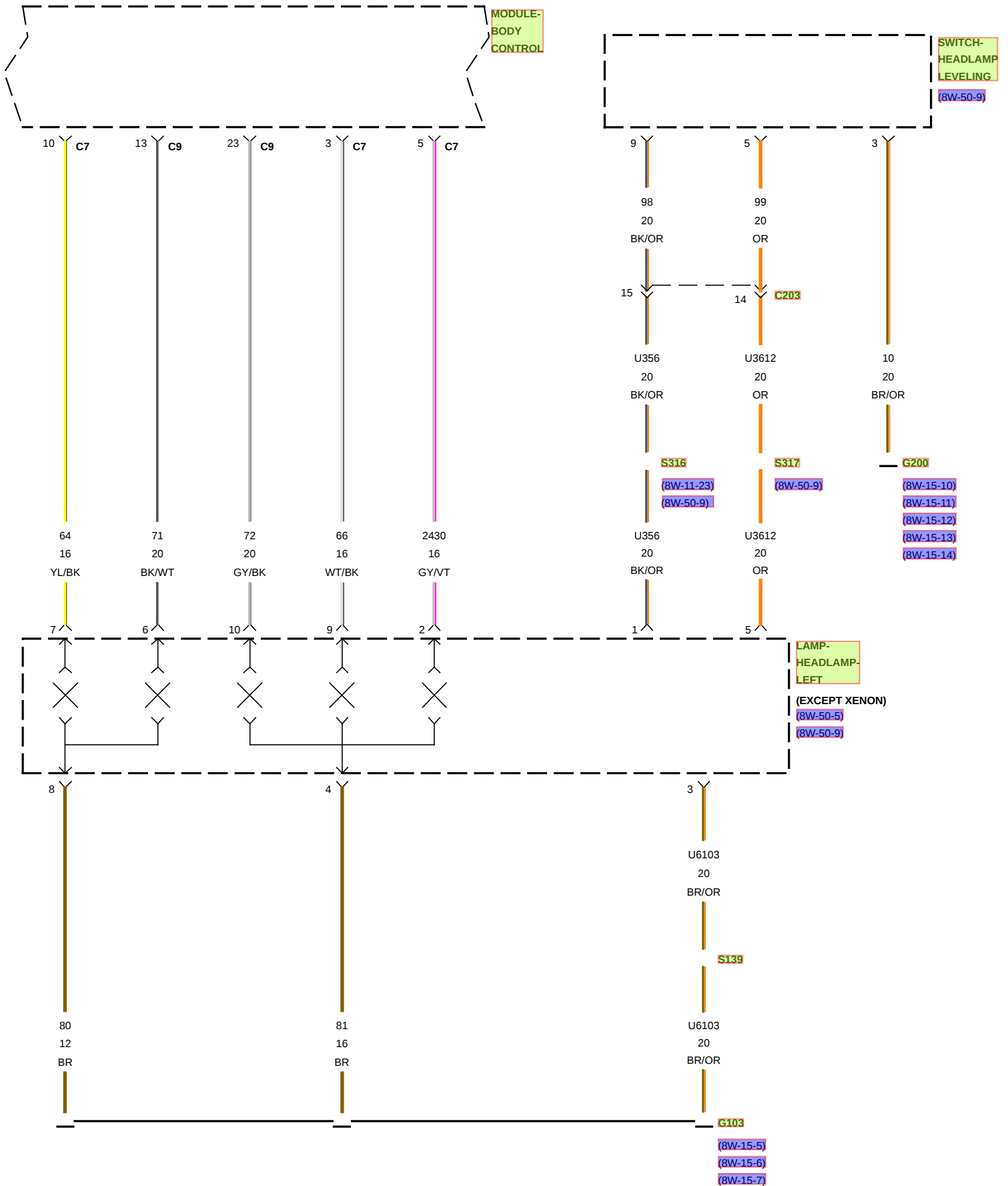


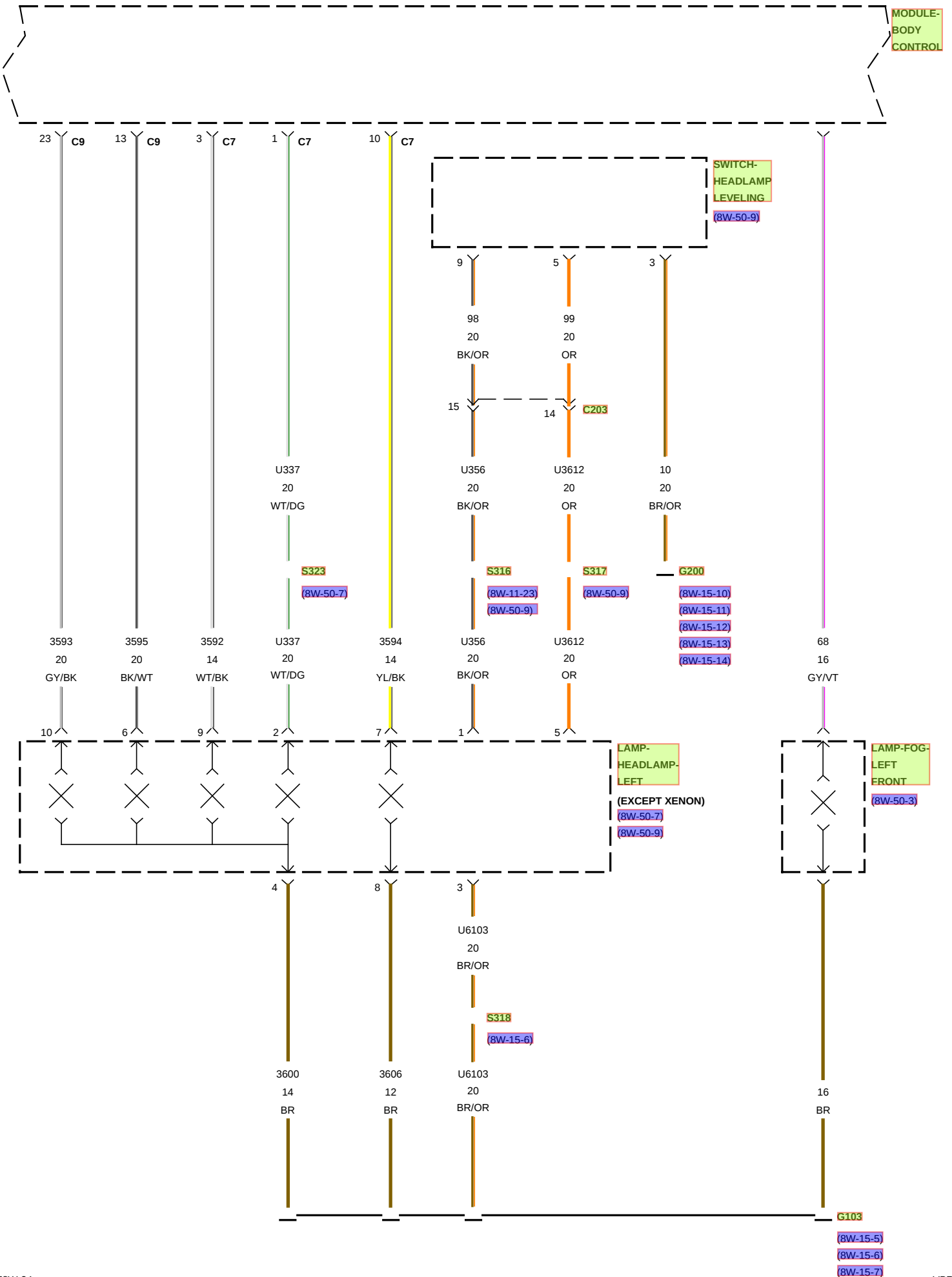




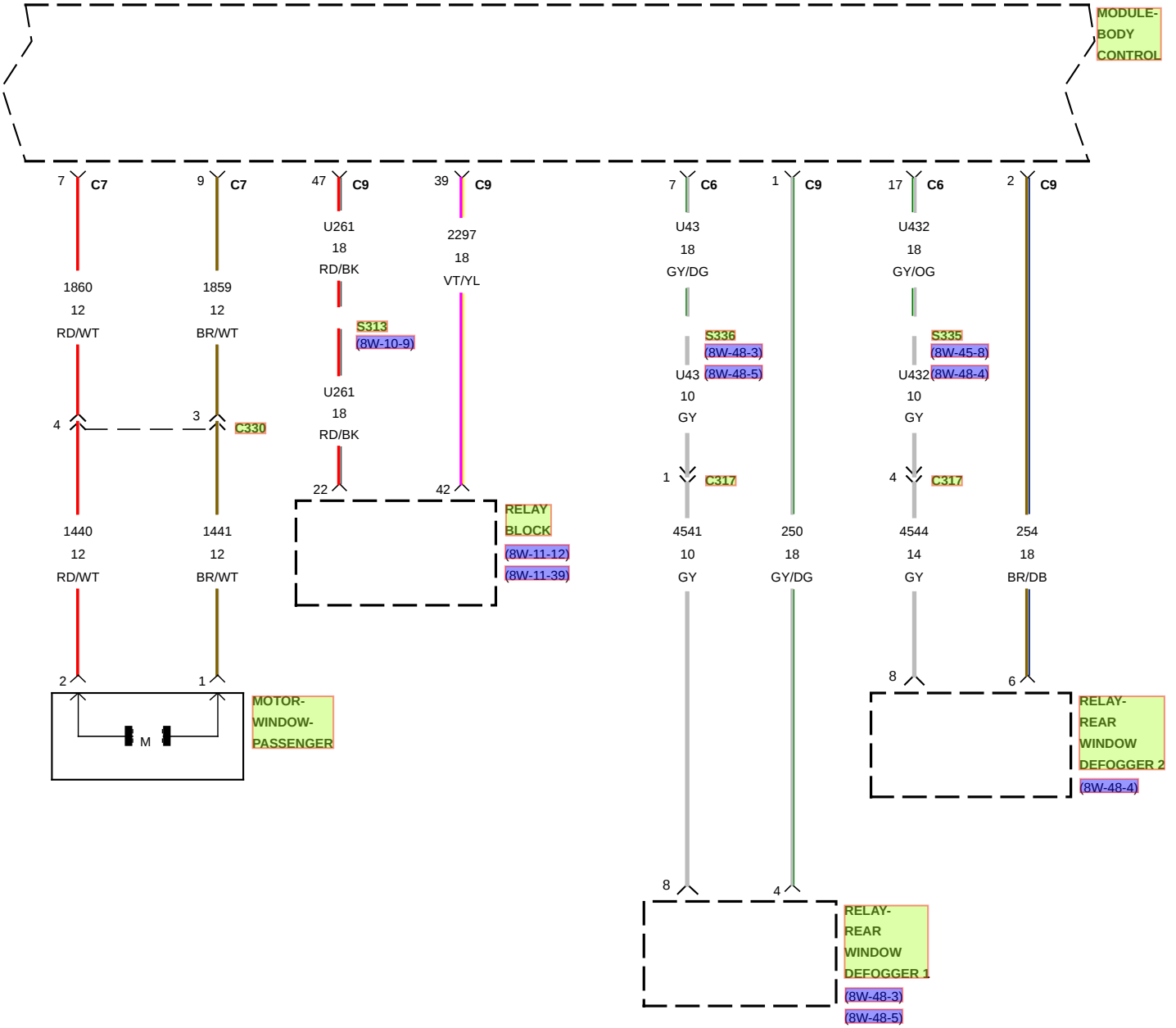


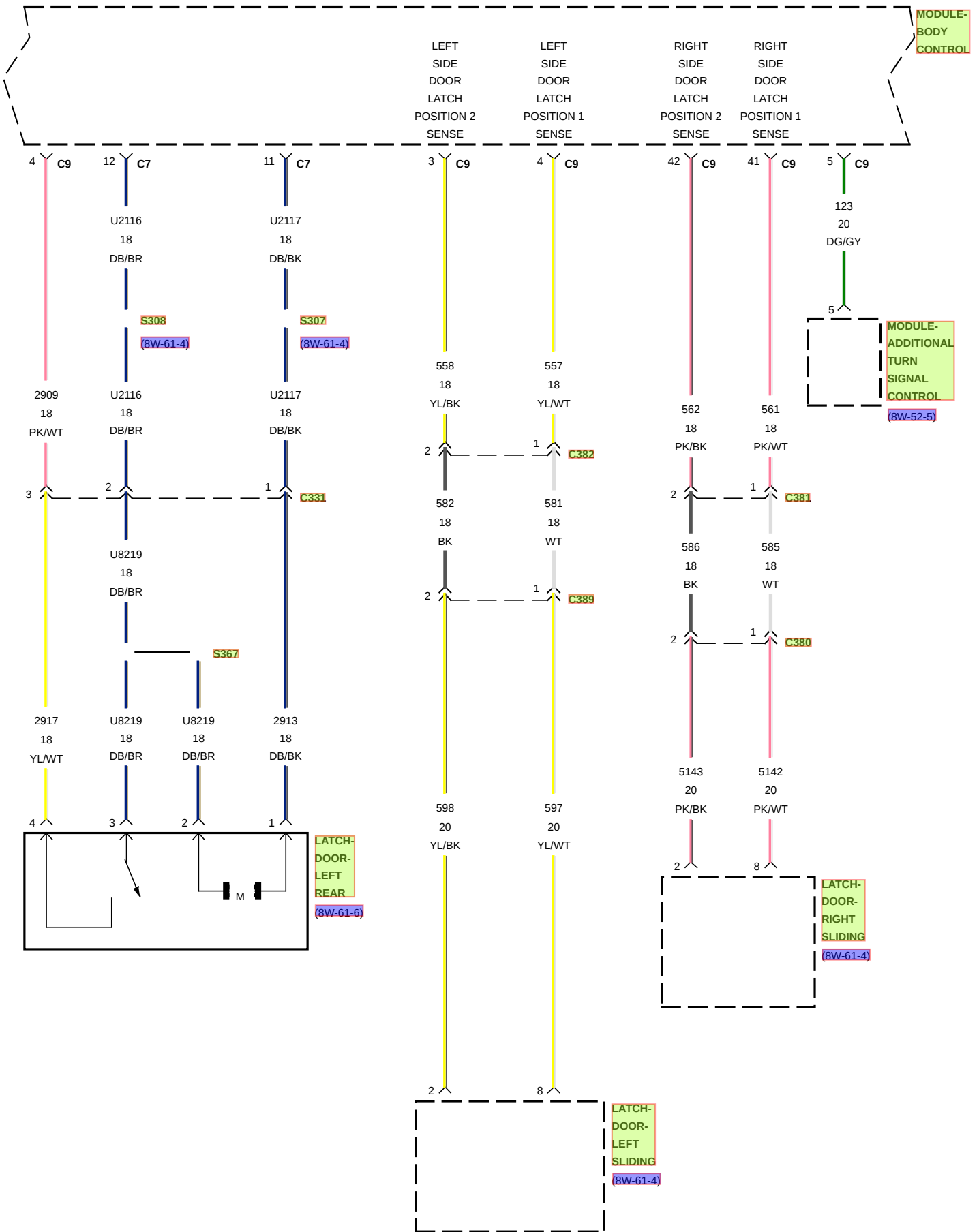


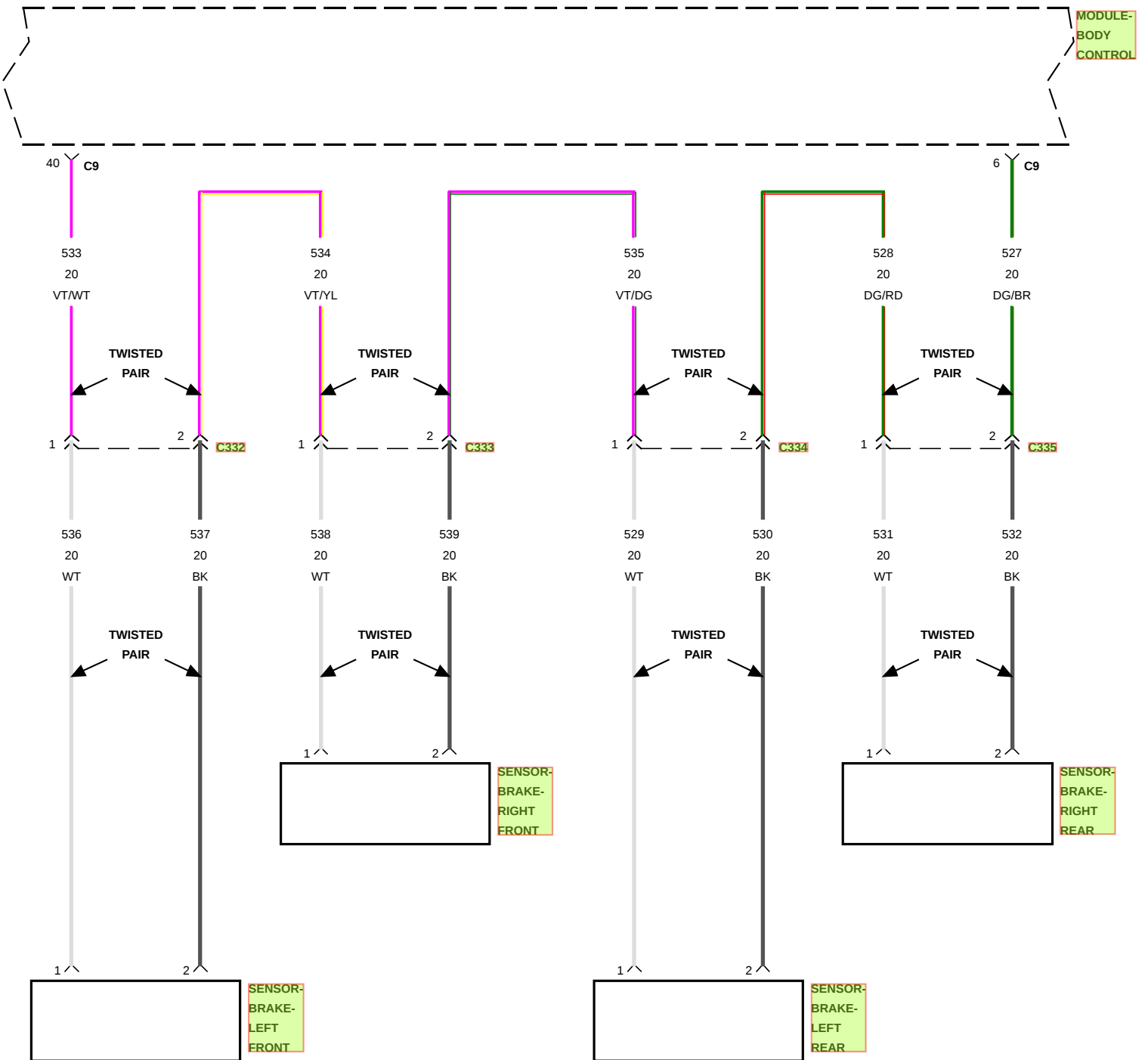


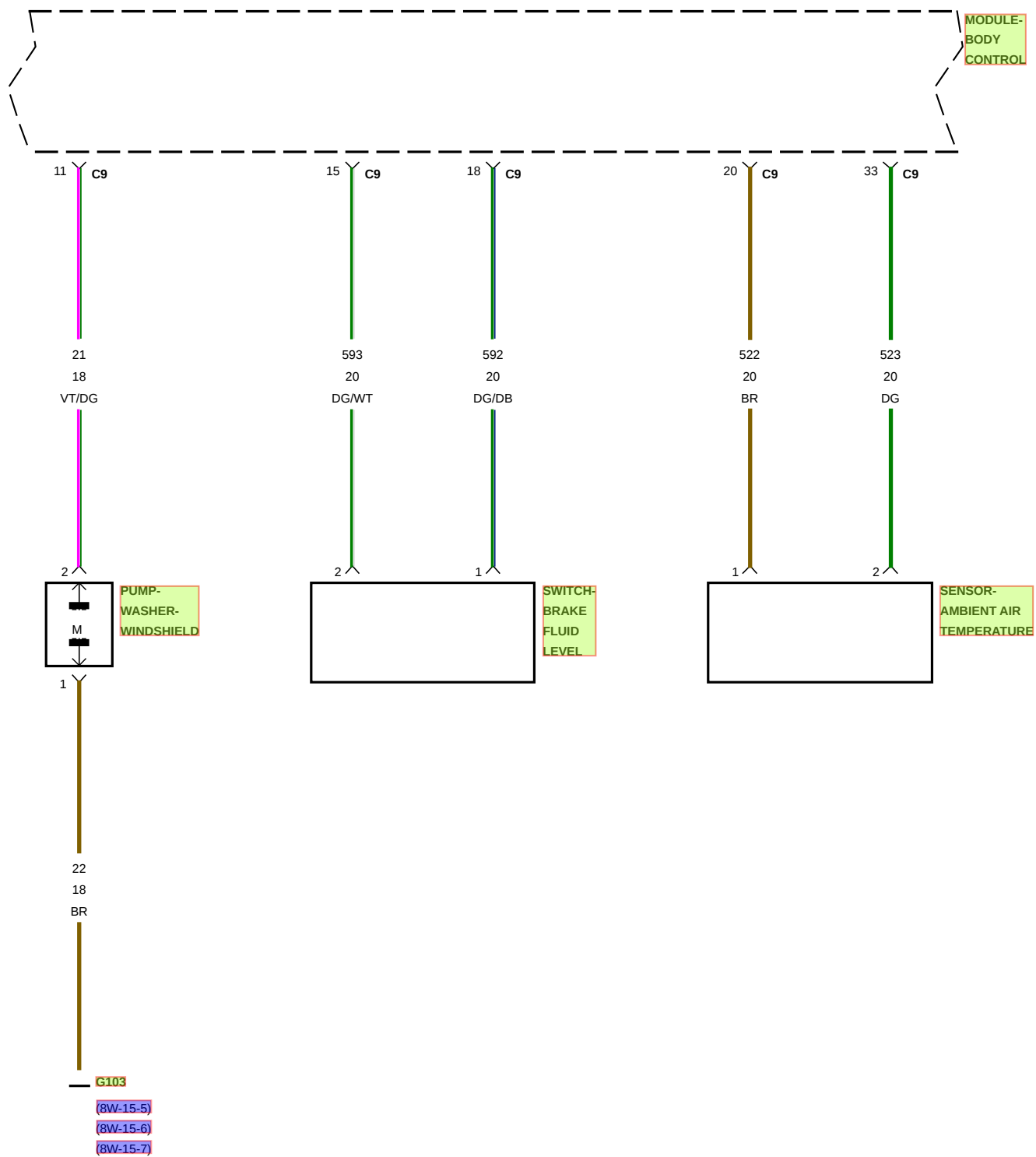


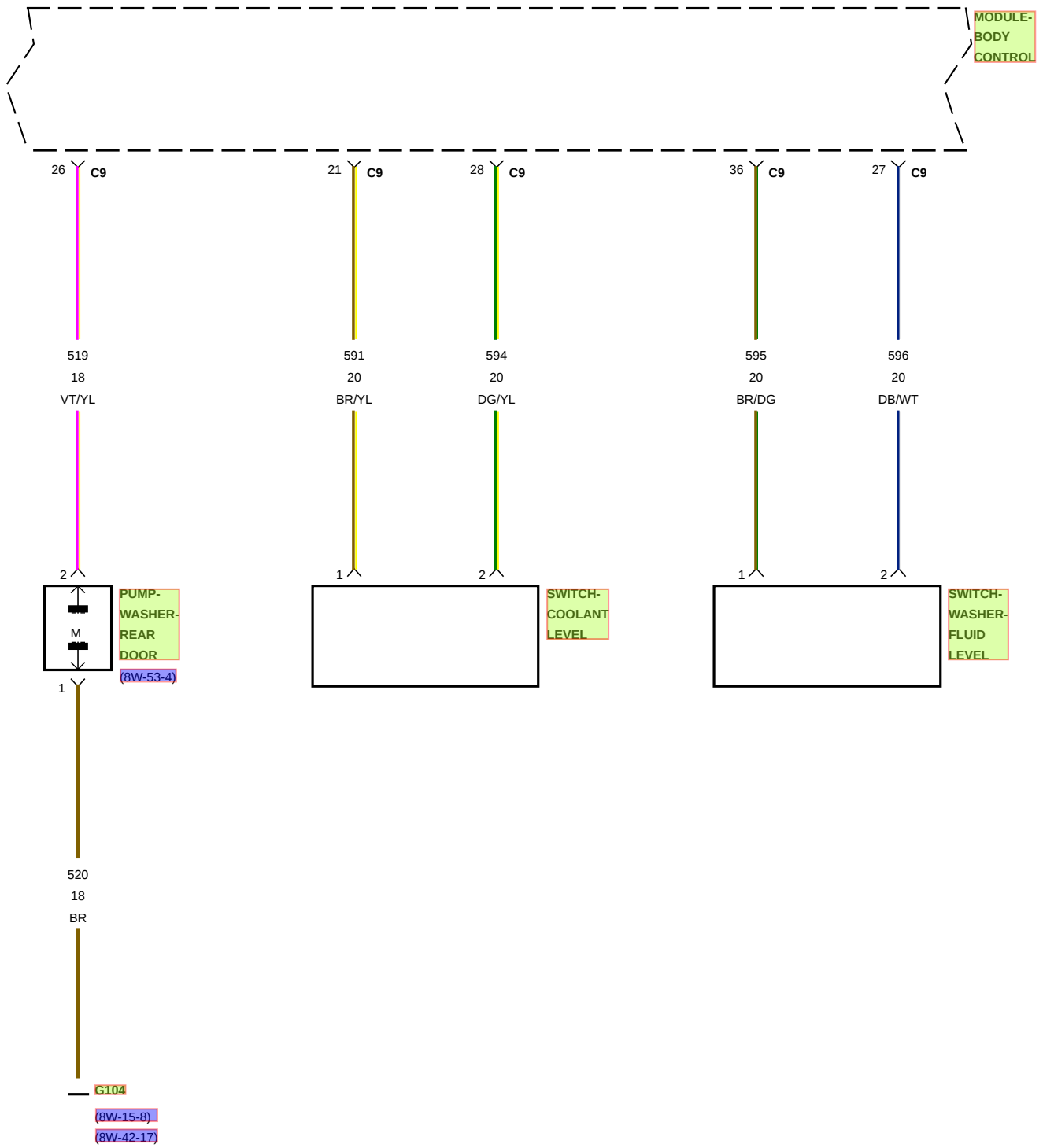


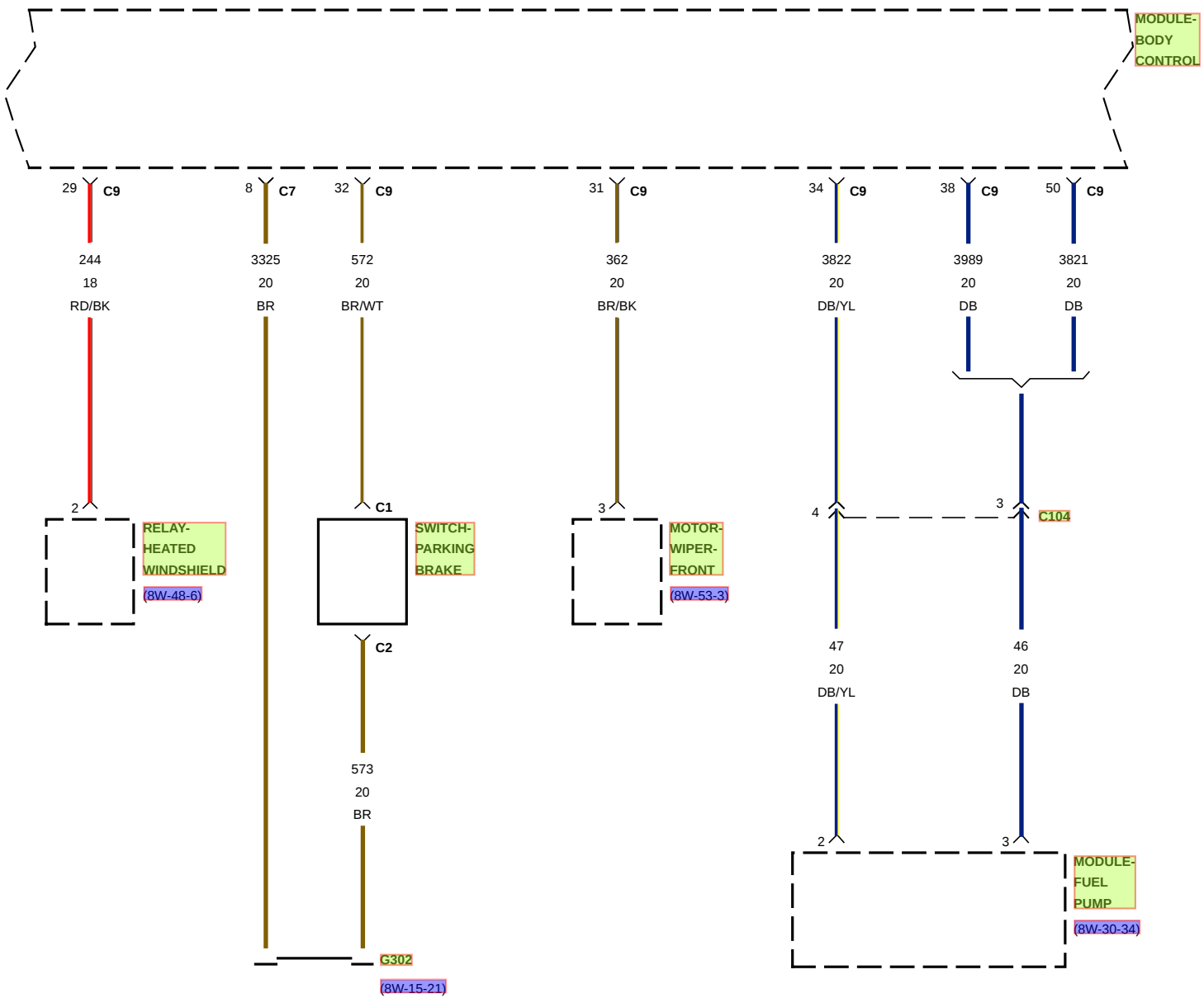


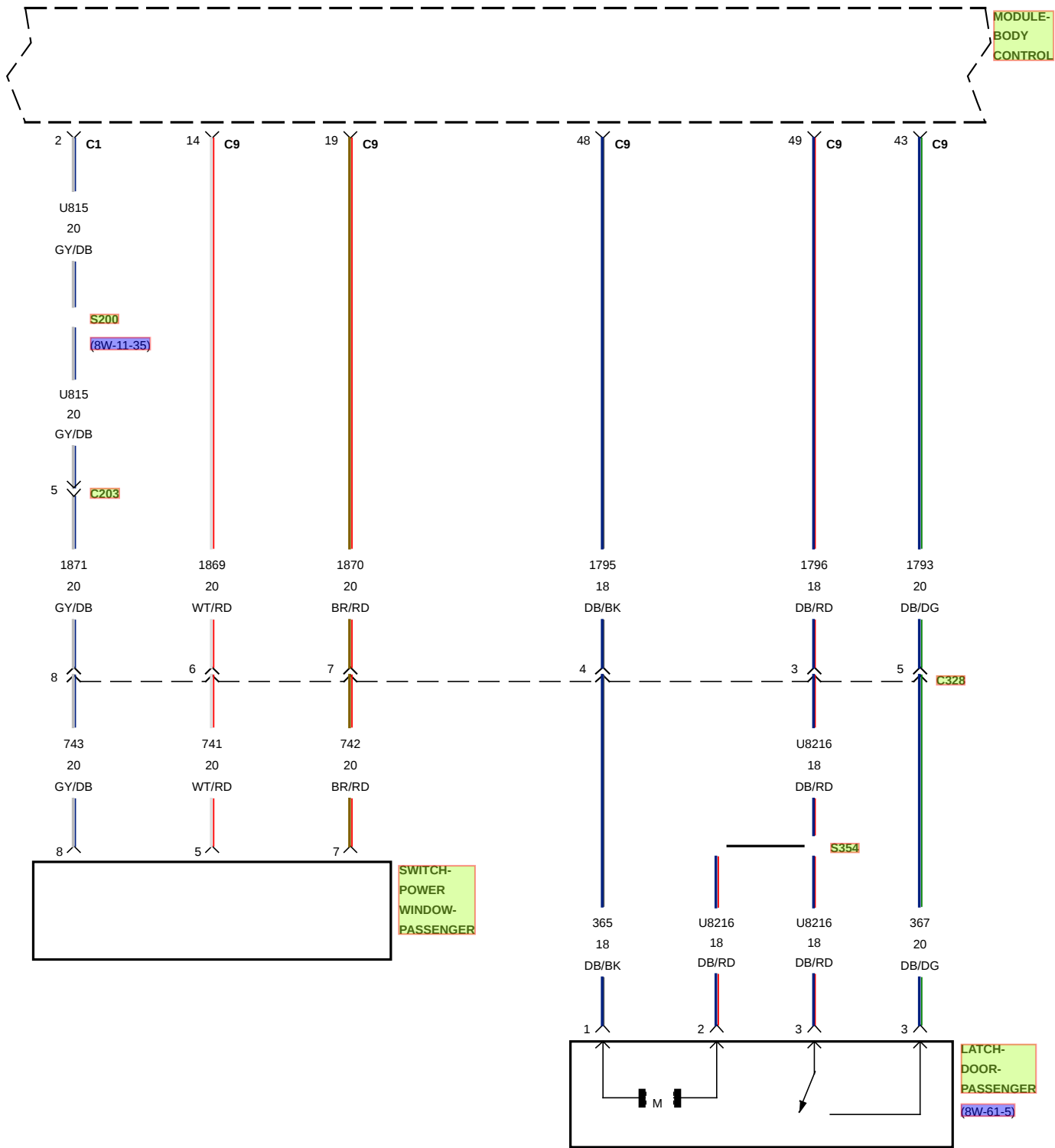


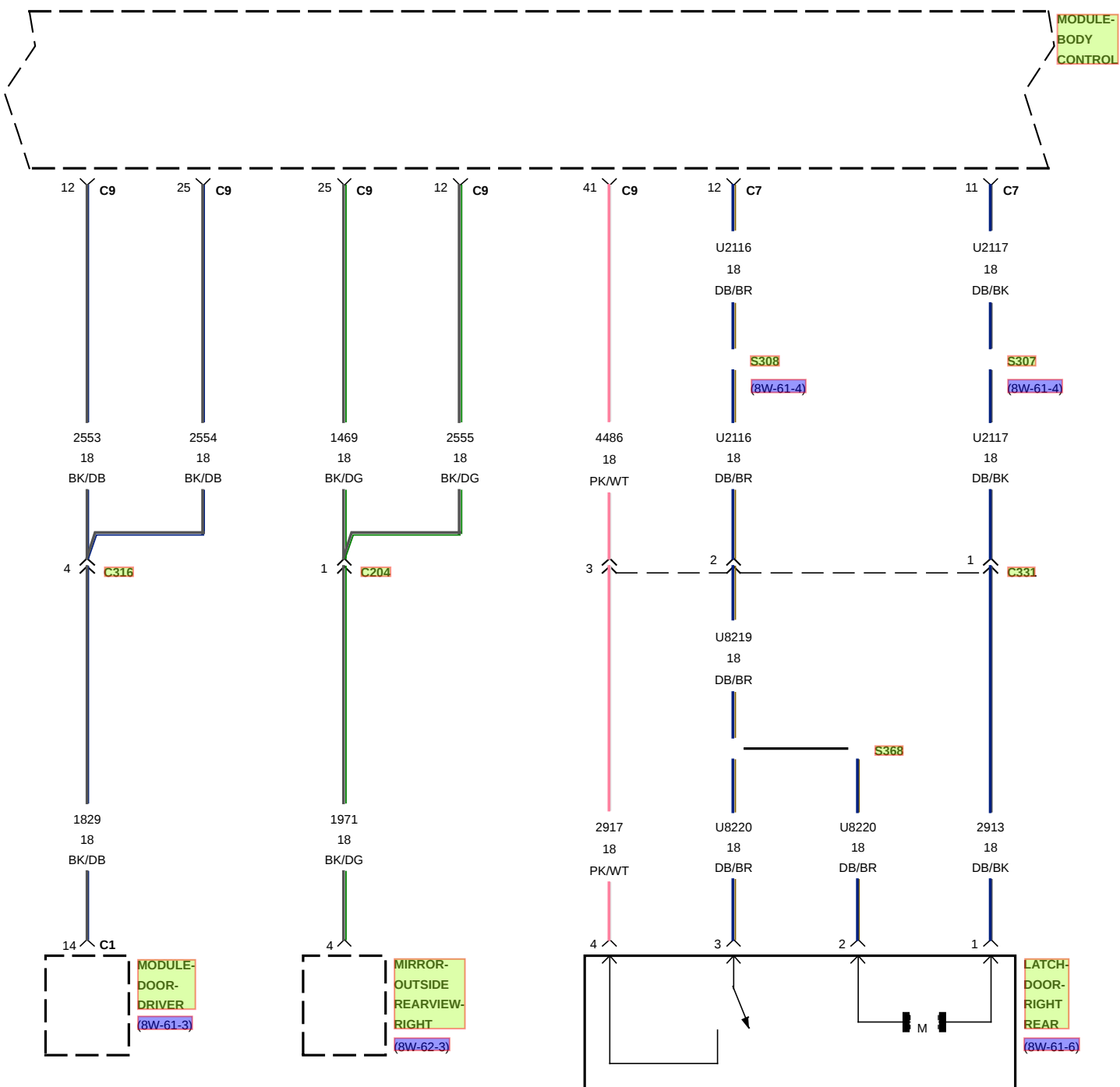






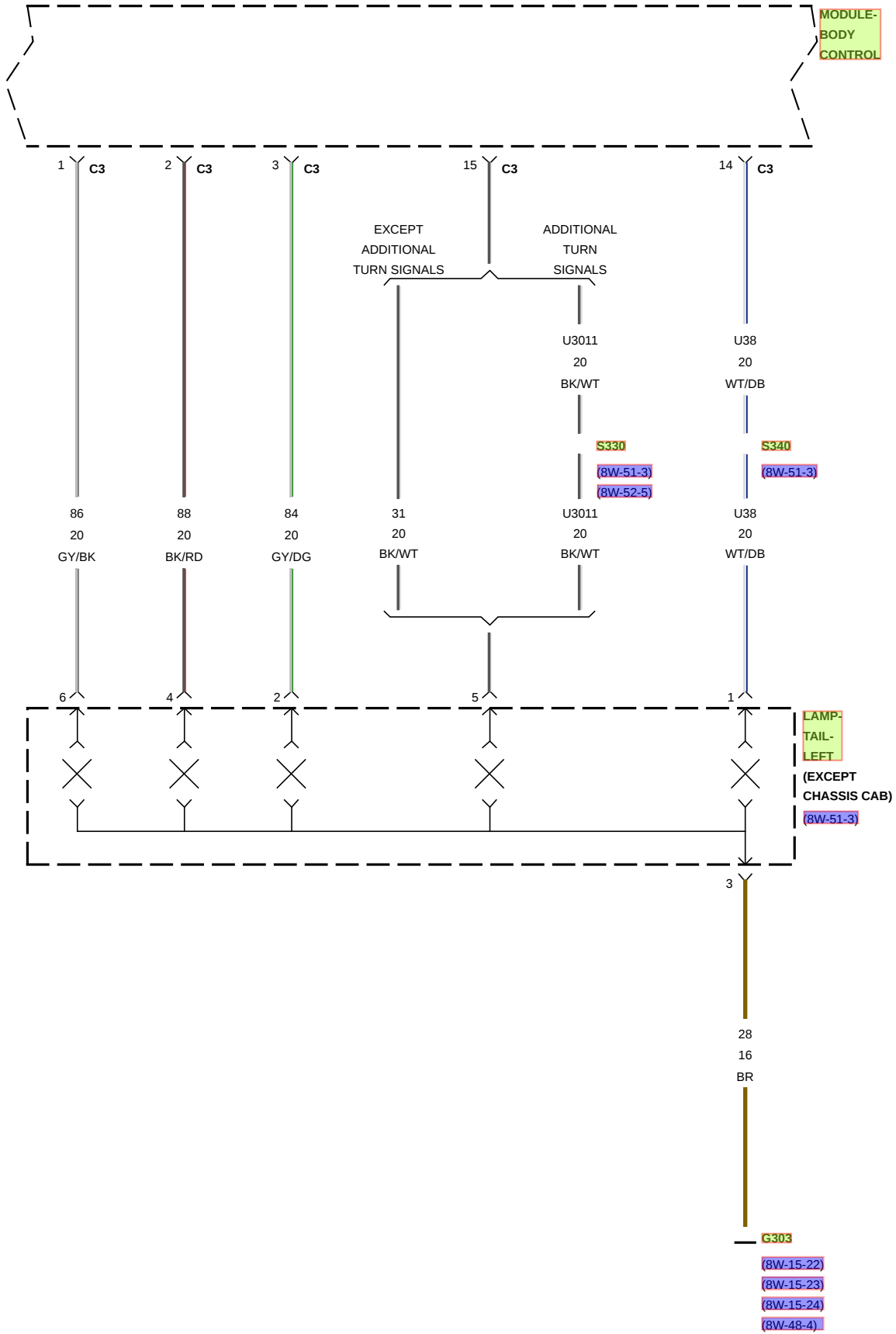




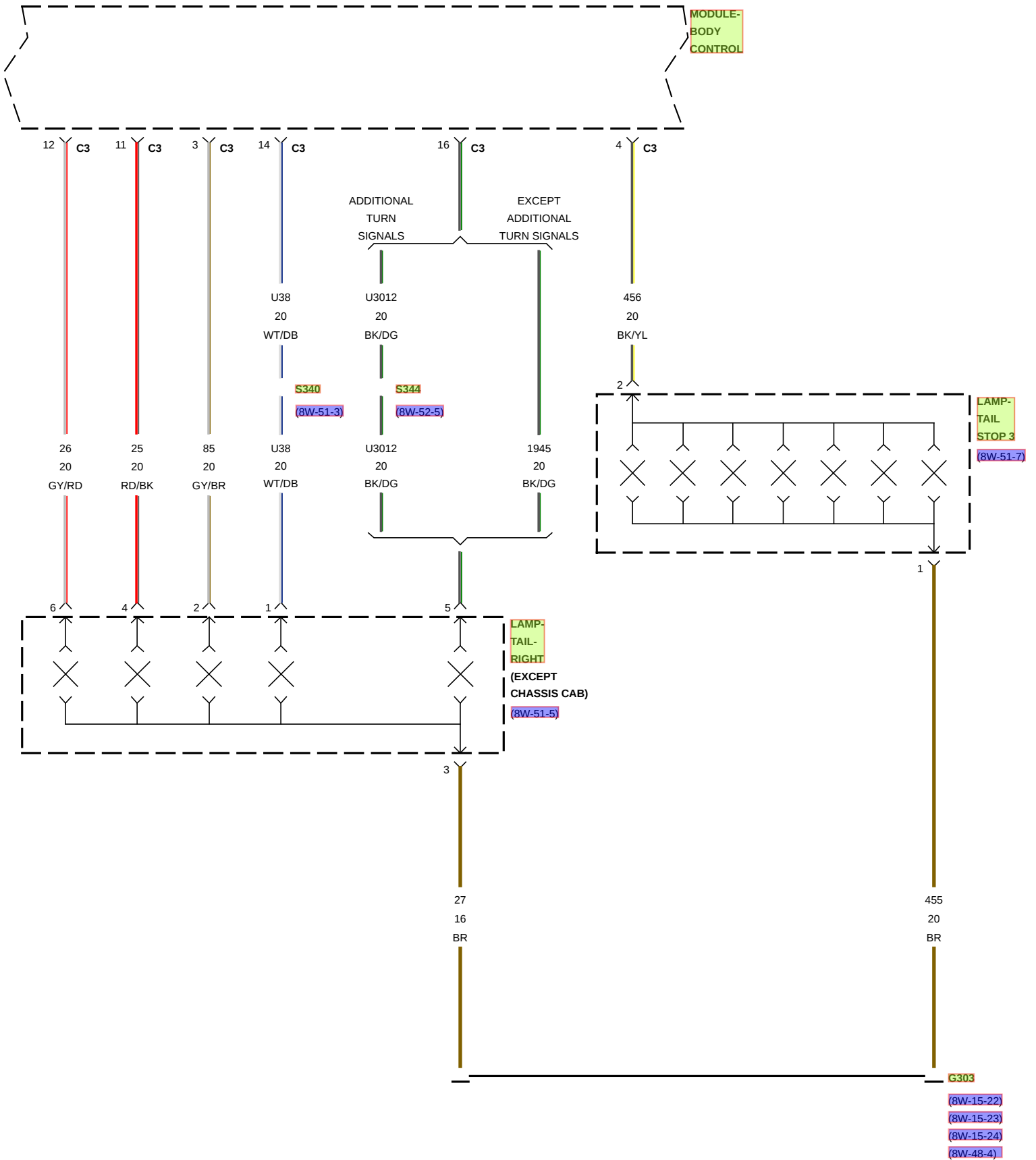


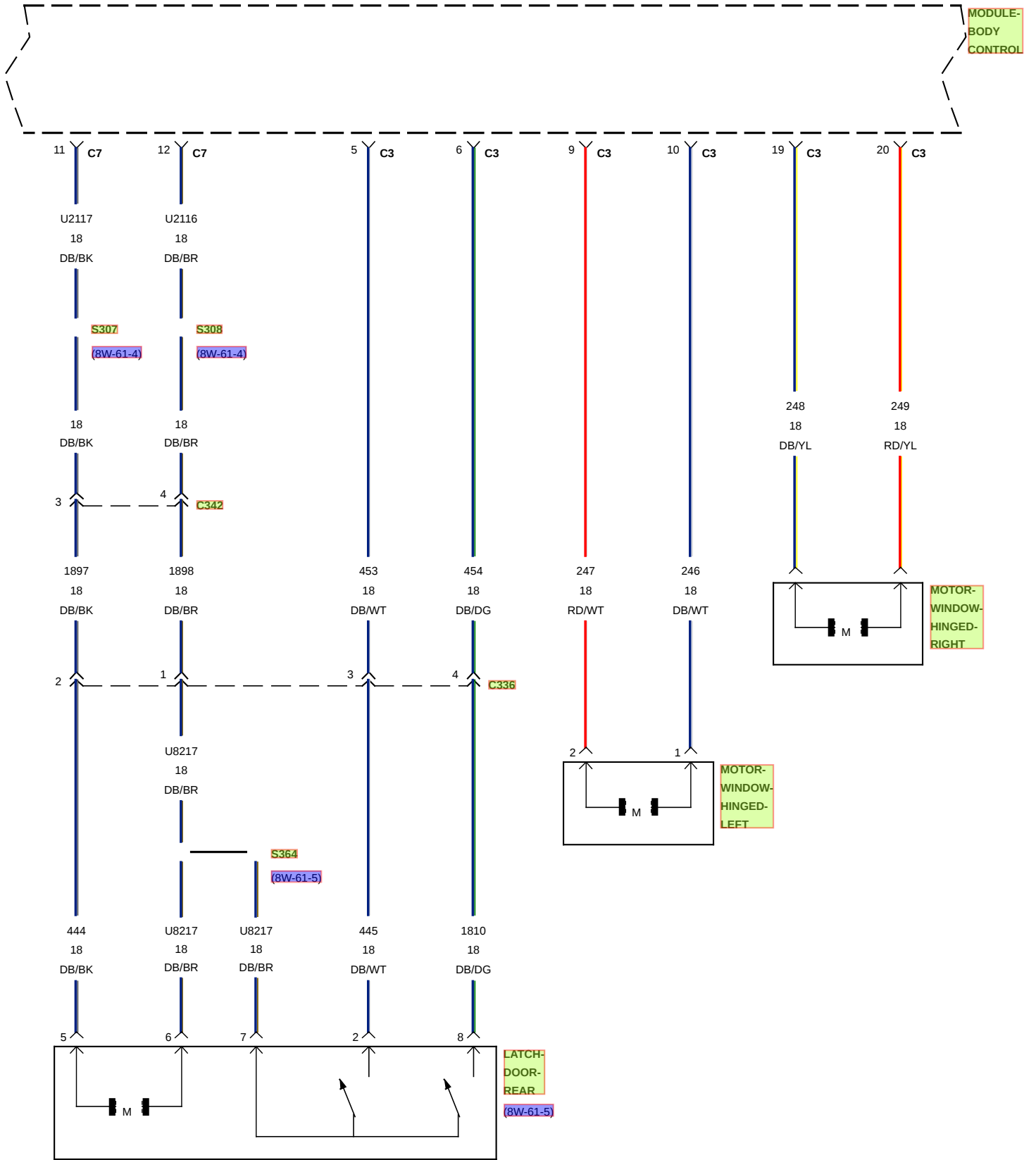


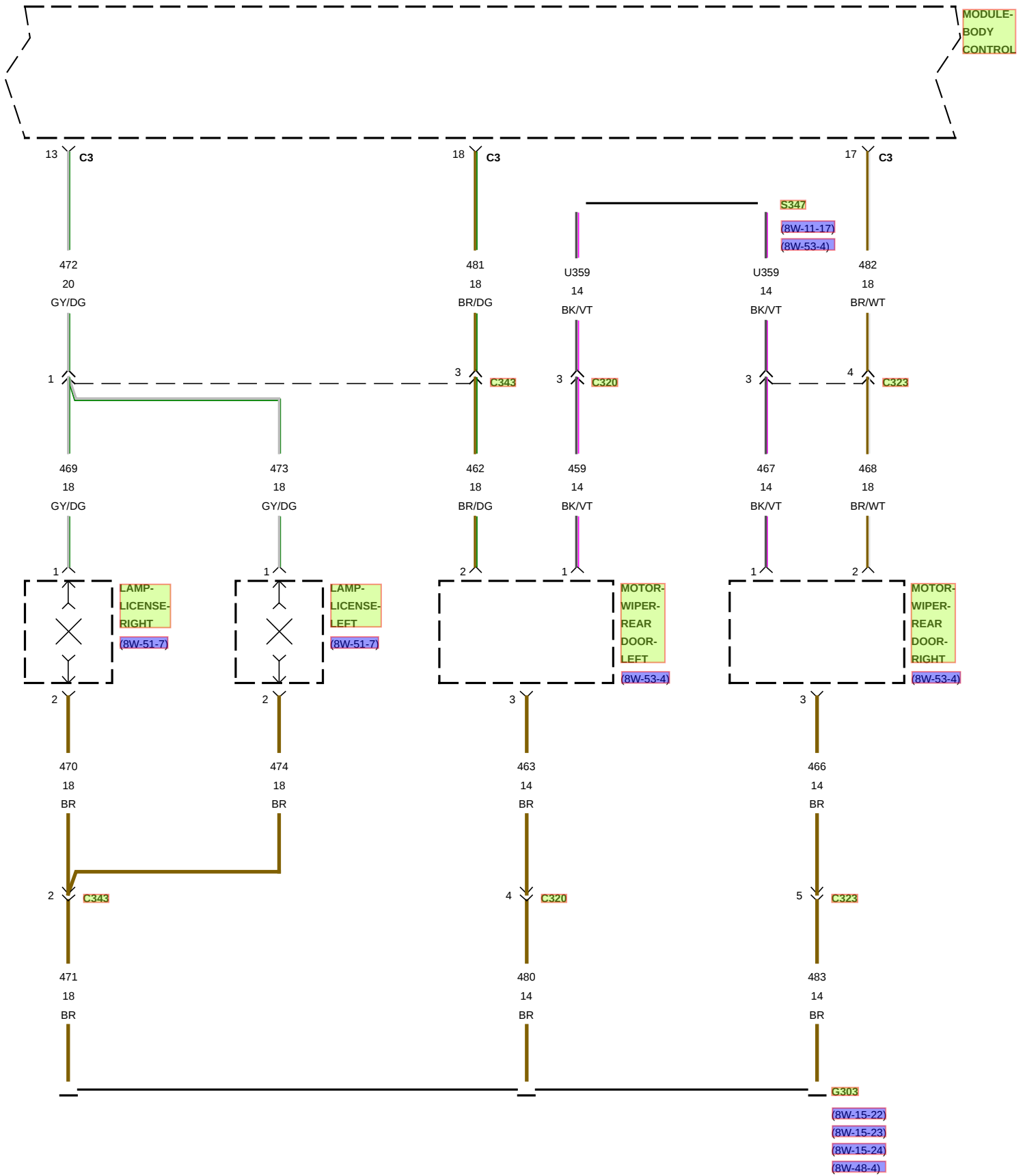
EXCEPT CHASSIS CAB



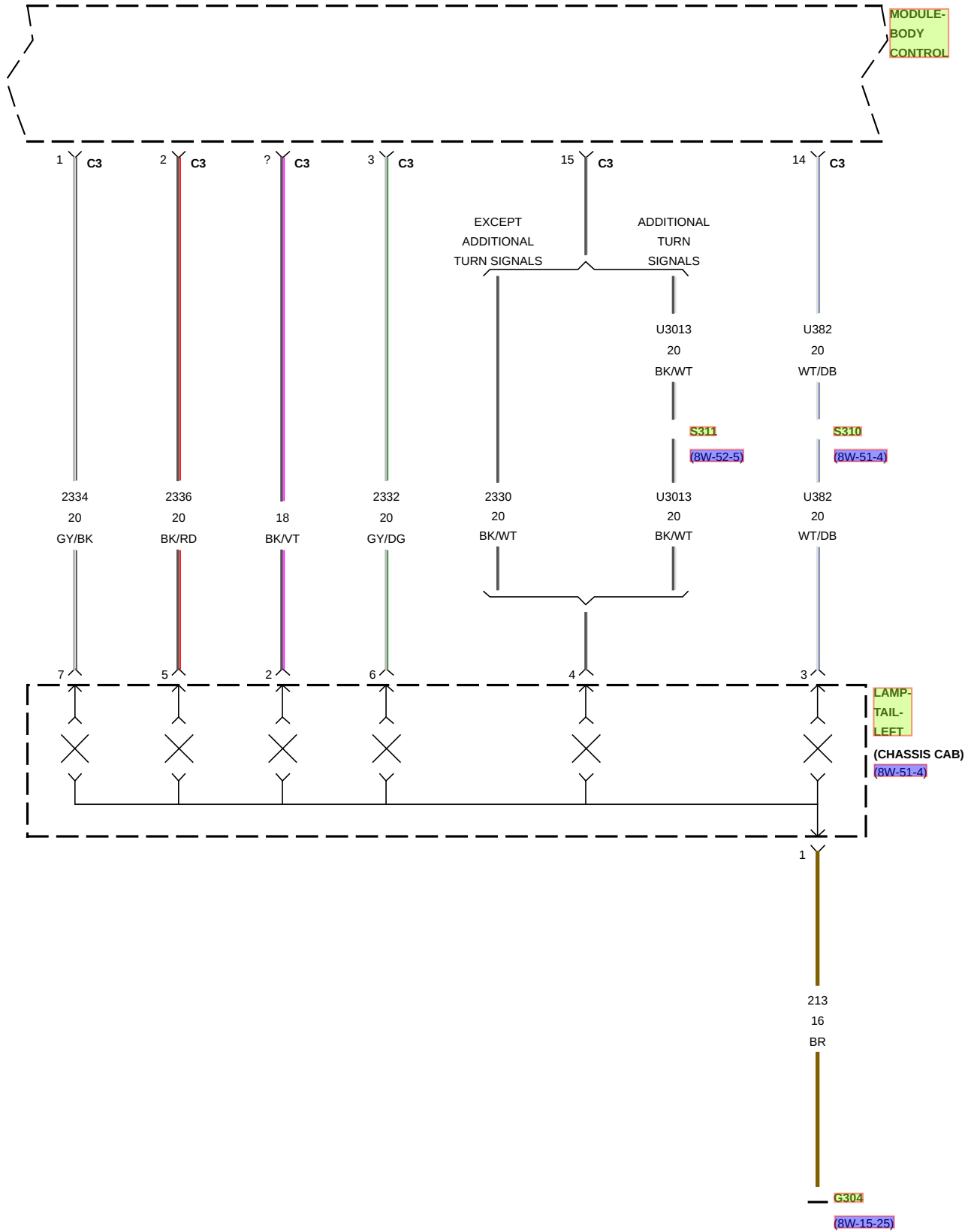
EXCEPT CHASSIS CAB



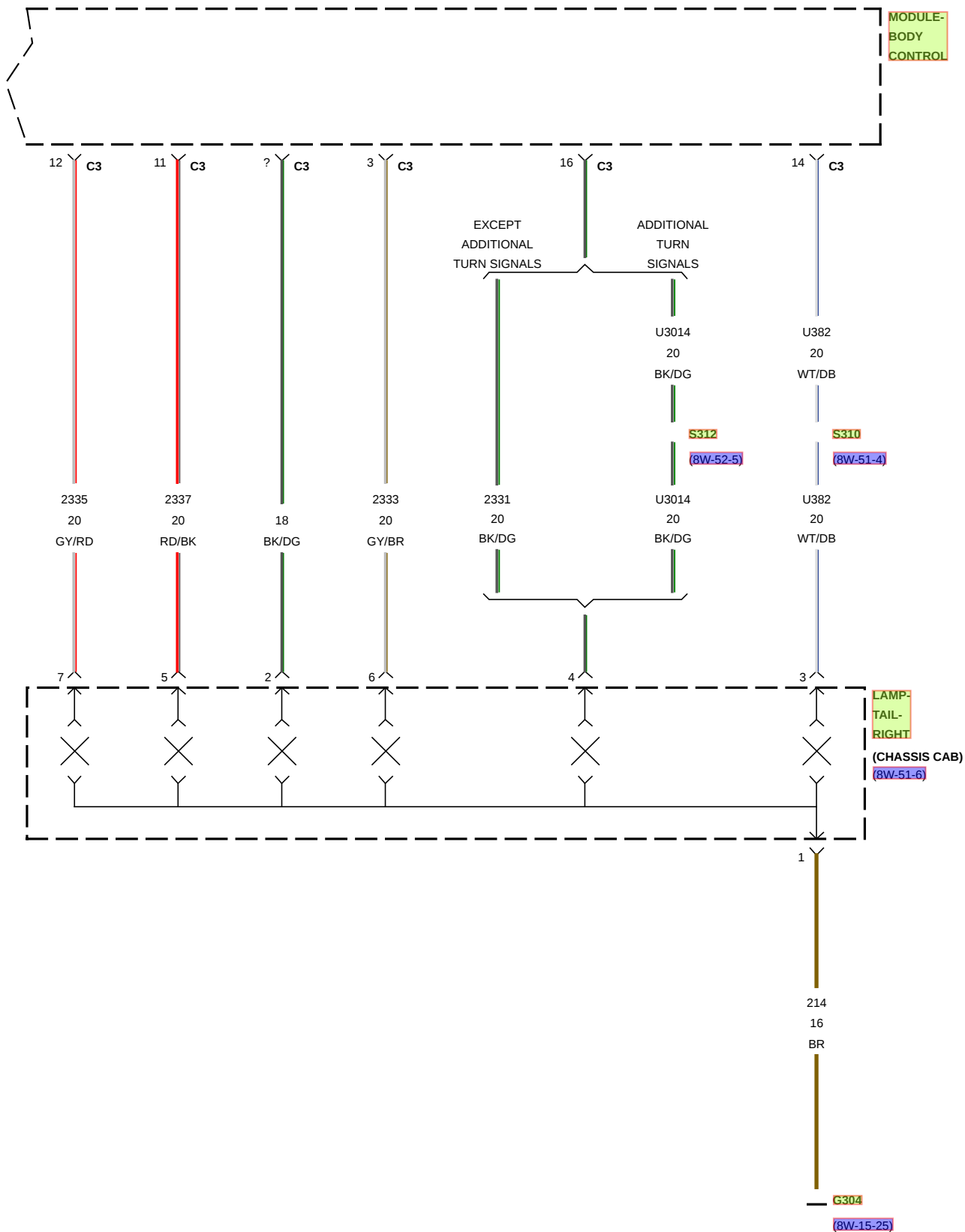




CHASSIS CAB



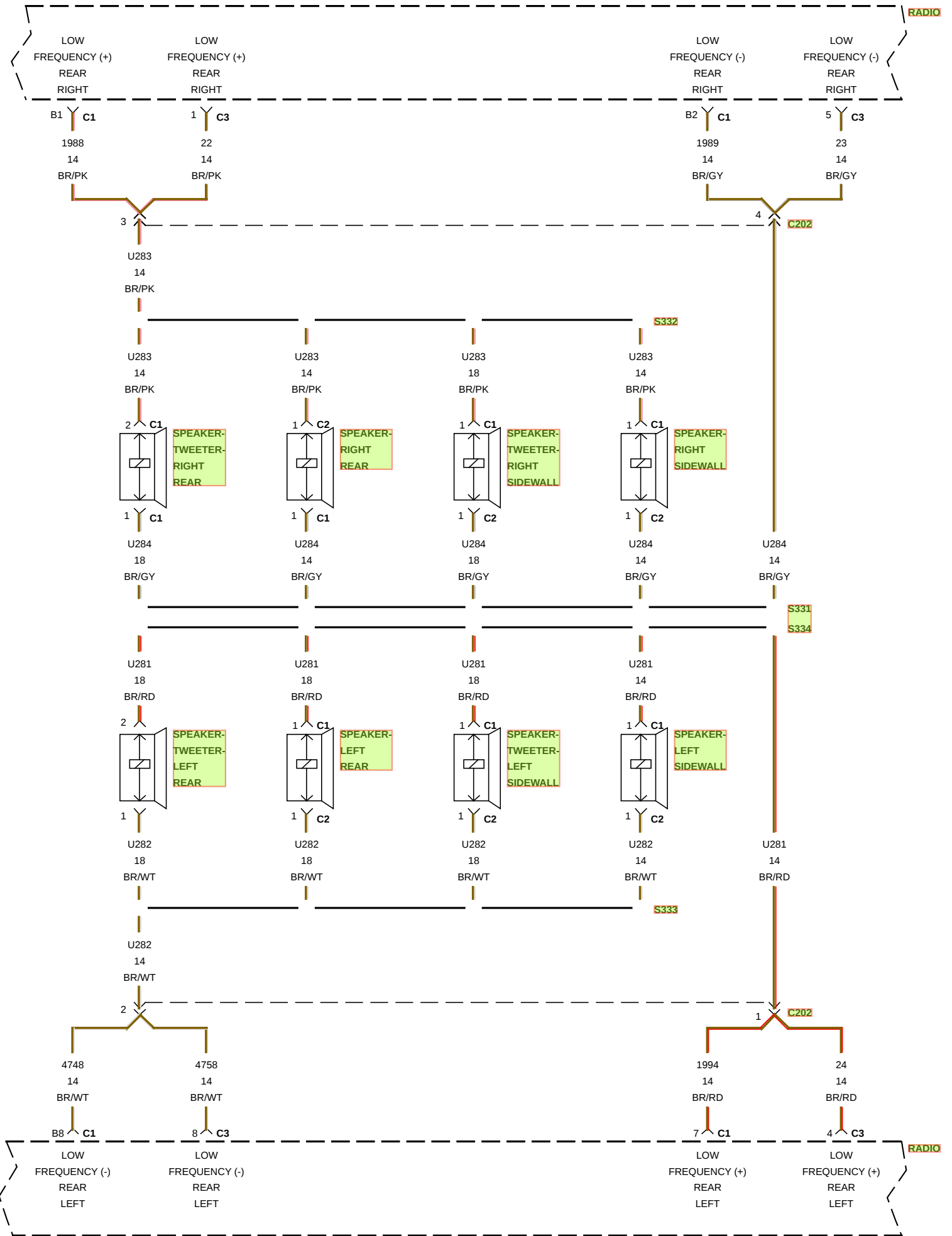
CHASSIS CAB



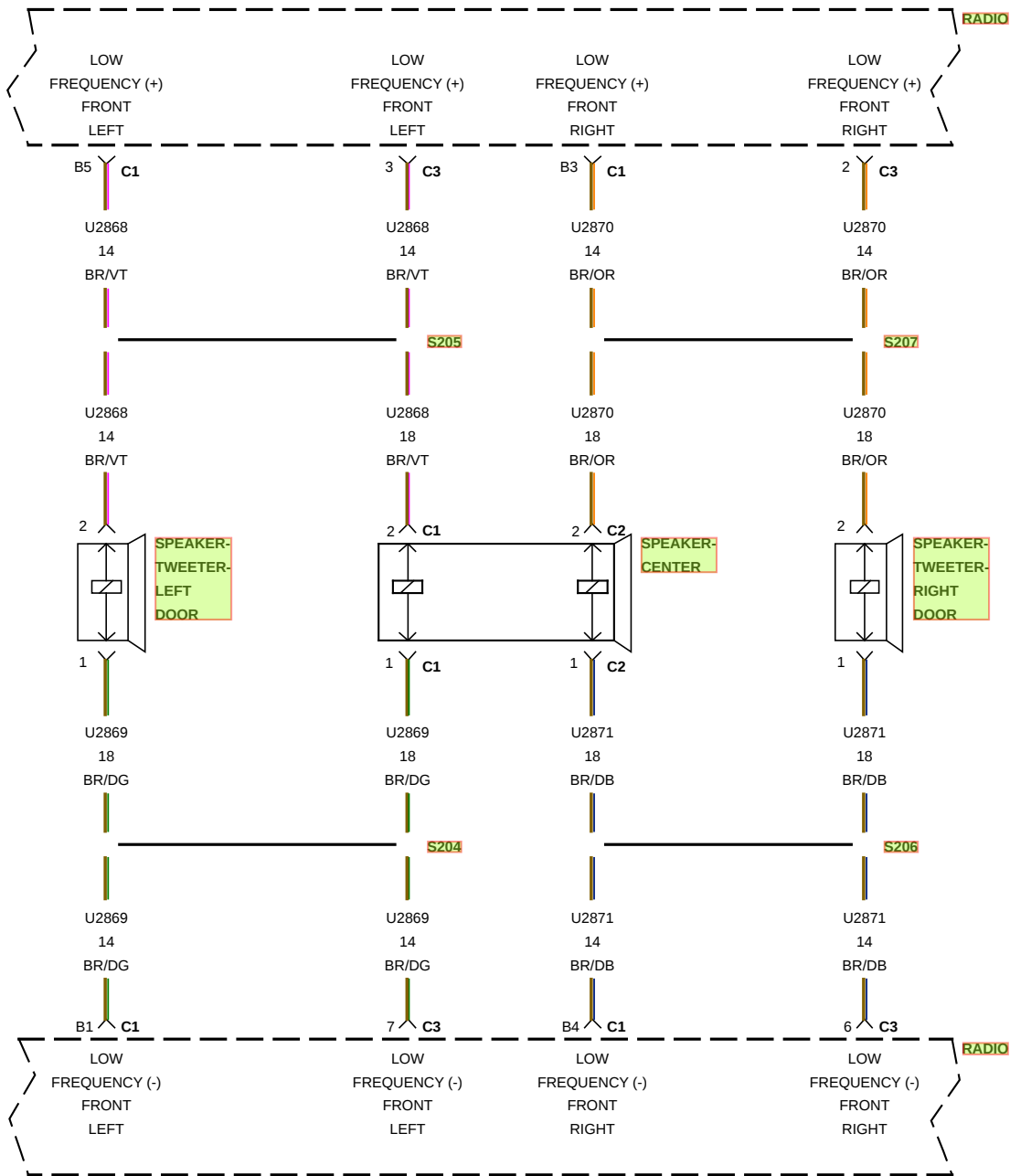




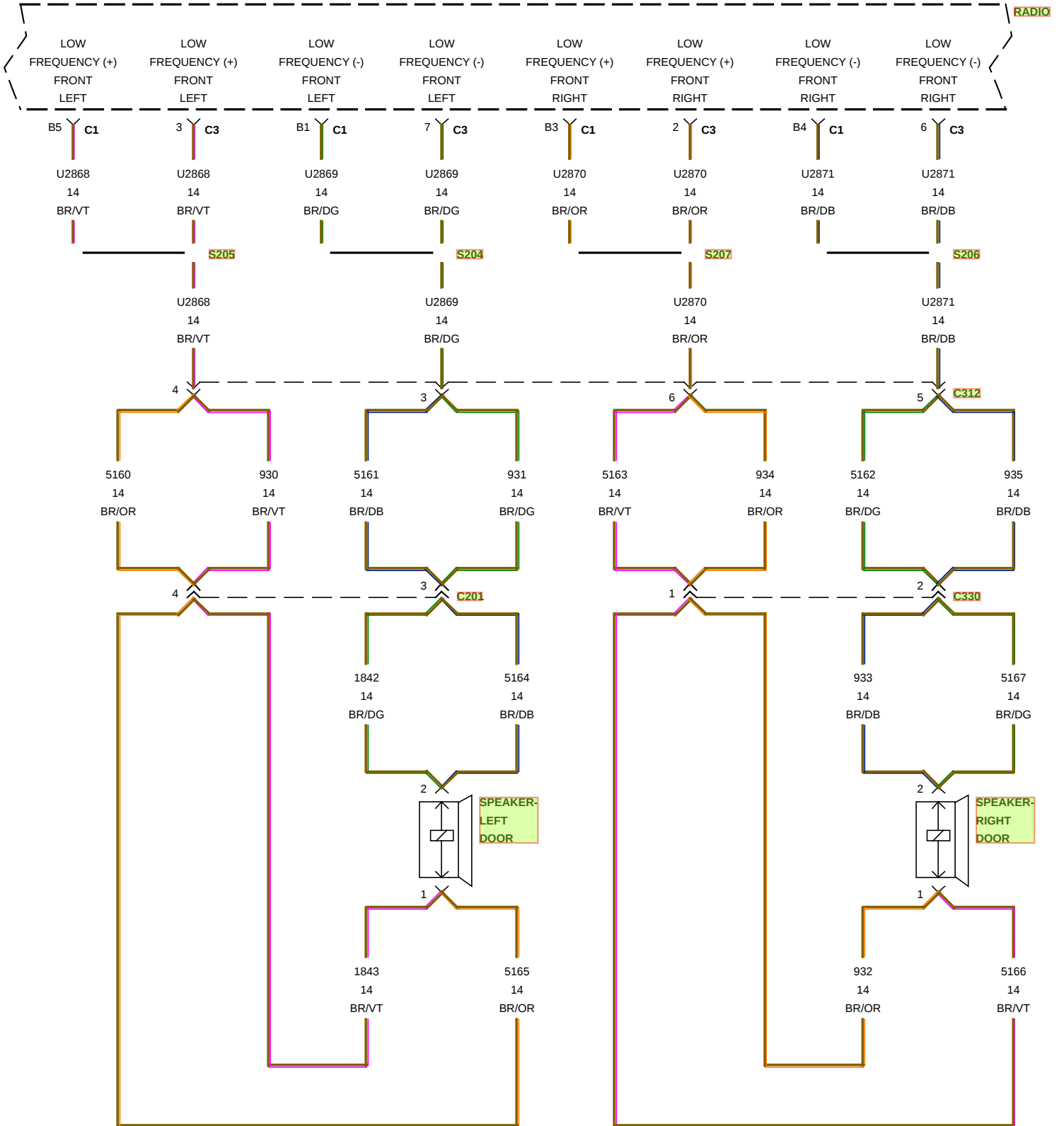


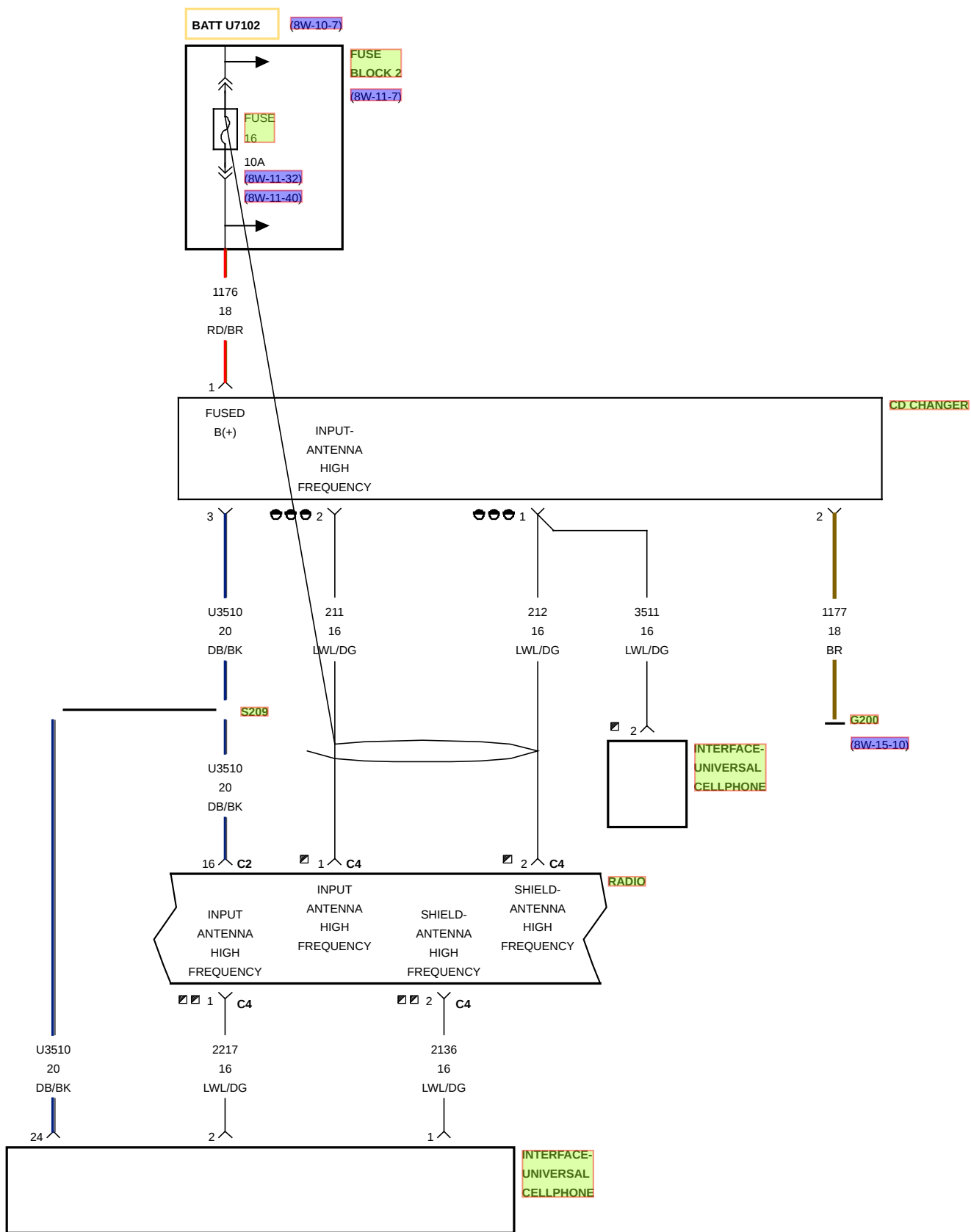


SOUND 20 RADIO



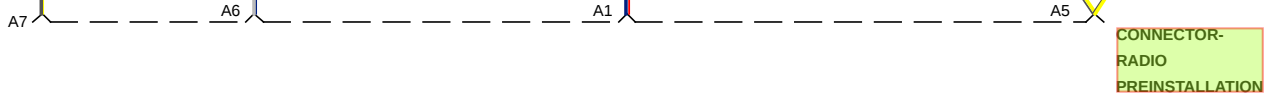
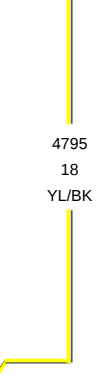
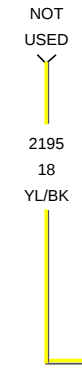
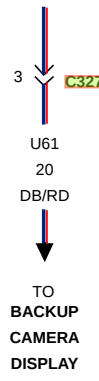
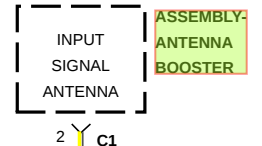
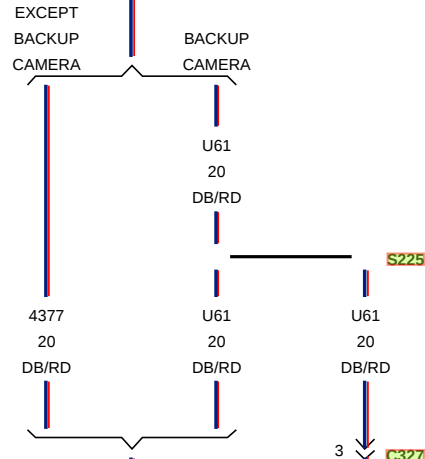
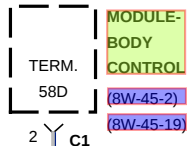
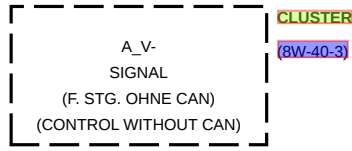
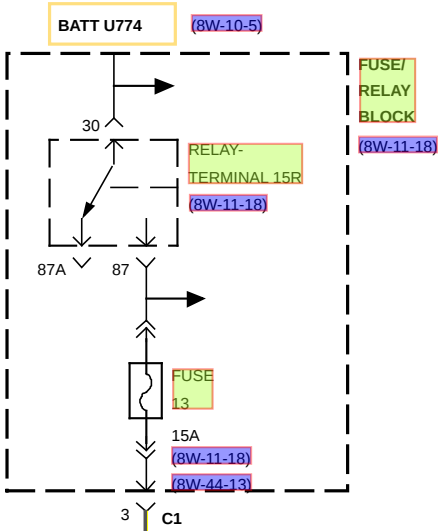
SOUND 5 RADIO EXCEPT PREINSTALLATION



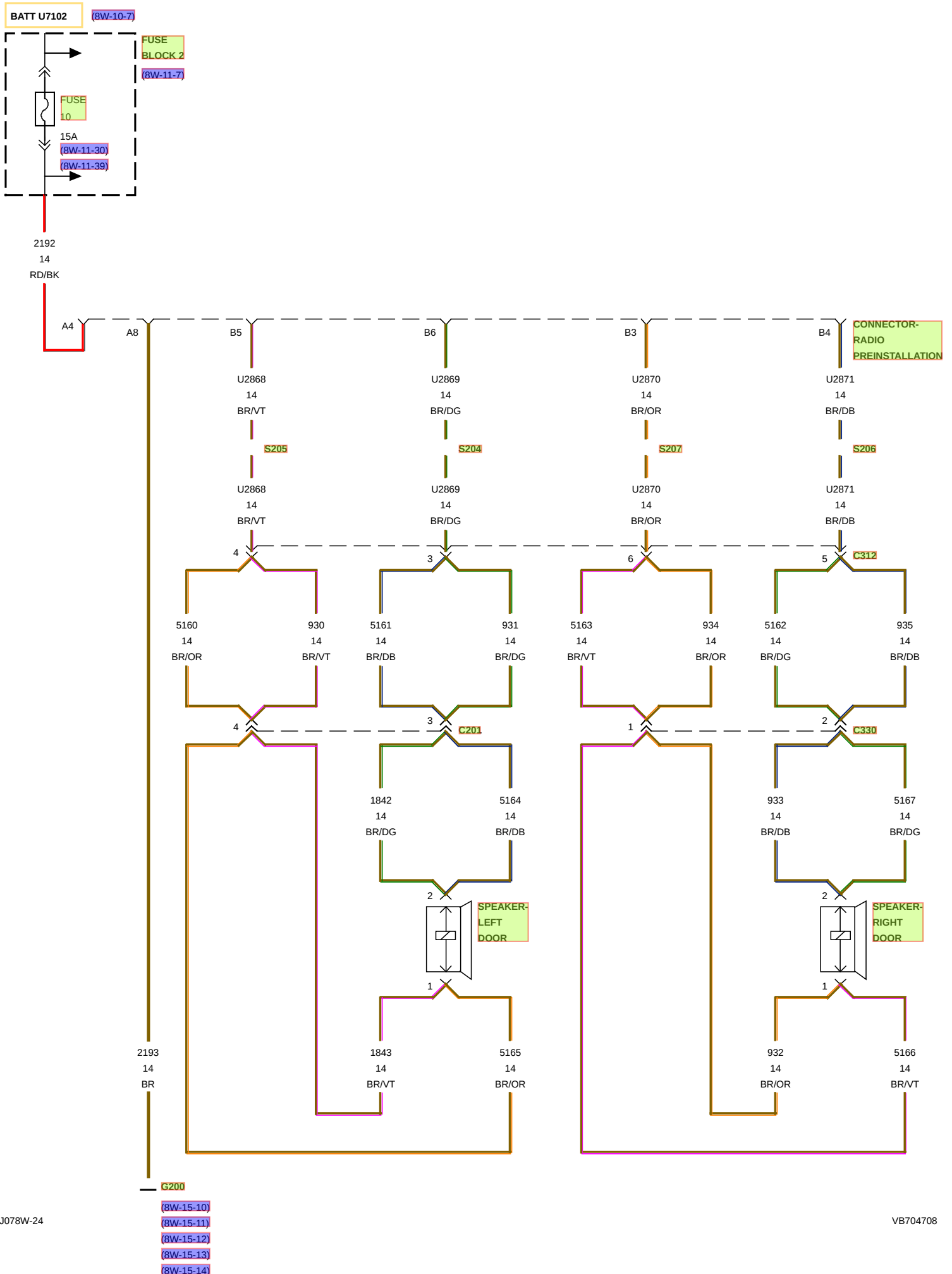


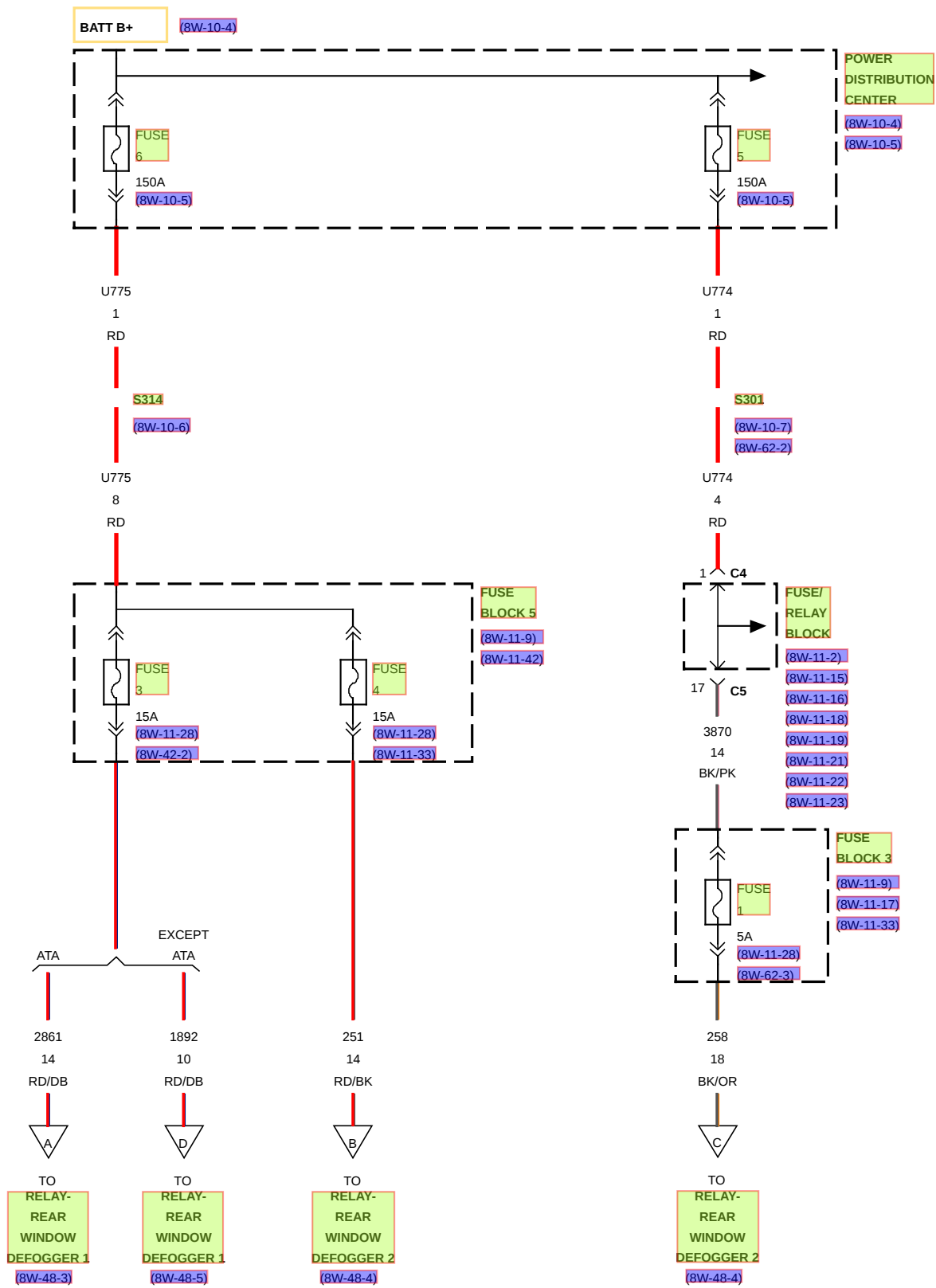
- ☑ CD CHANGER
- ☑ EXCEPT CD CHANGER
- ☑ MOST

PREINSTALLATION

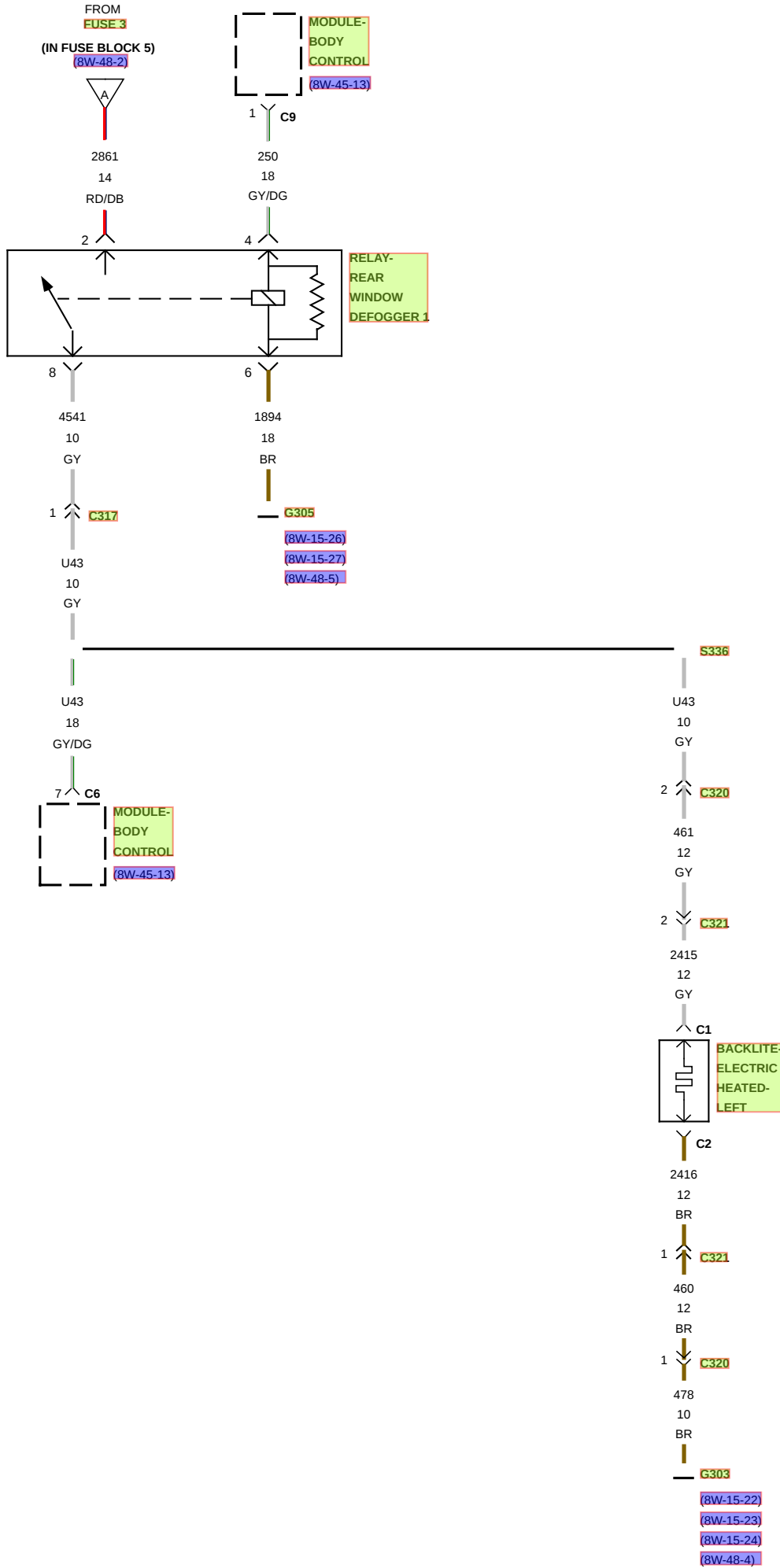


PREINSTALLATION



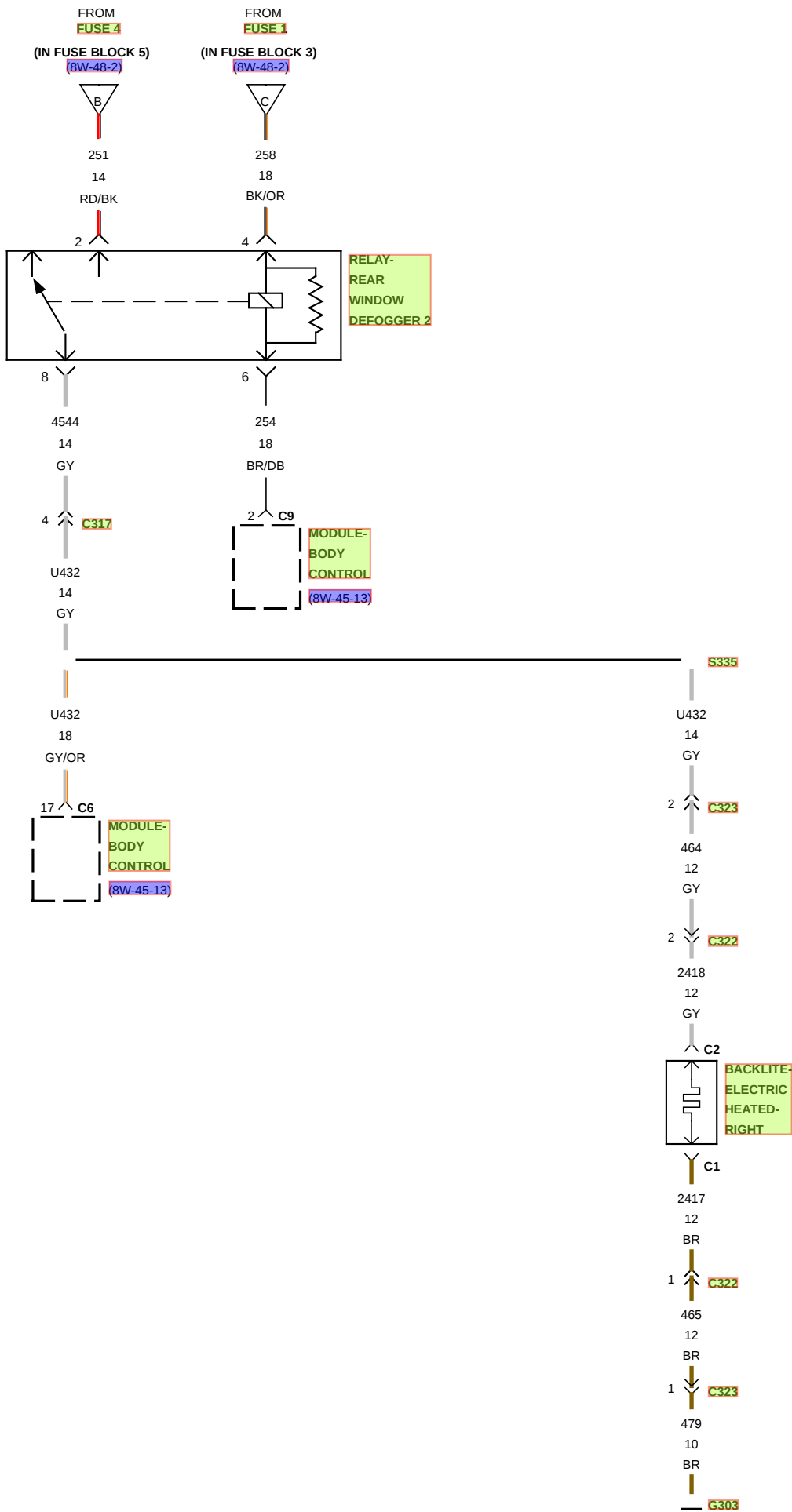


ATA

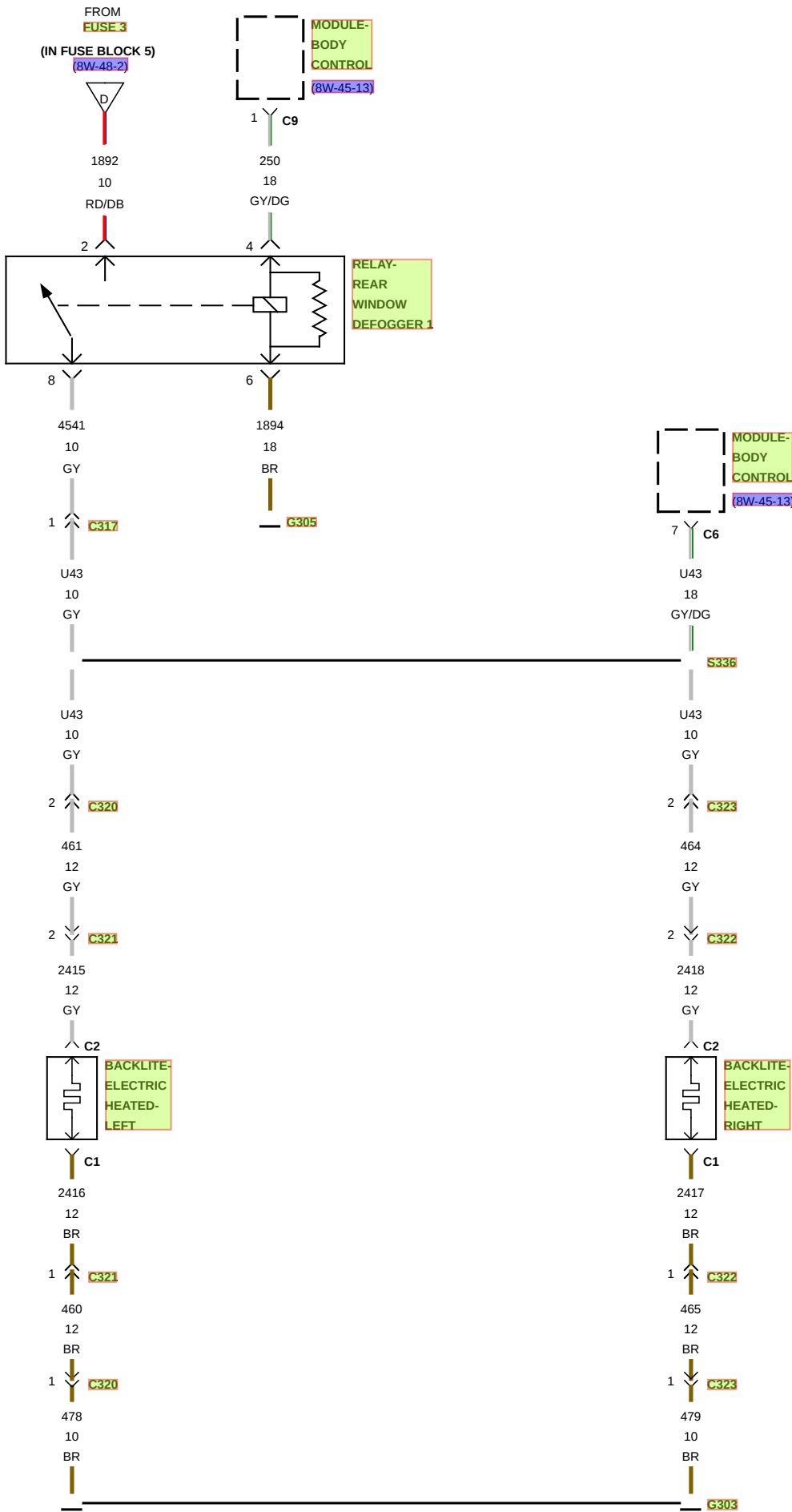


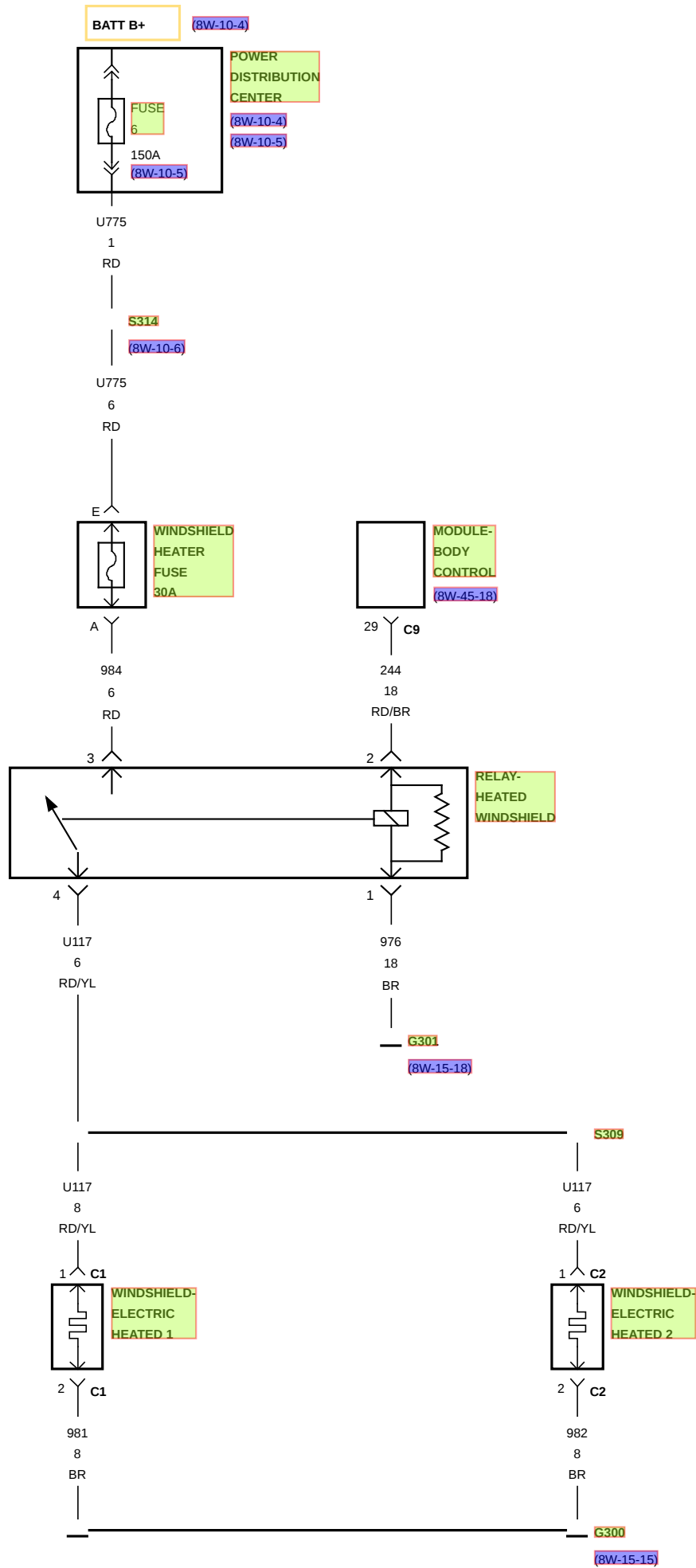


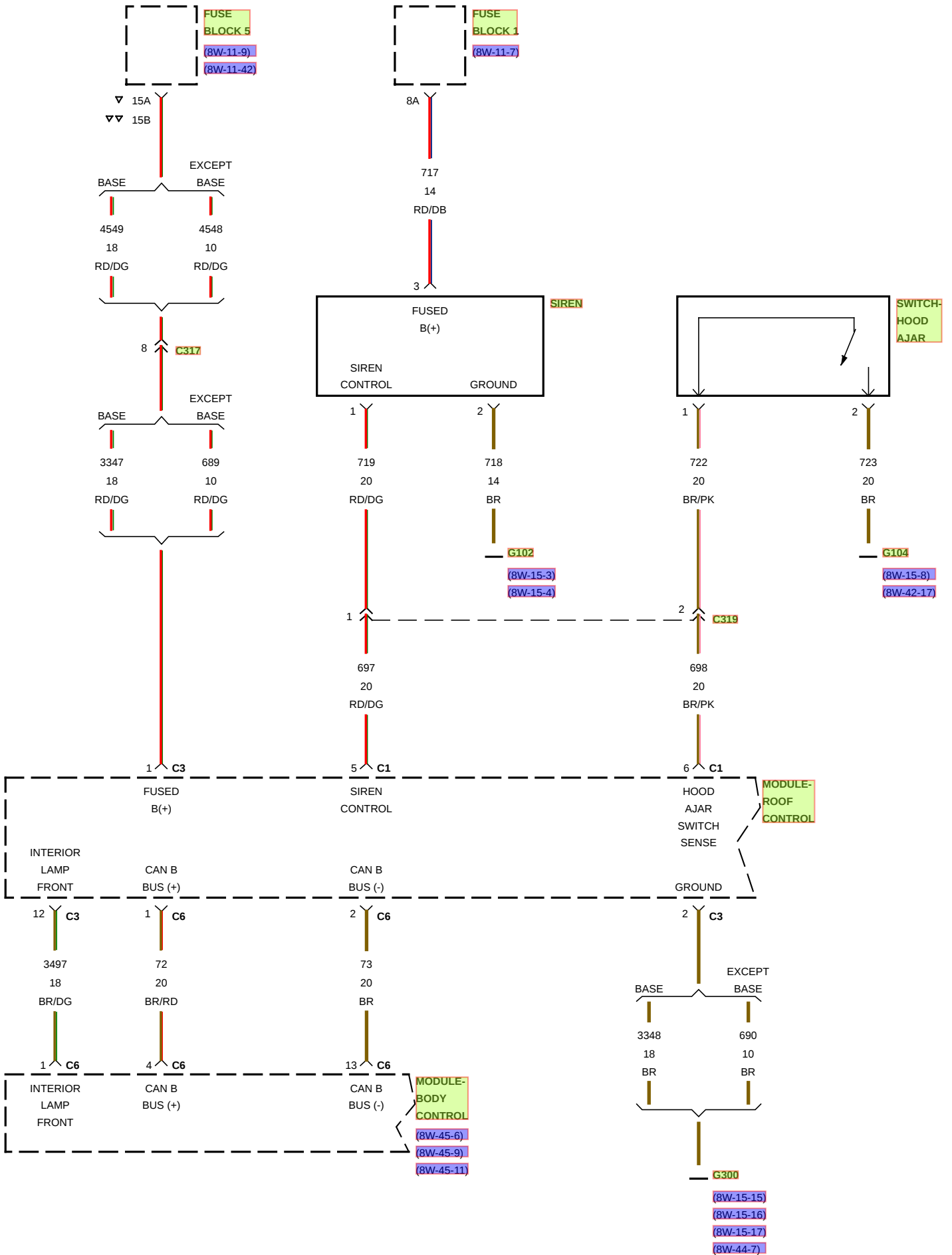
ATA



EXCEPT ATA

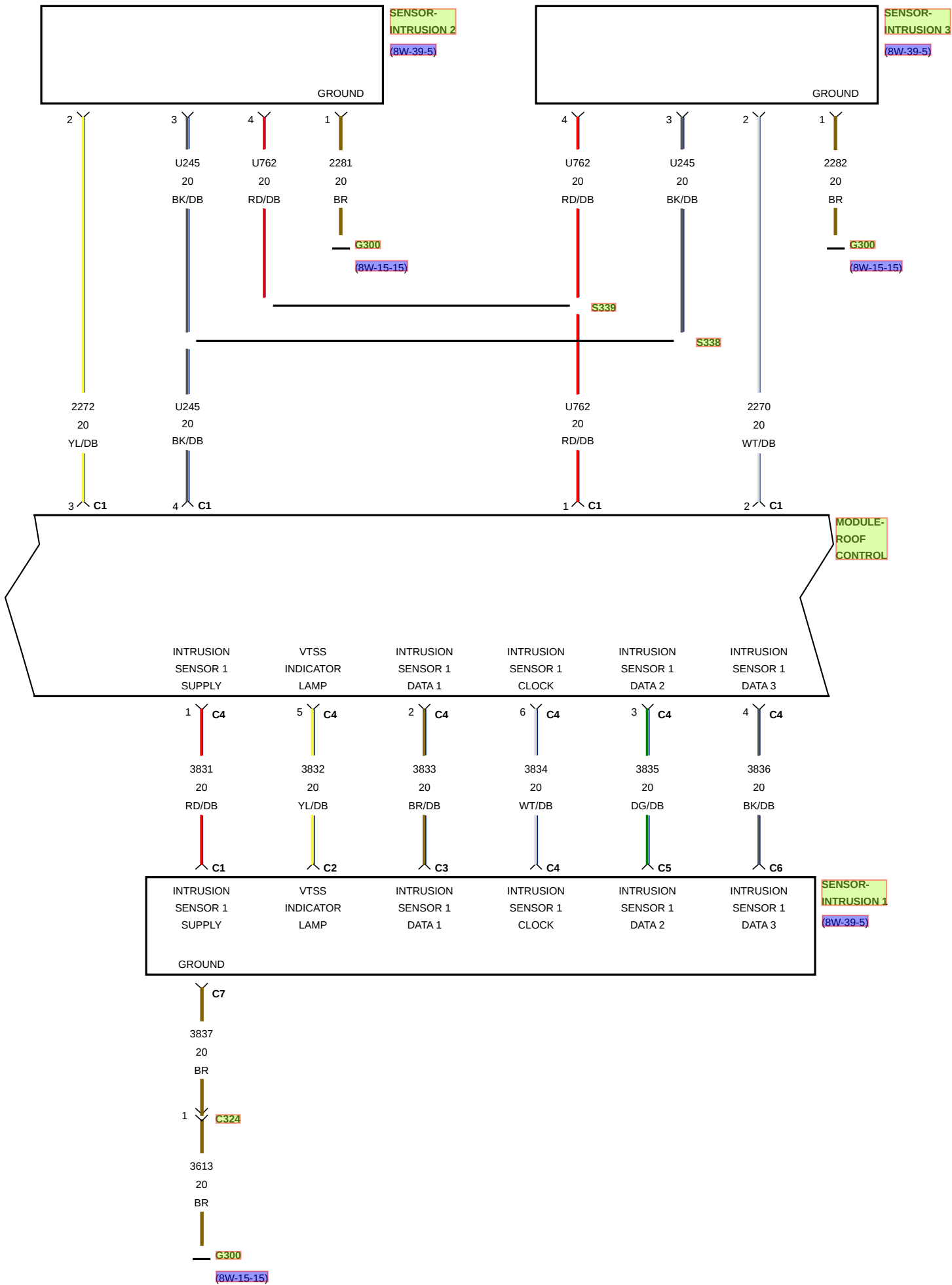


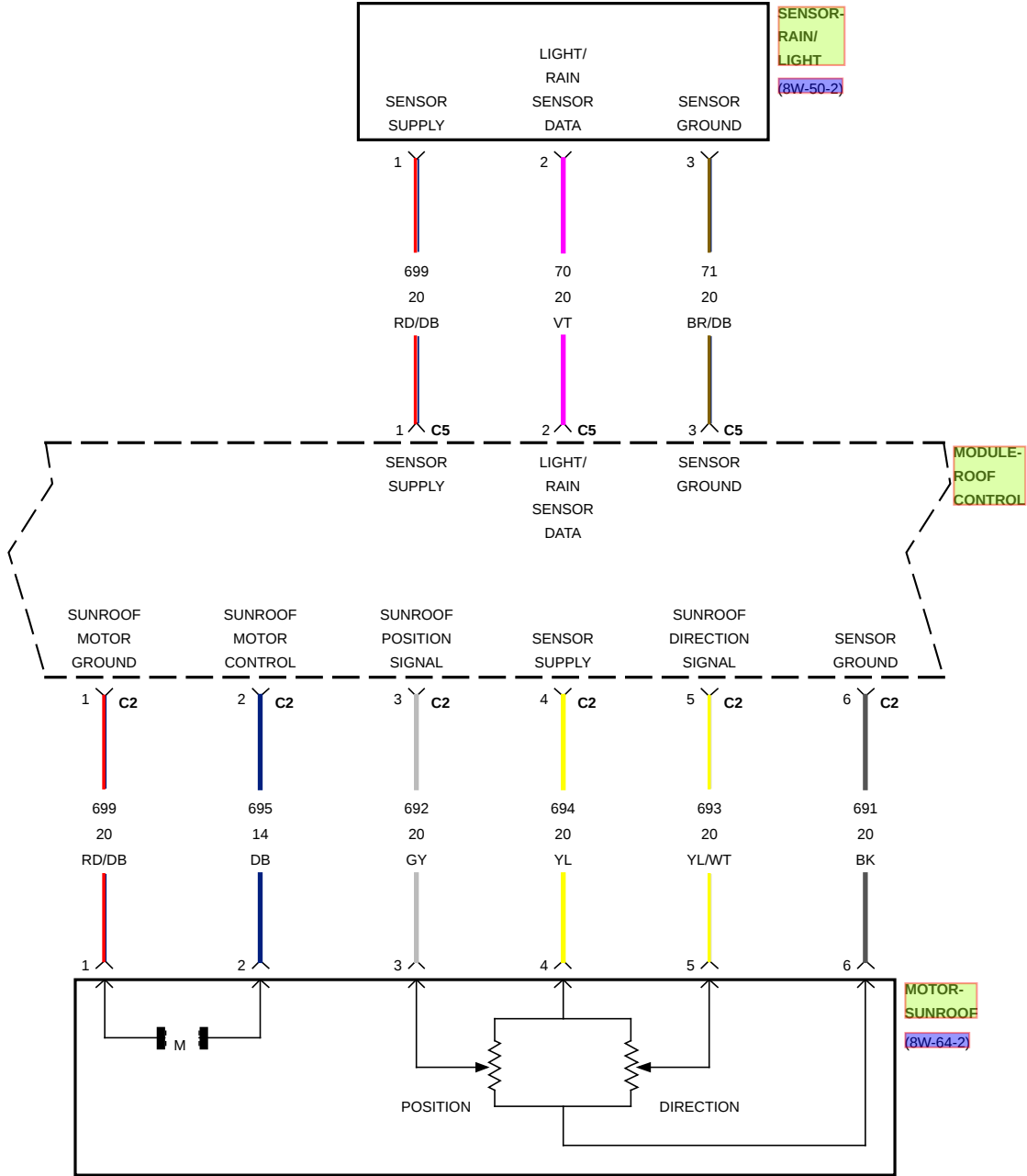


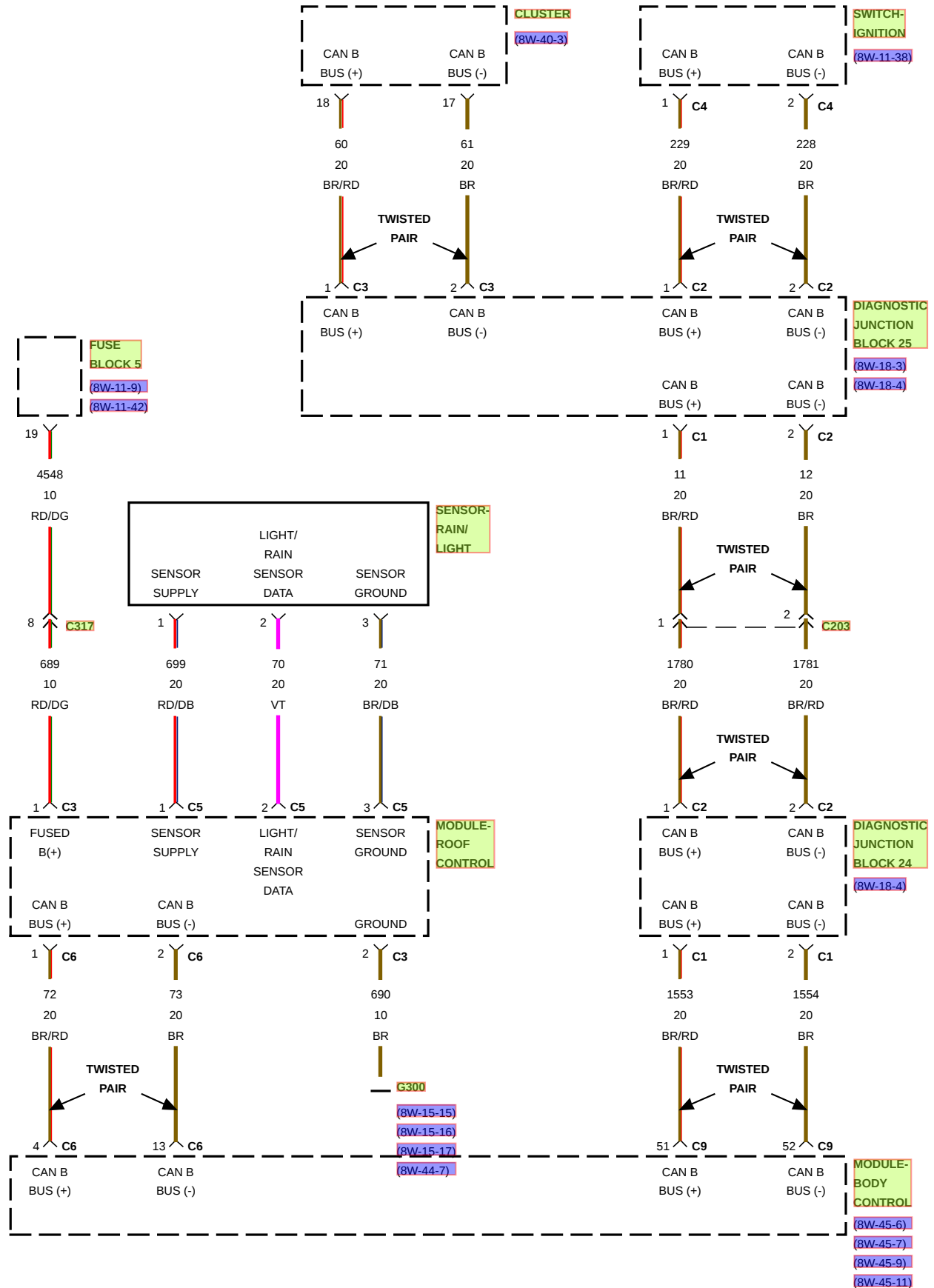


▽ BASE  
 ▽▽ EXCEPT BASE

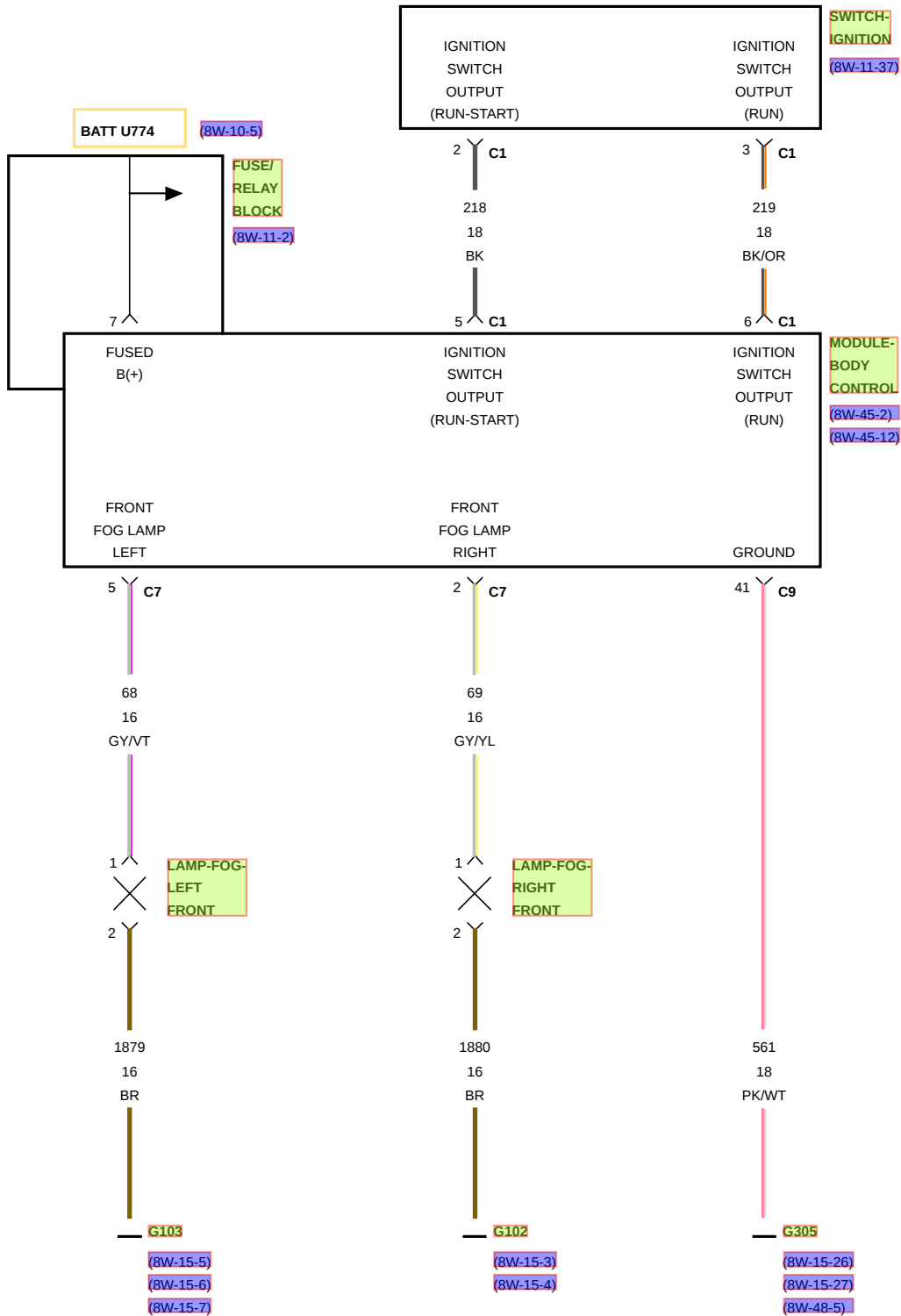


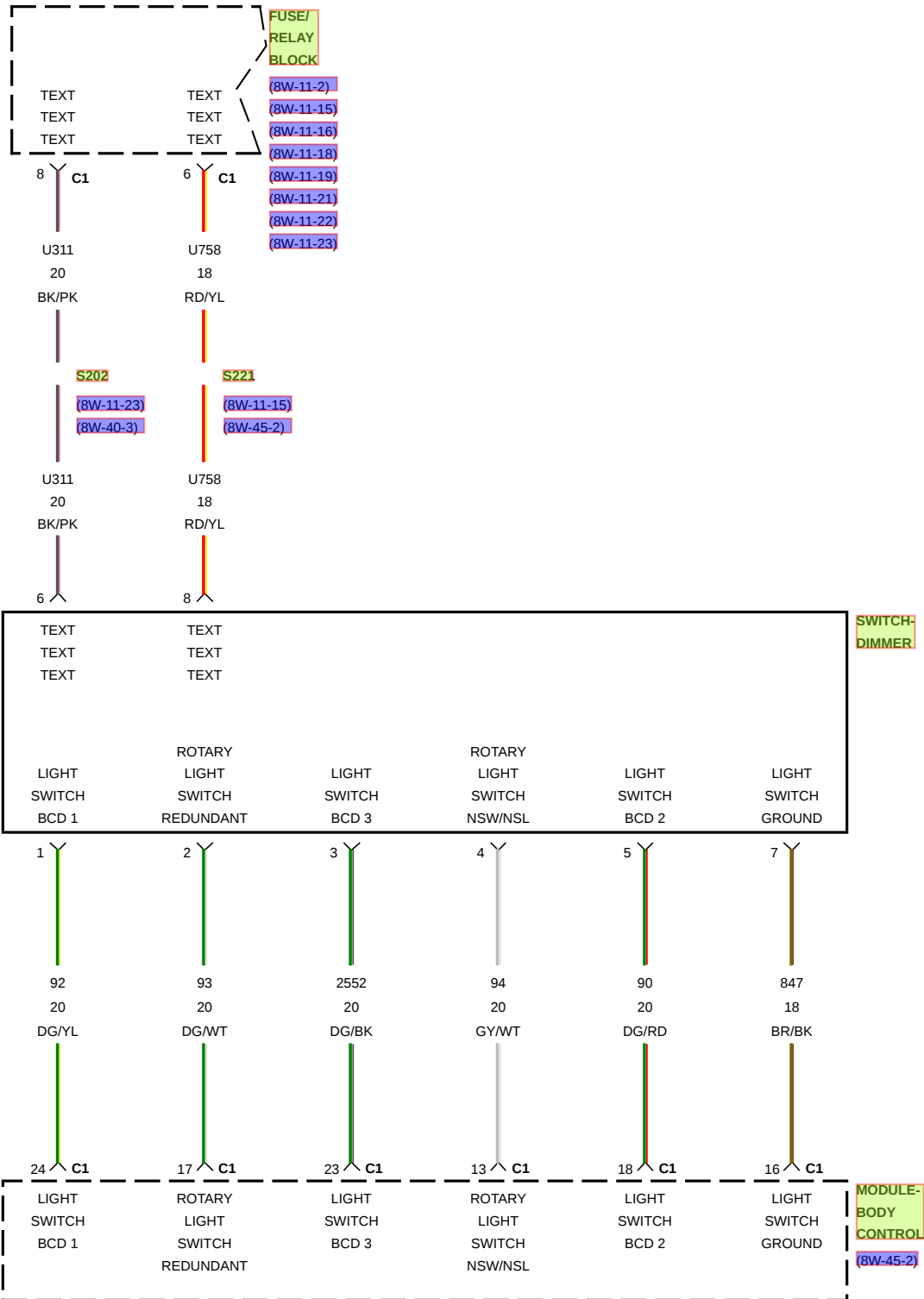




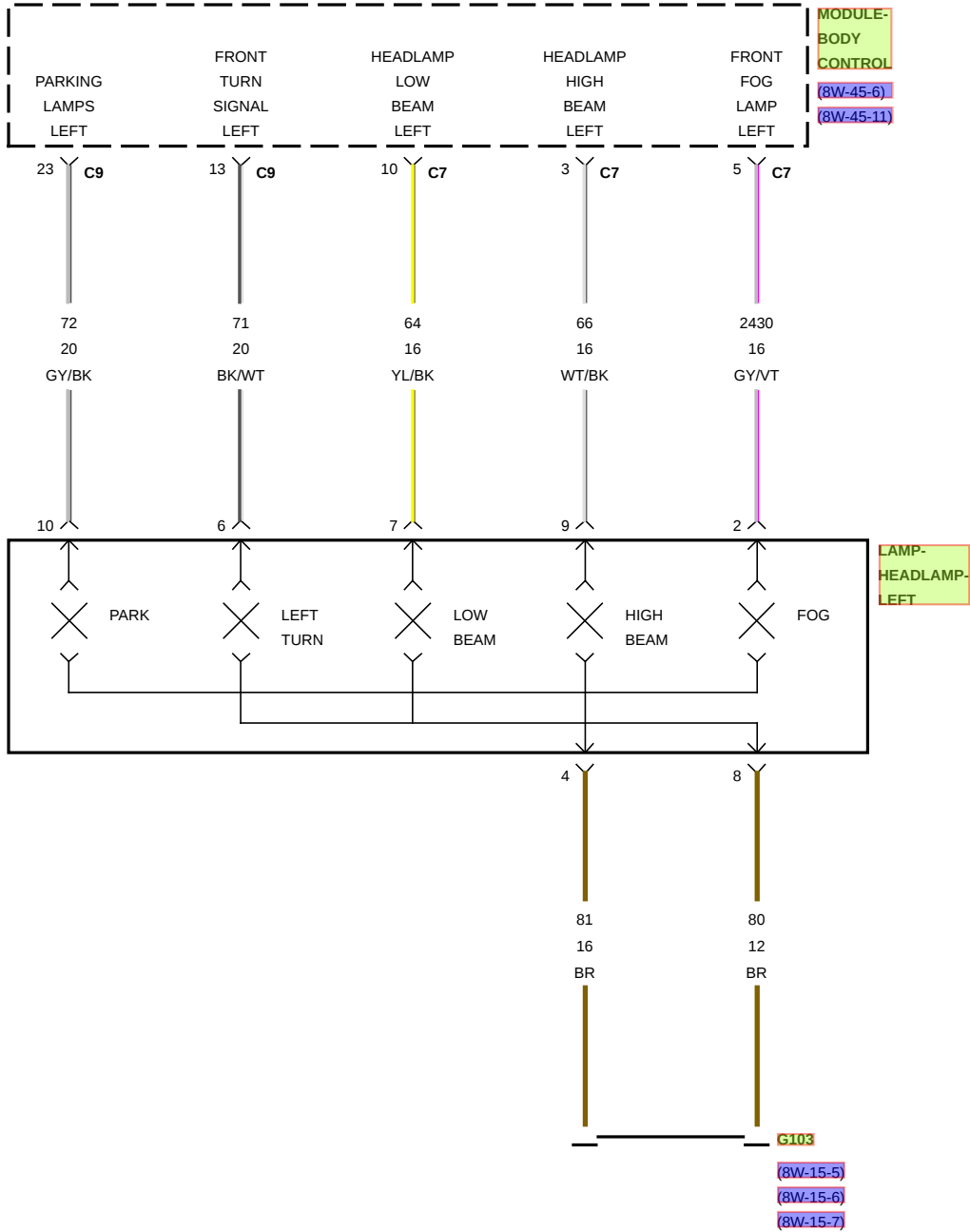




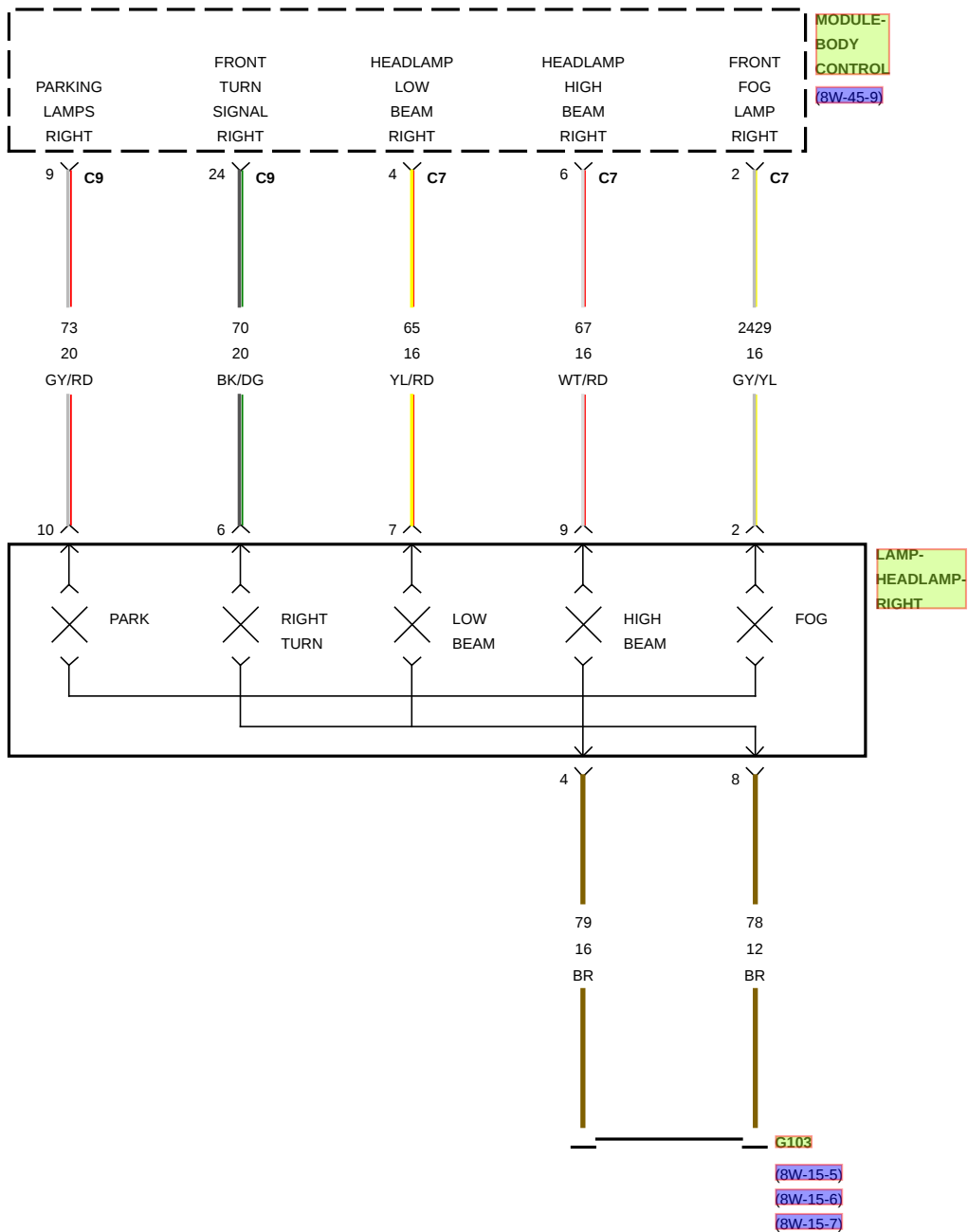




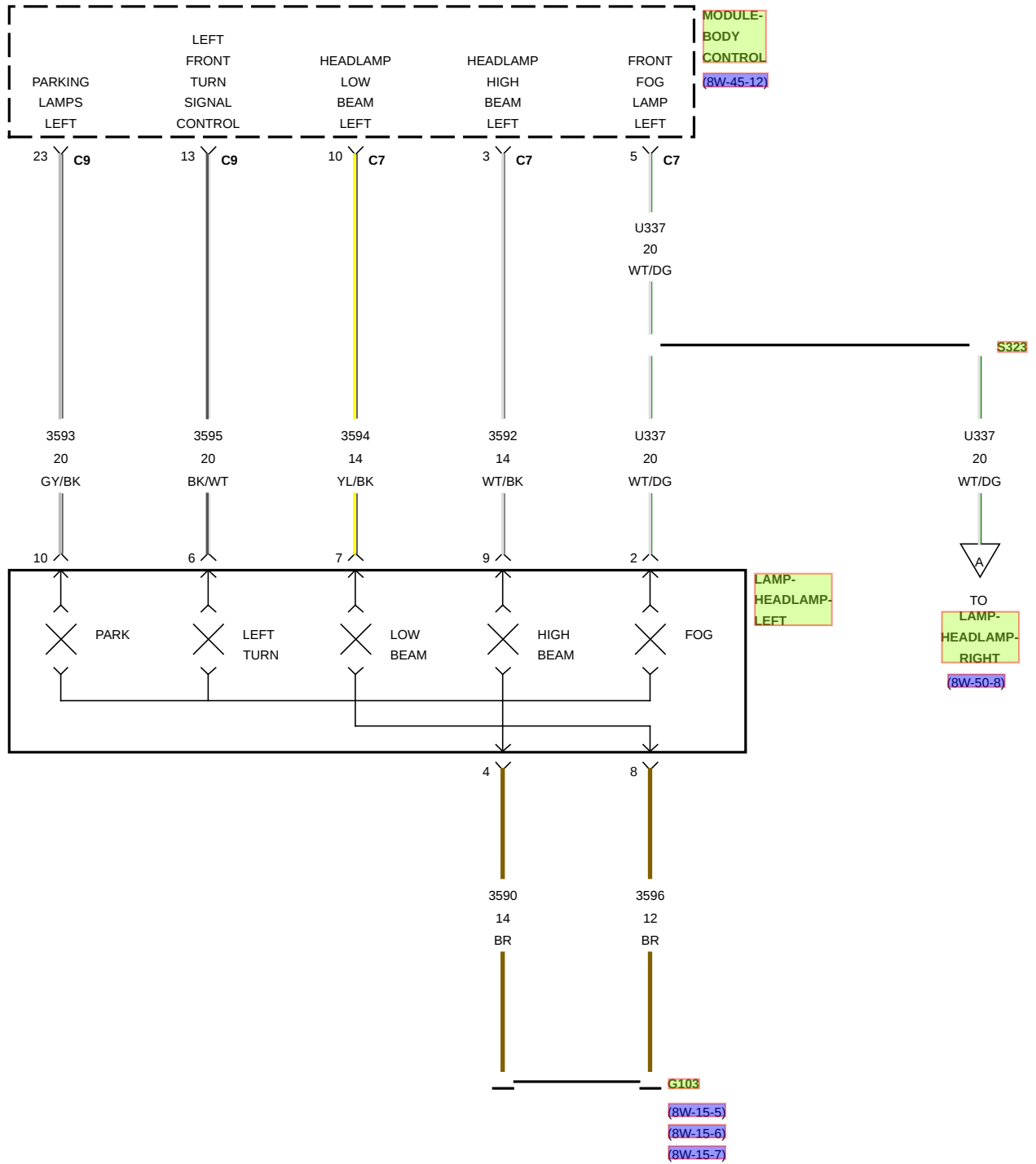
EXCEPT XENON



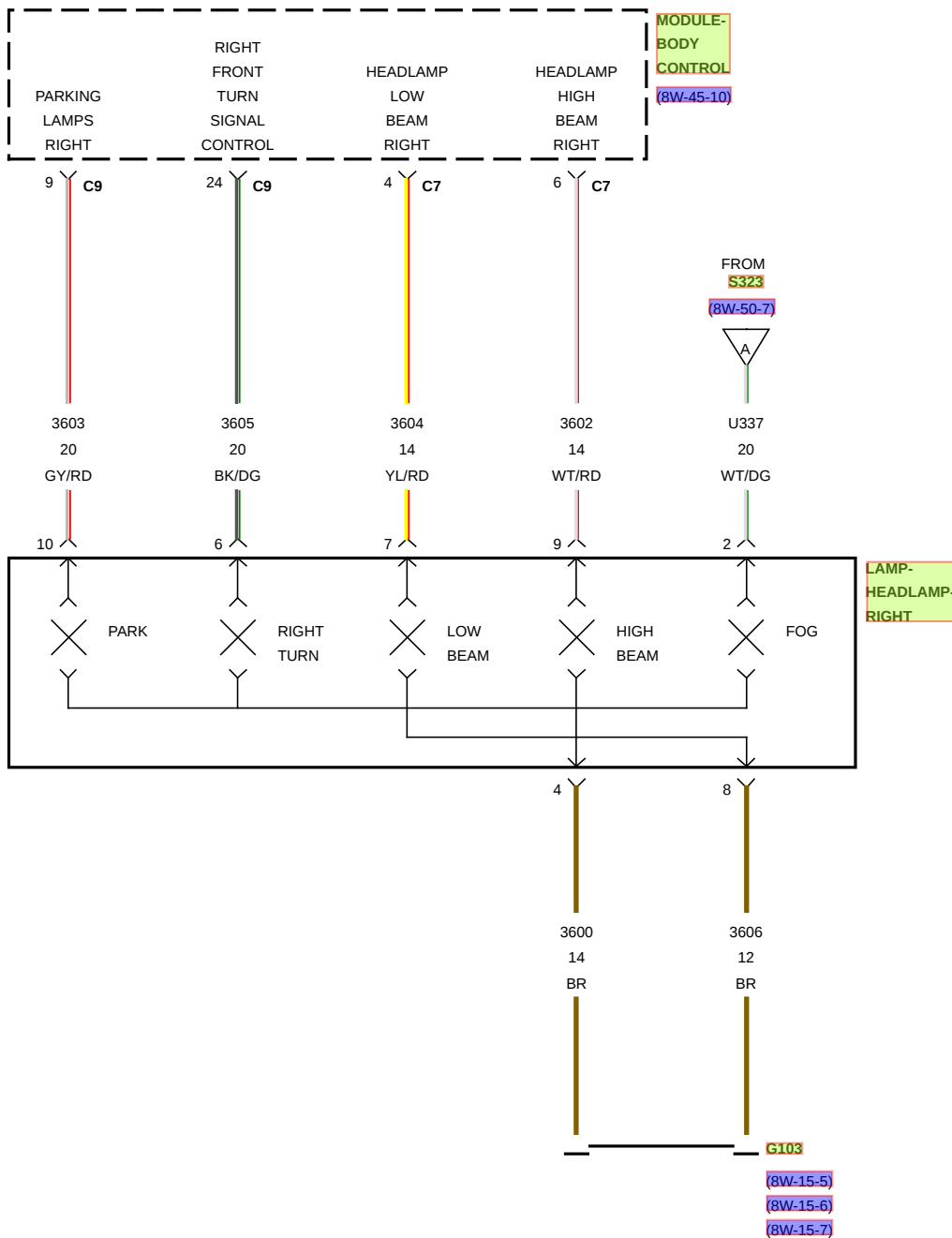
EXCEPT XENON



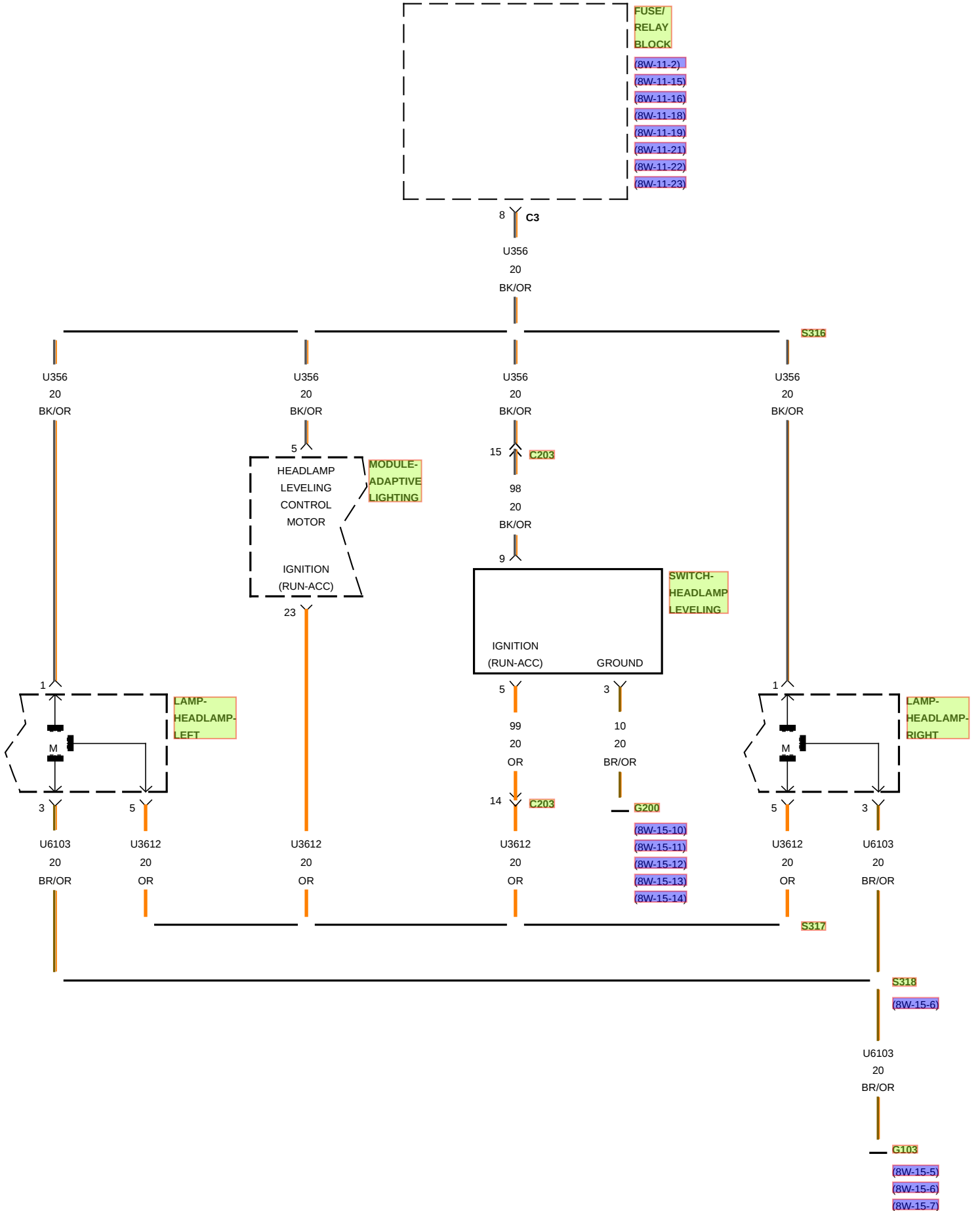
XENON



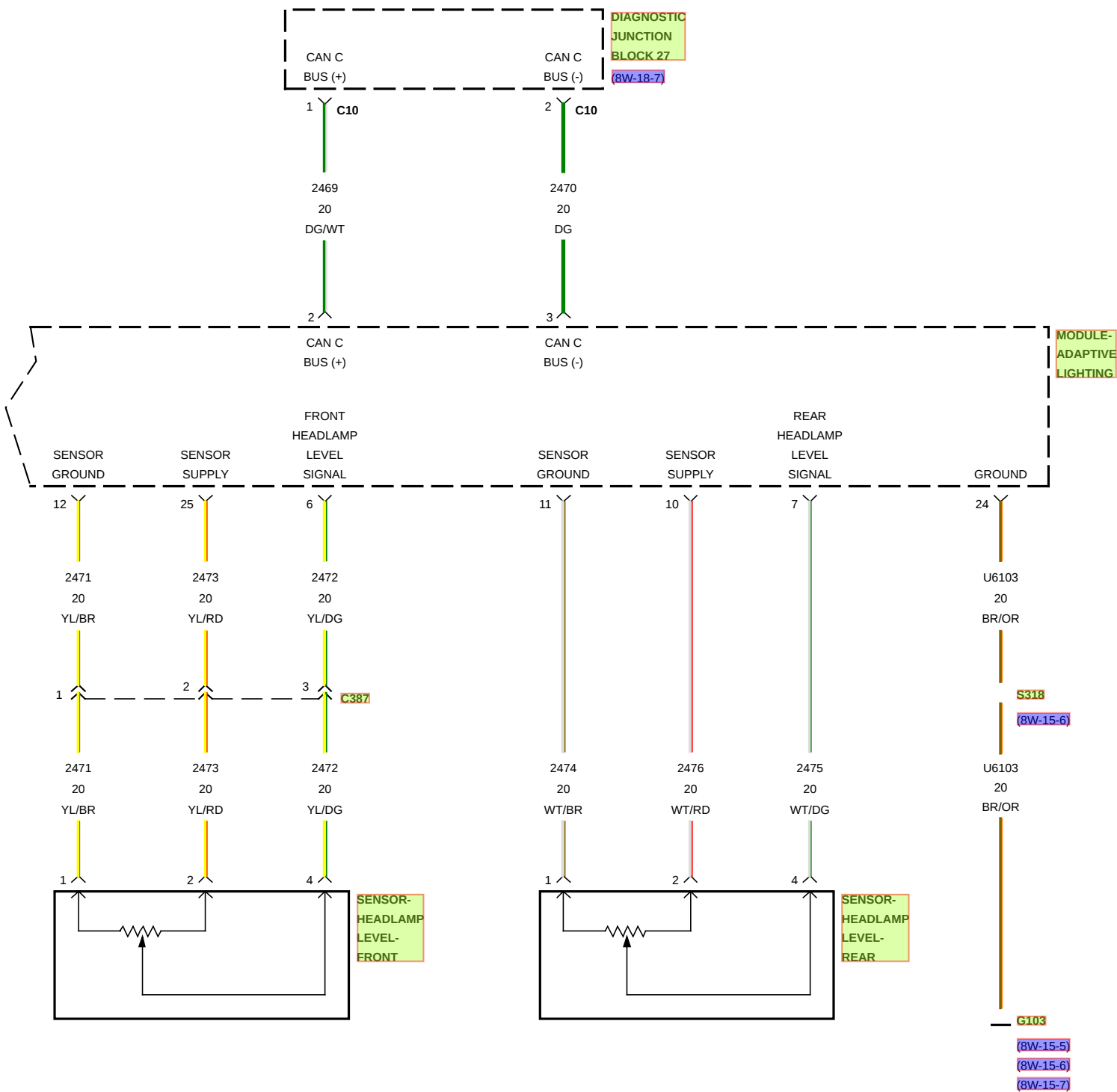
XENON



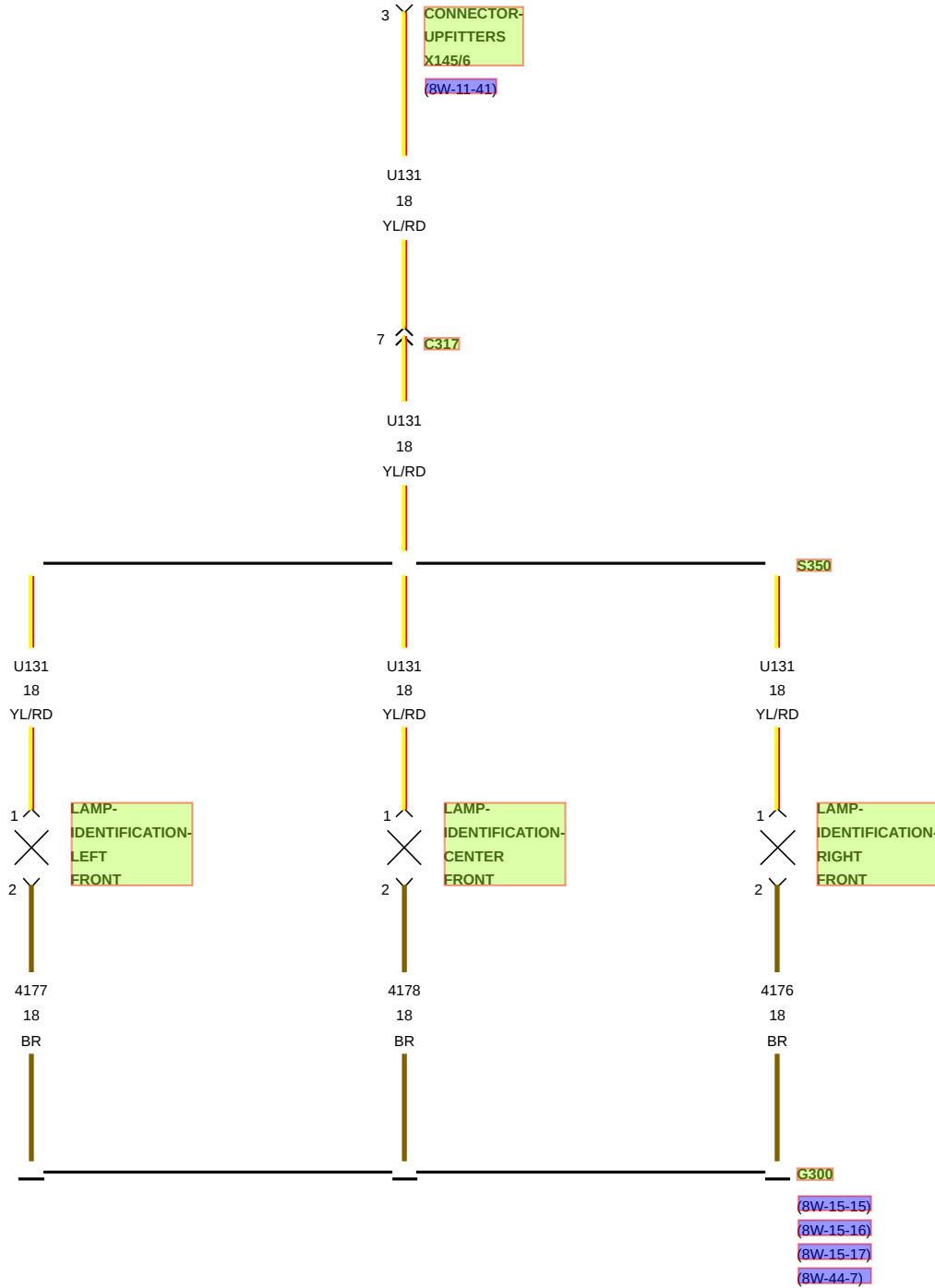
XENON

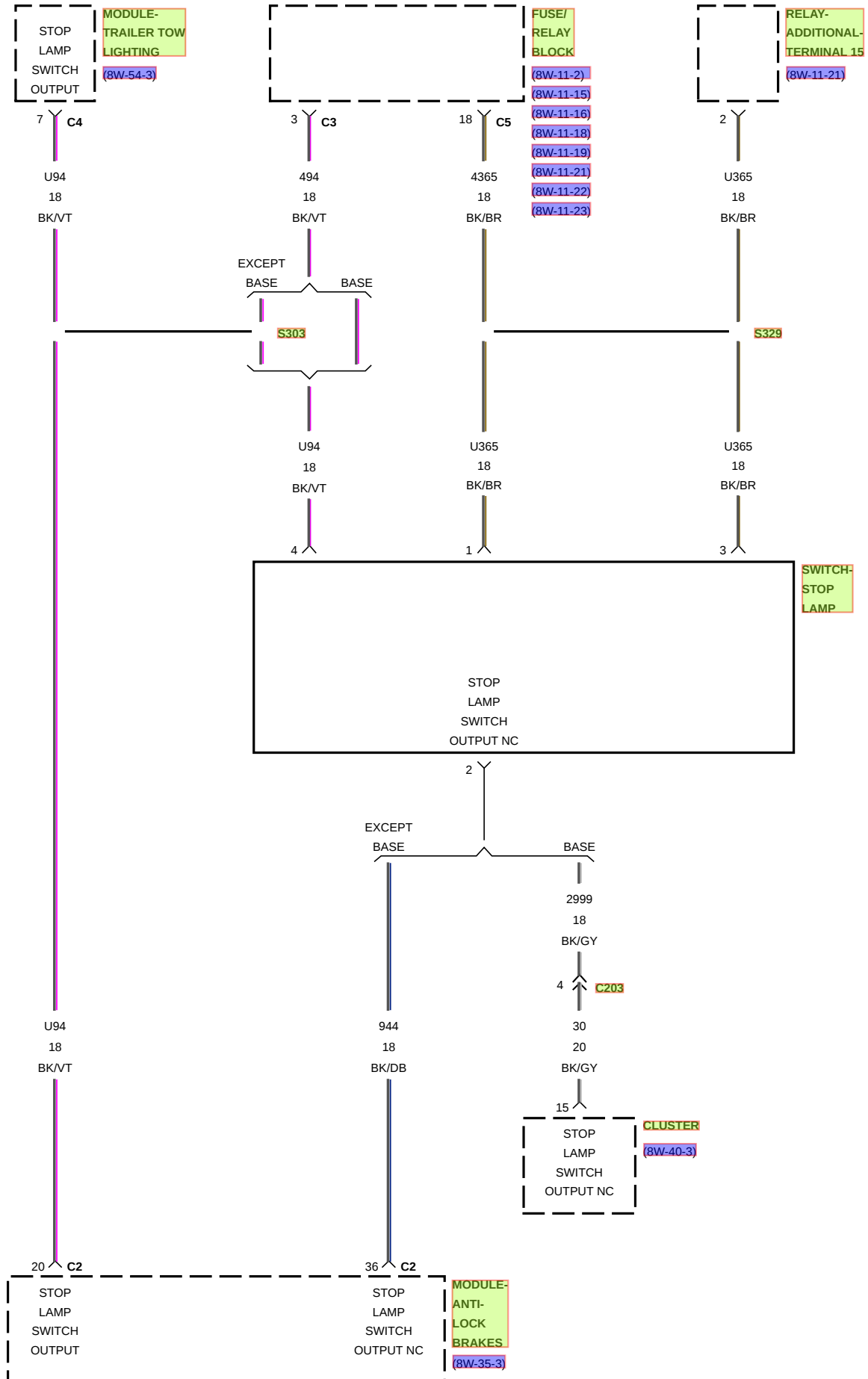


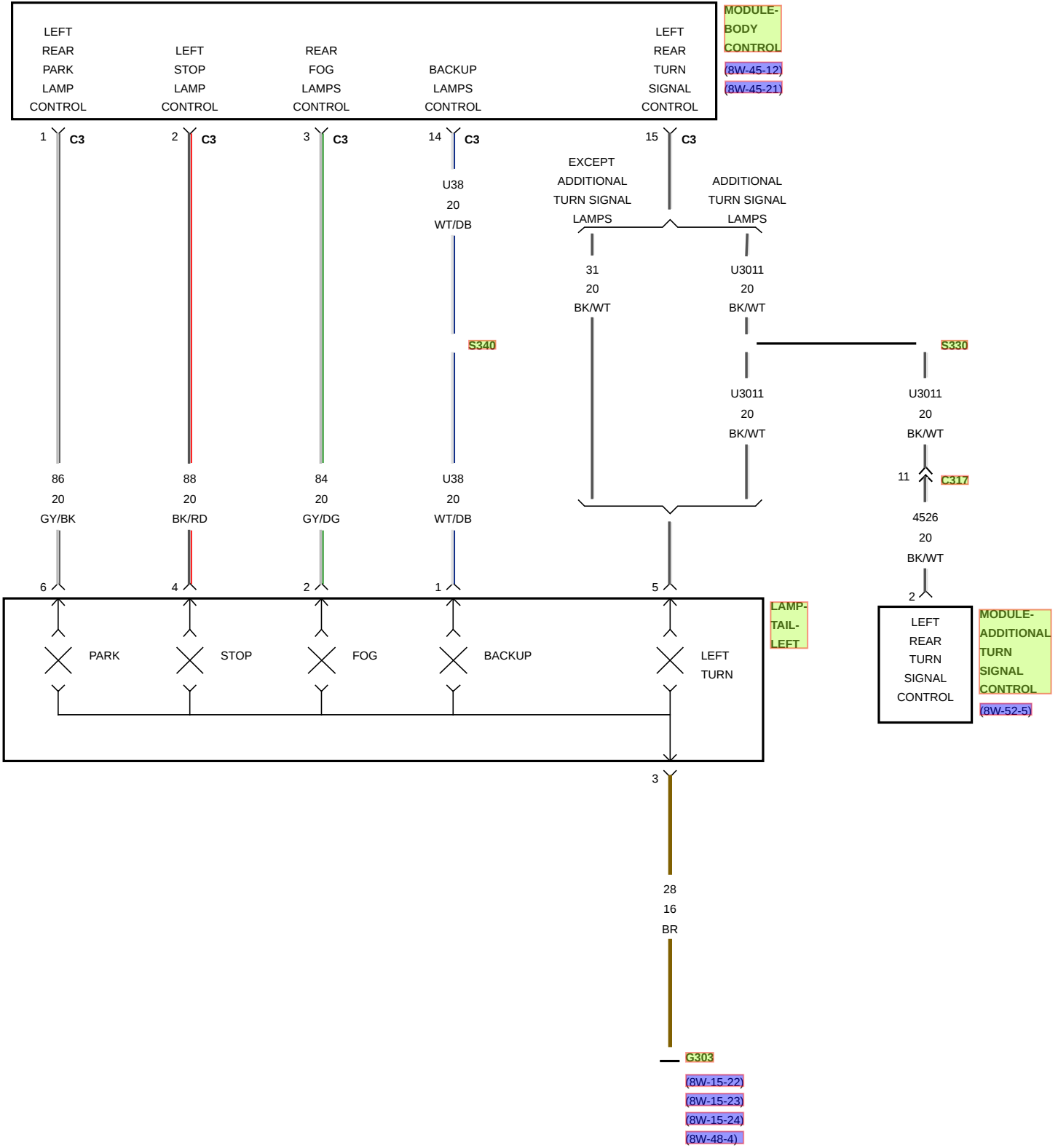
XENON



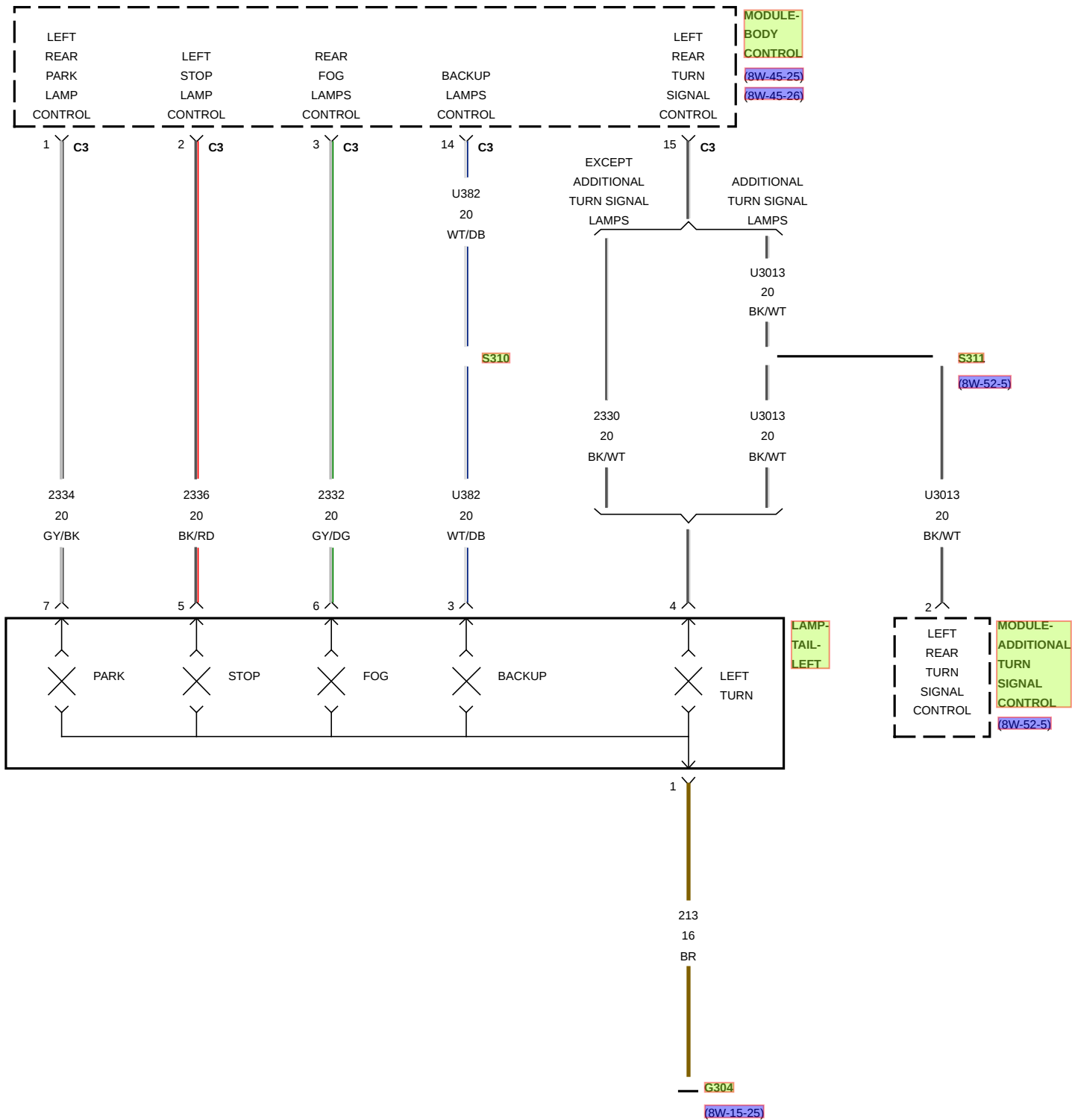






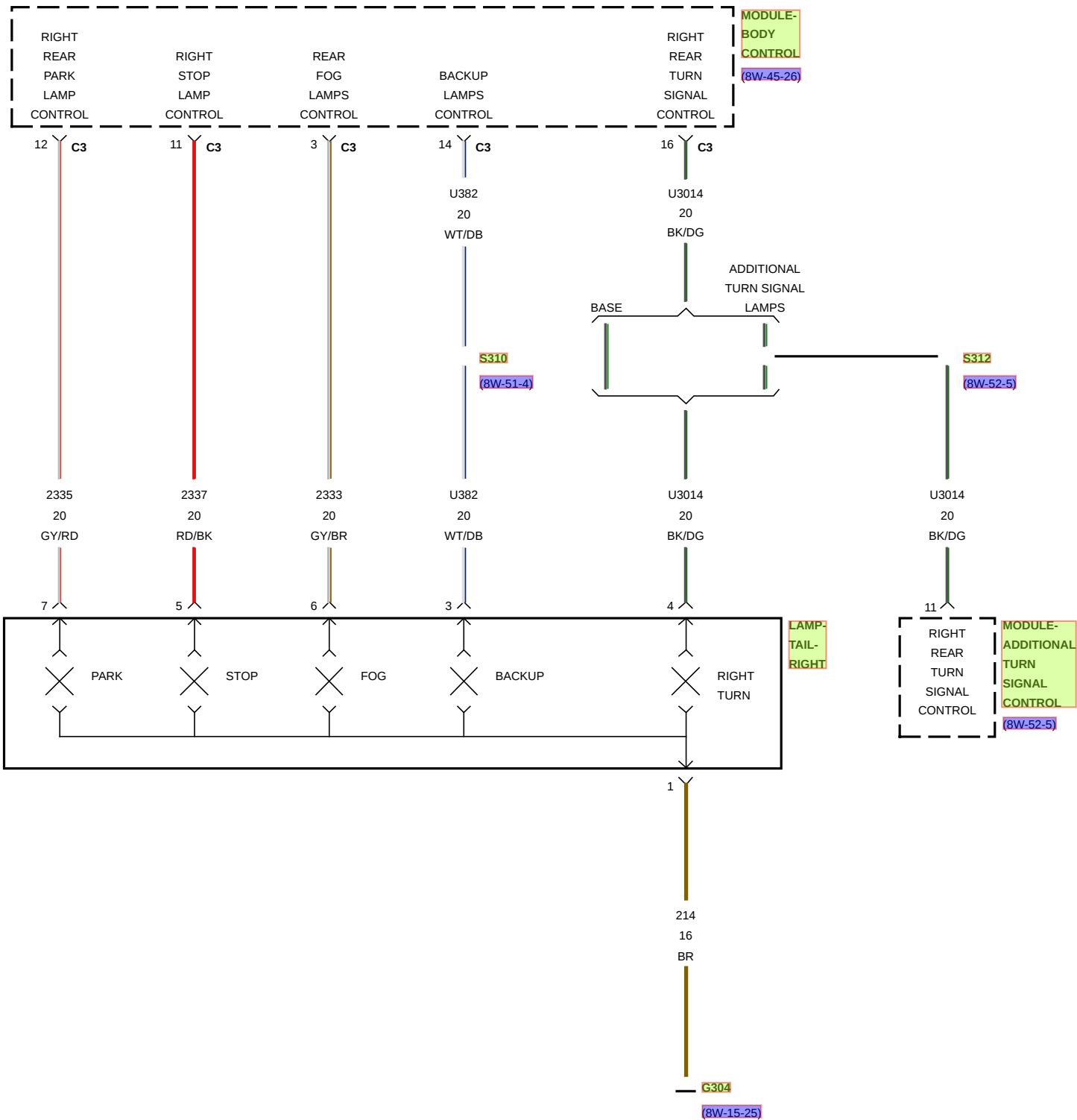


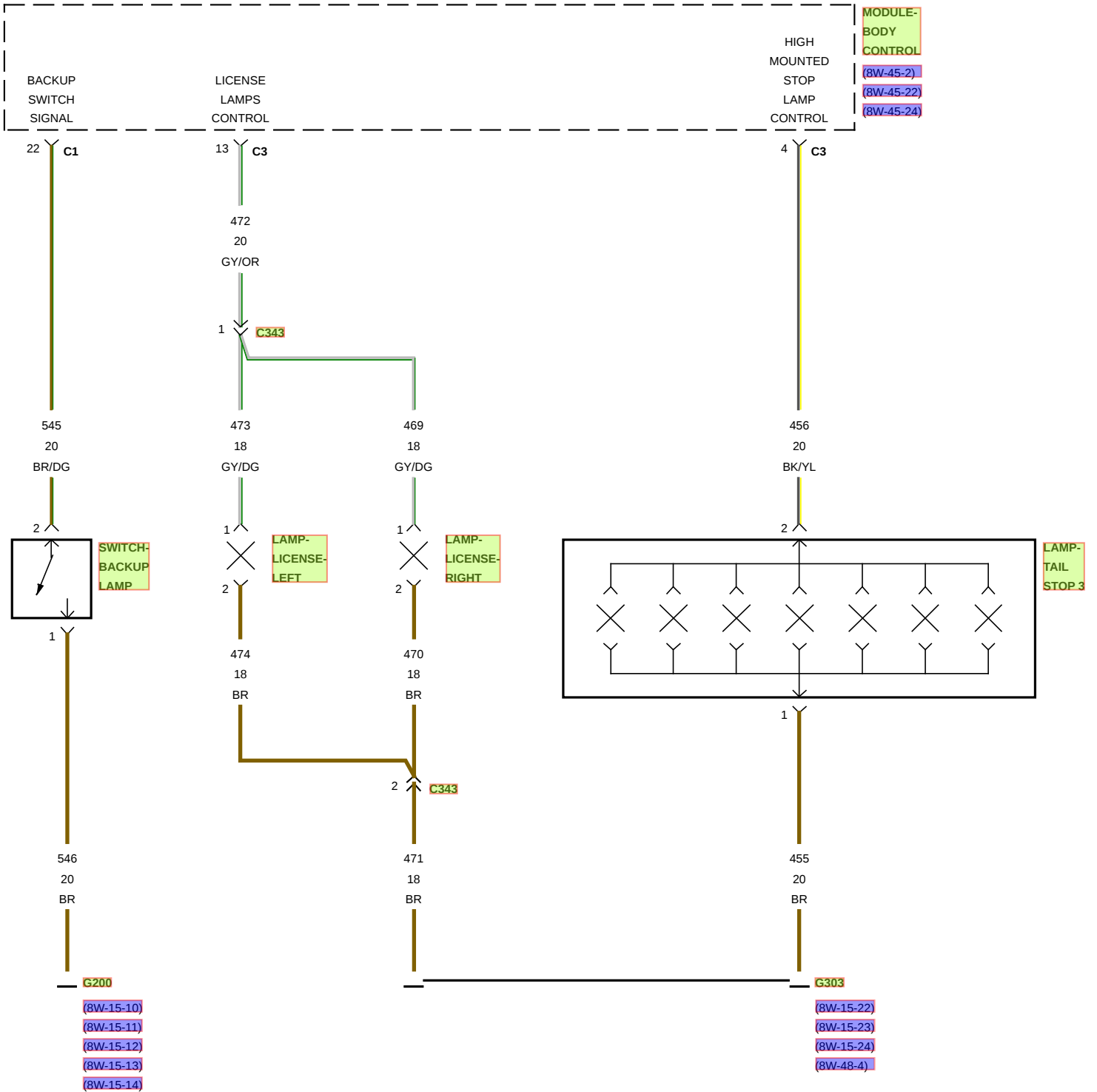
CHASSIS CAB

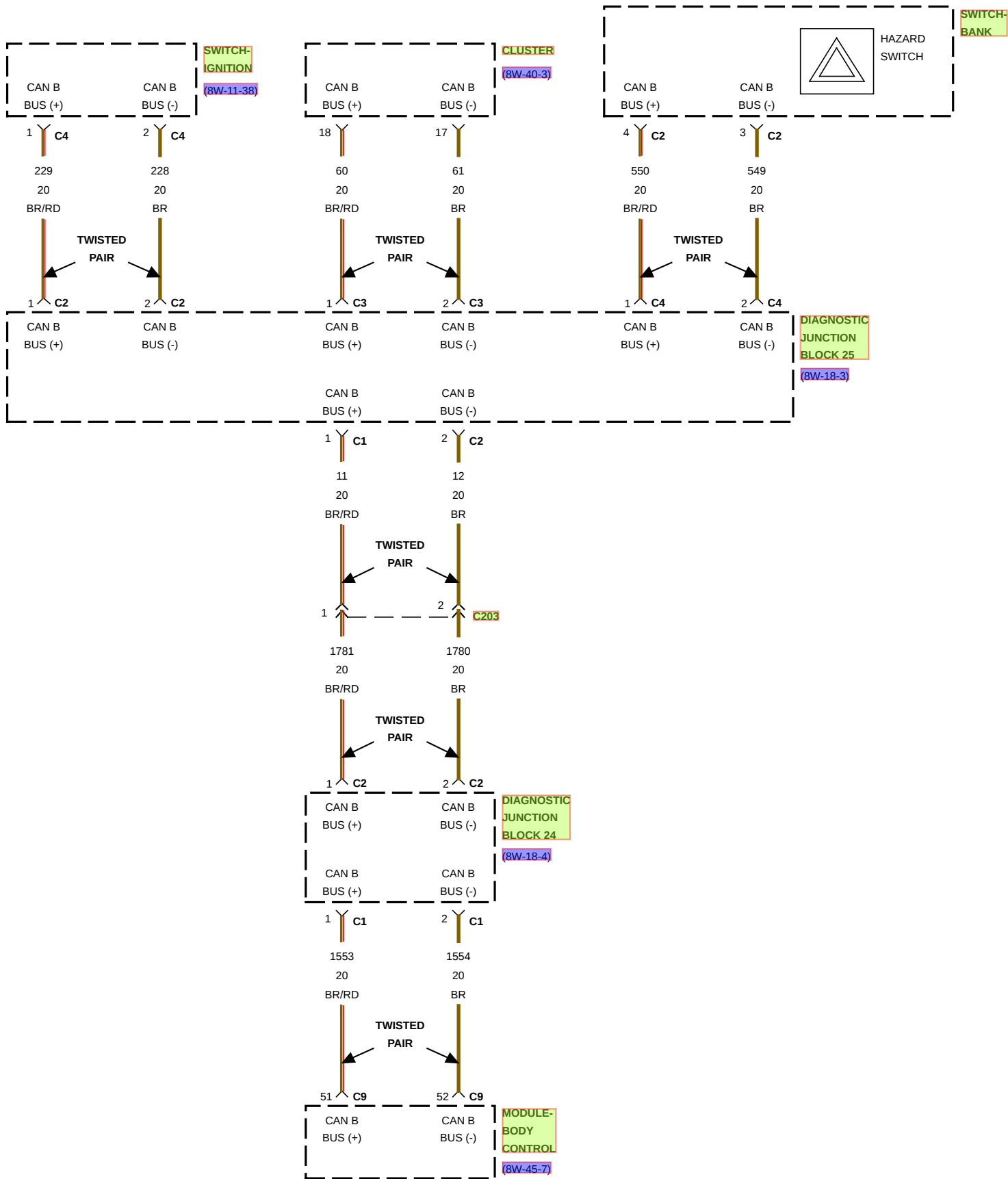




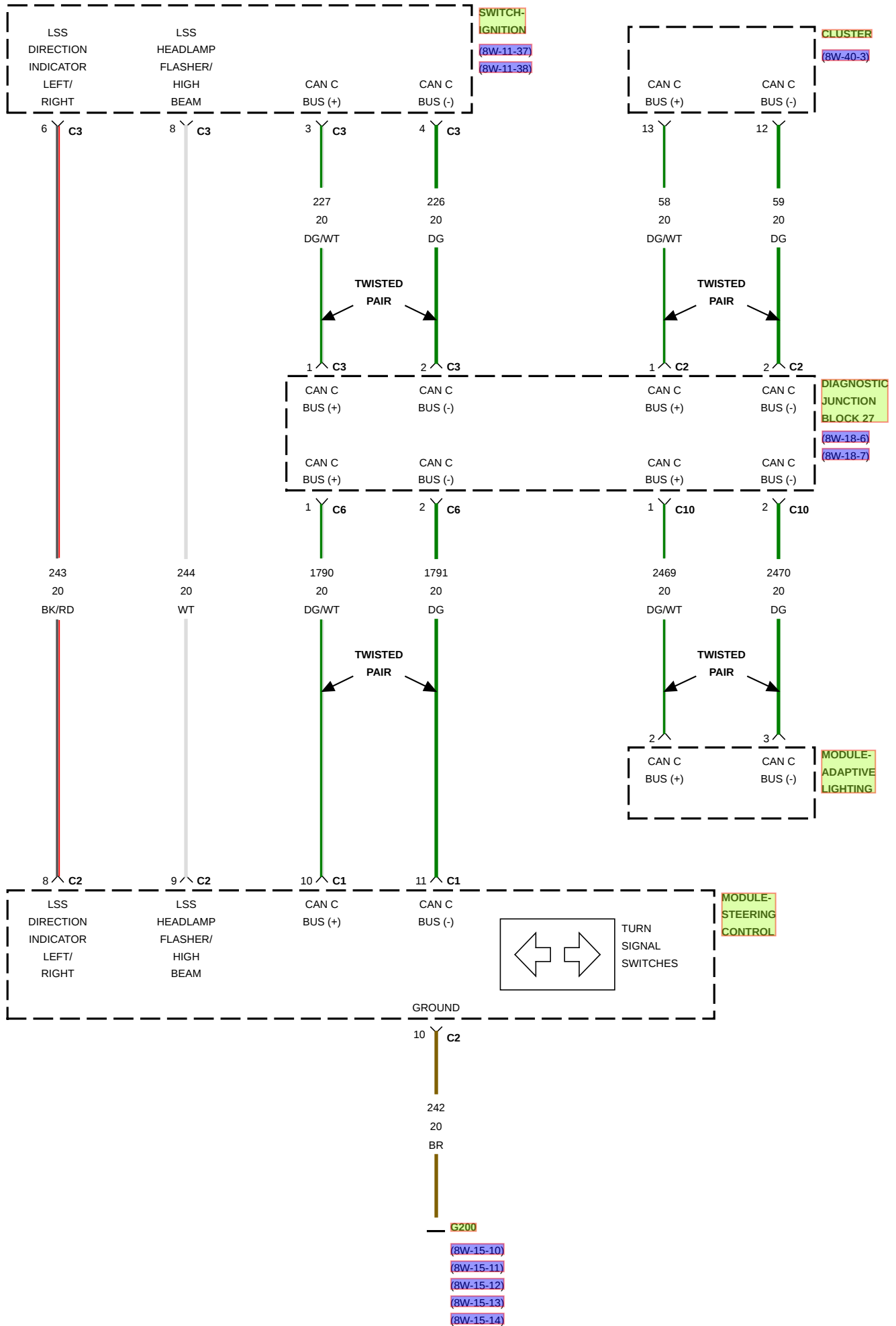
CHASSIS CAB

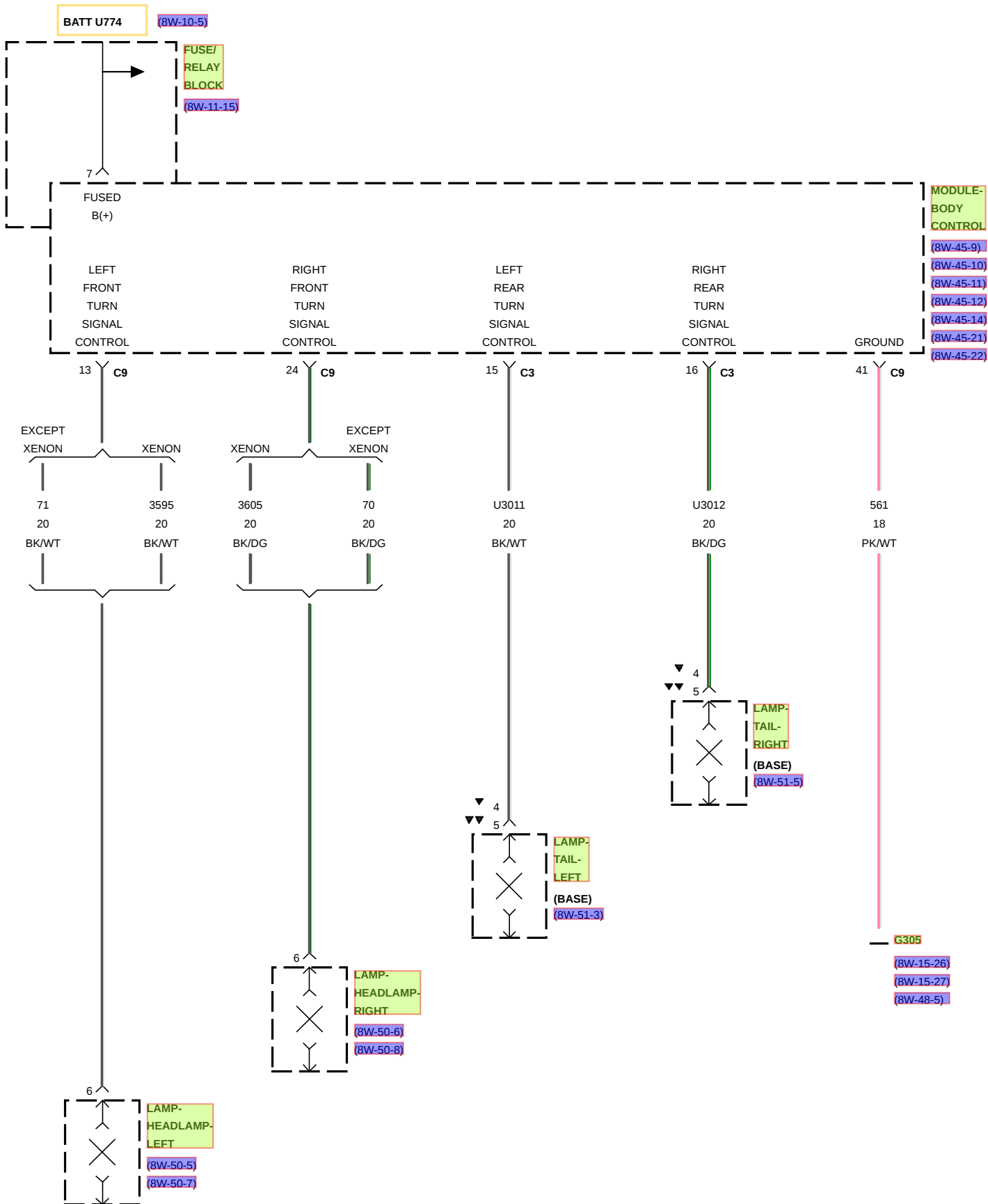






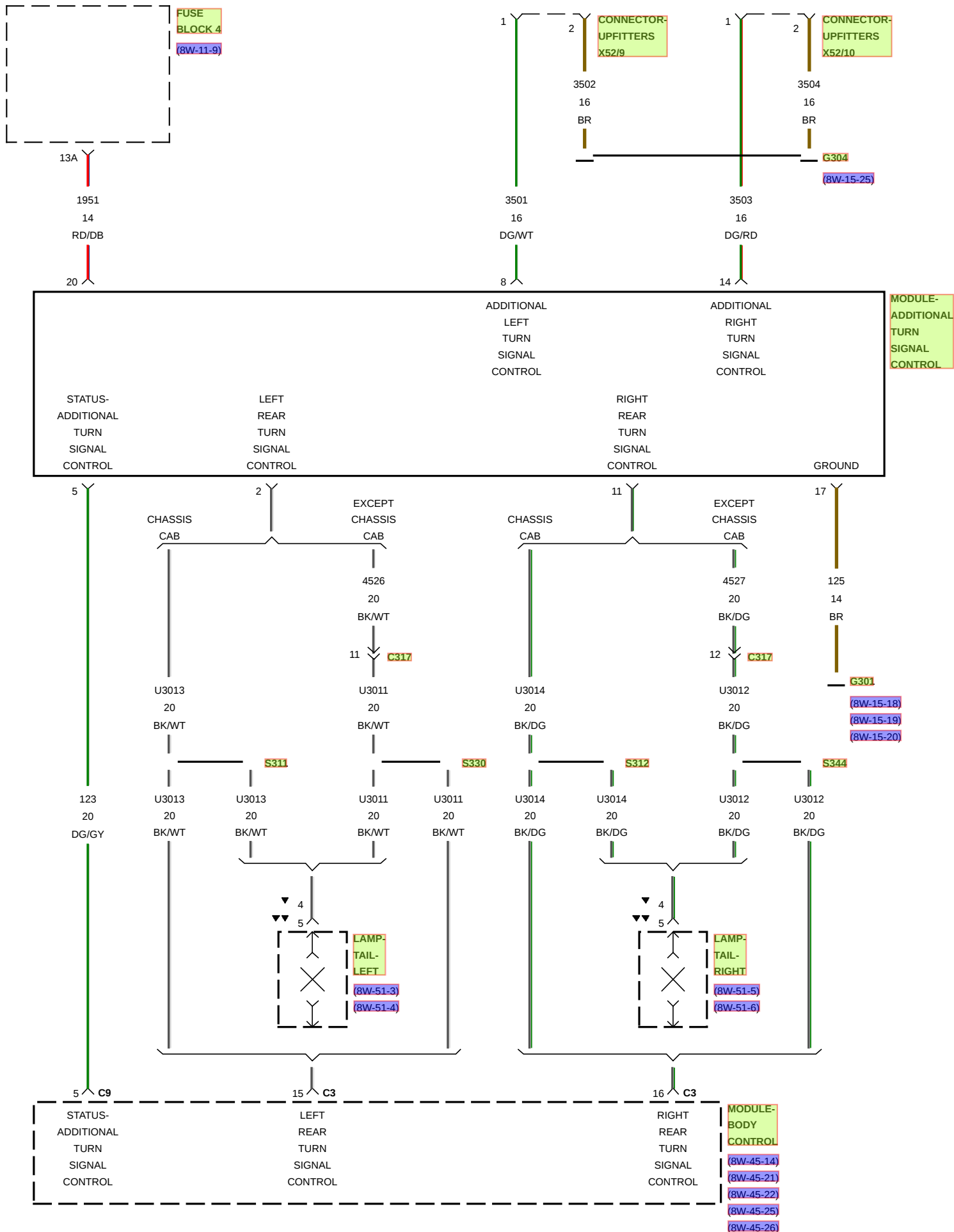




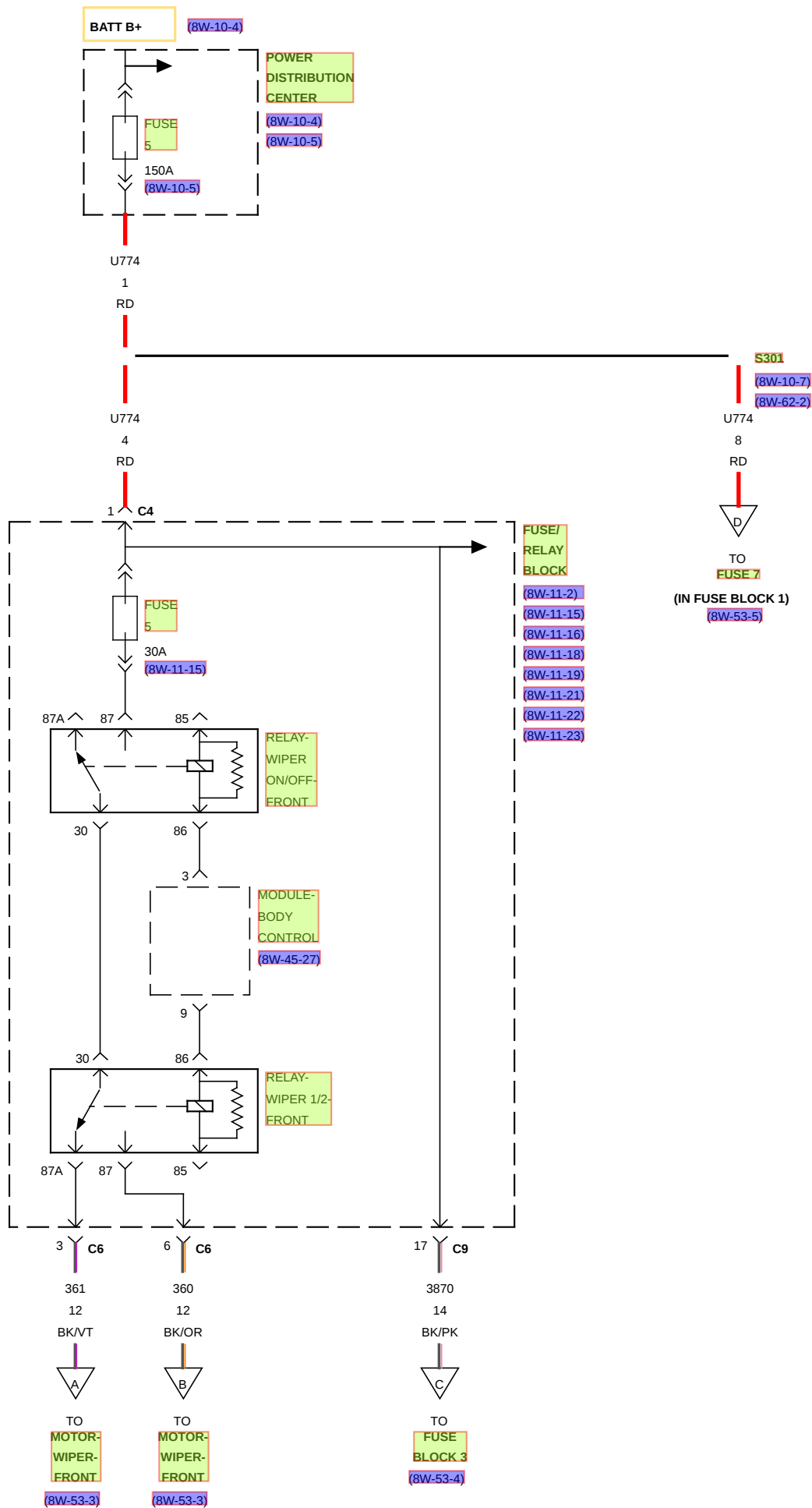


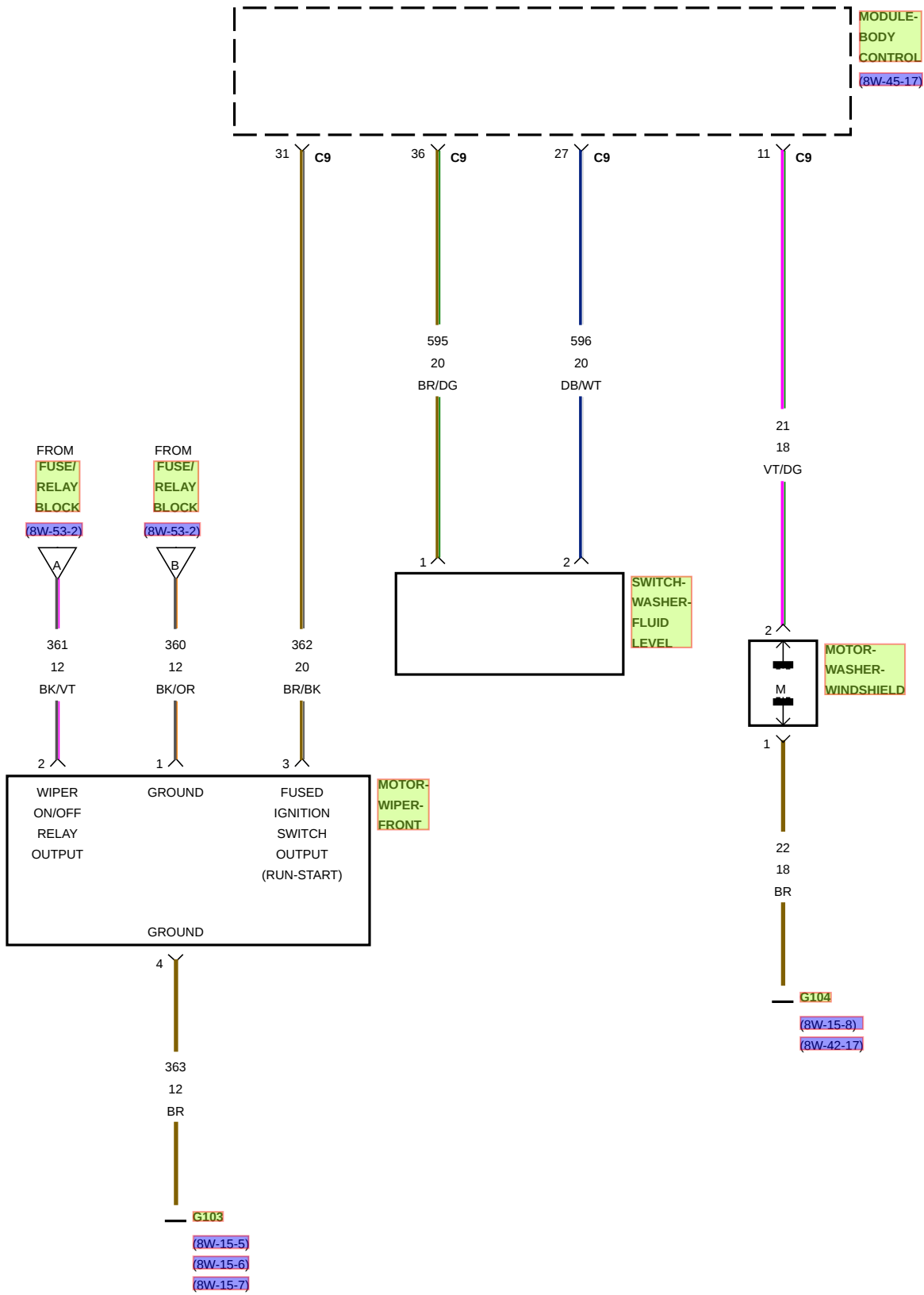
▼ CHASSIS CAB  
 ▼▼ EXCEPT CHASSIS CAB

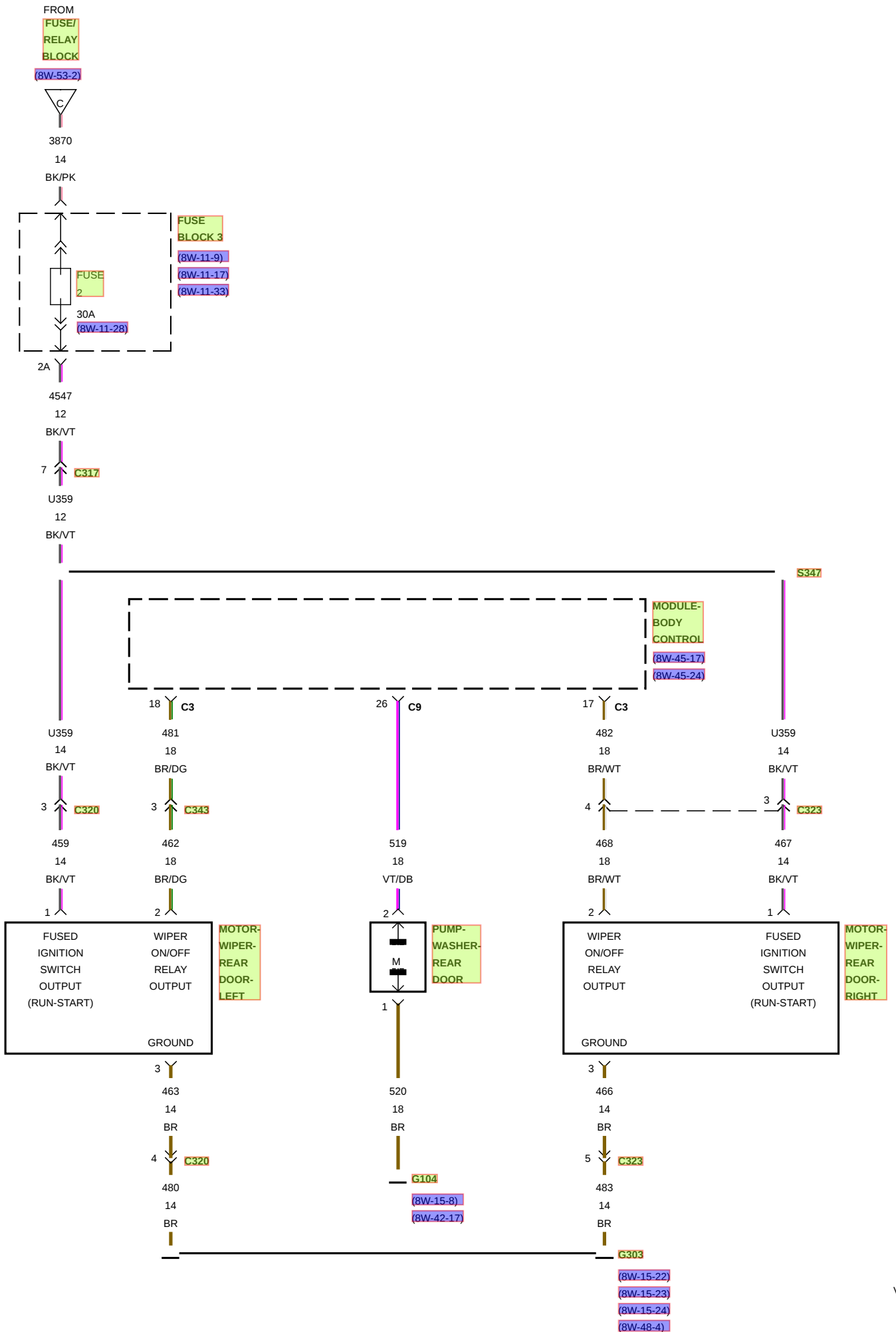
ADDITIONAL TURN SIGNAL LAMPS

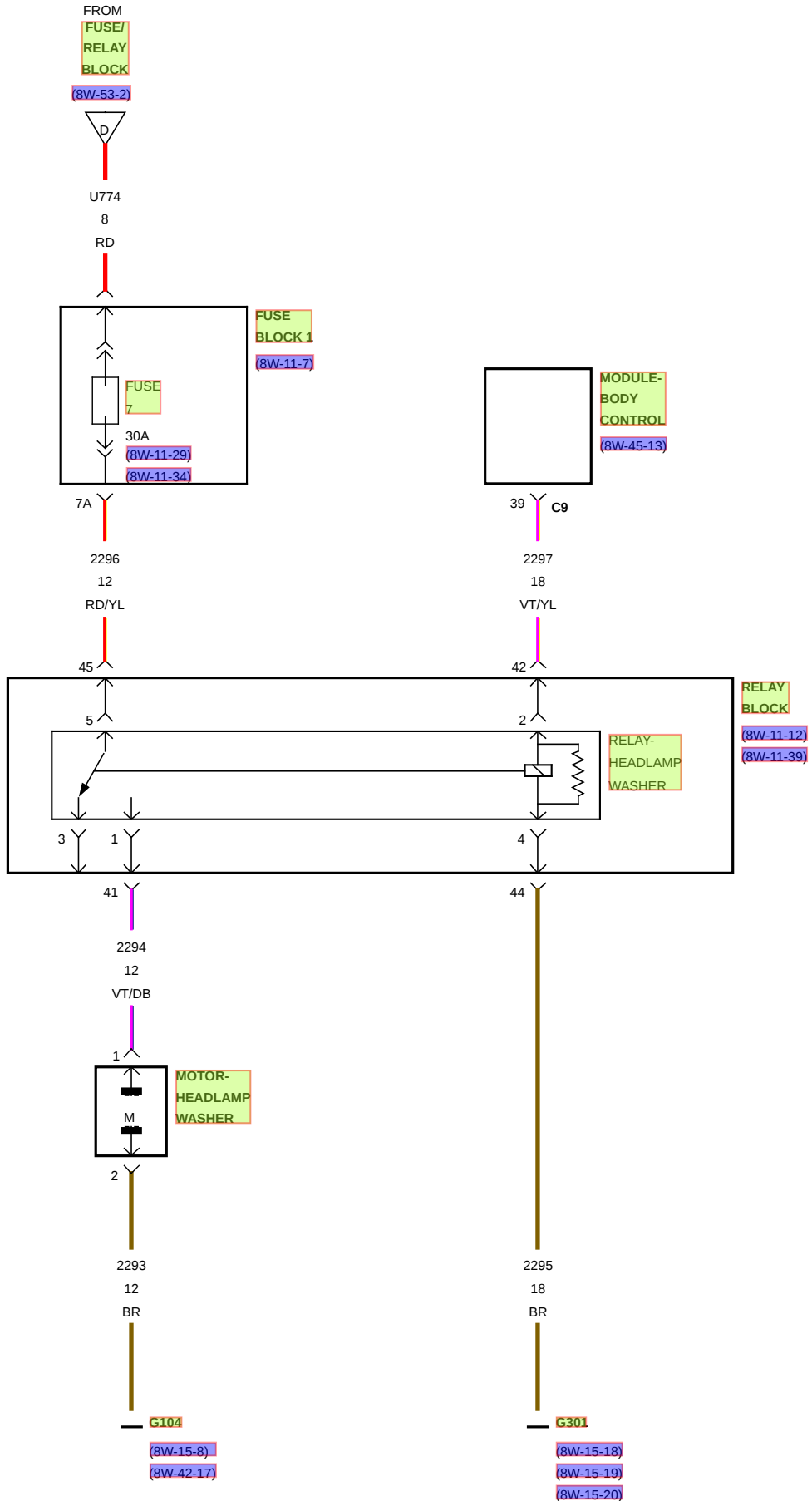


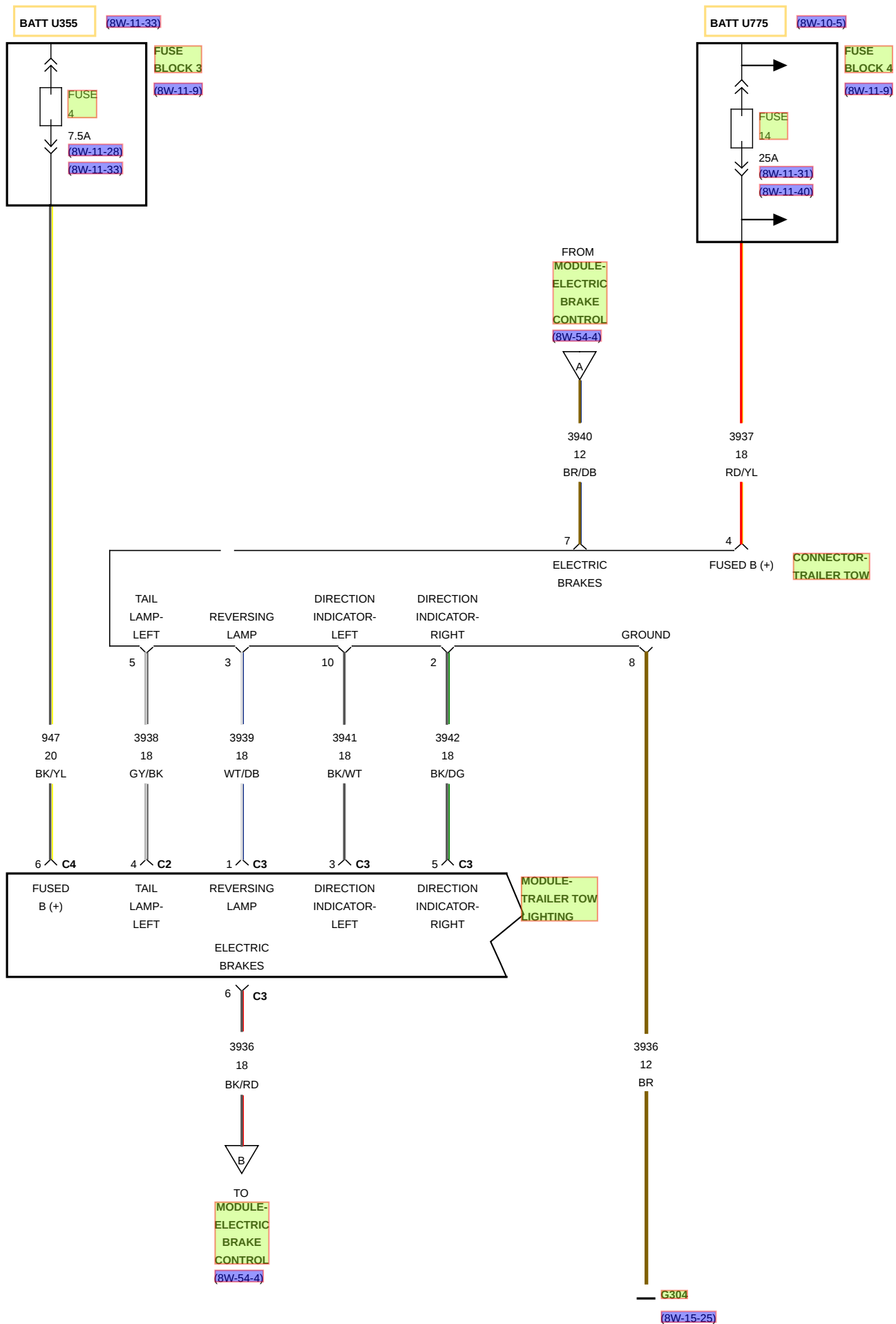
▼ CHASSIS CAB  
 ▼▼ EXCEPT CHASSIS CAB



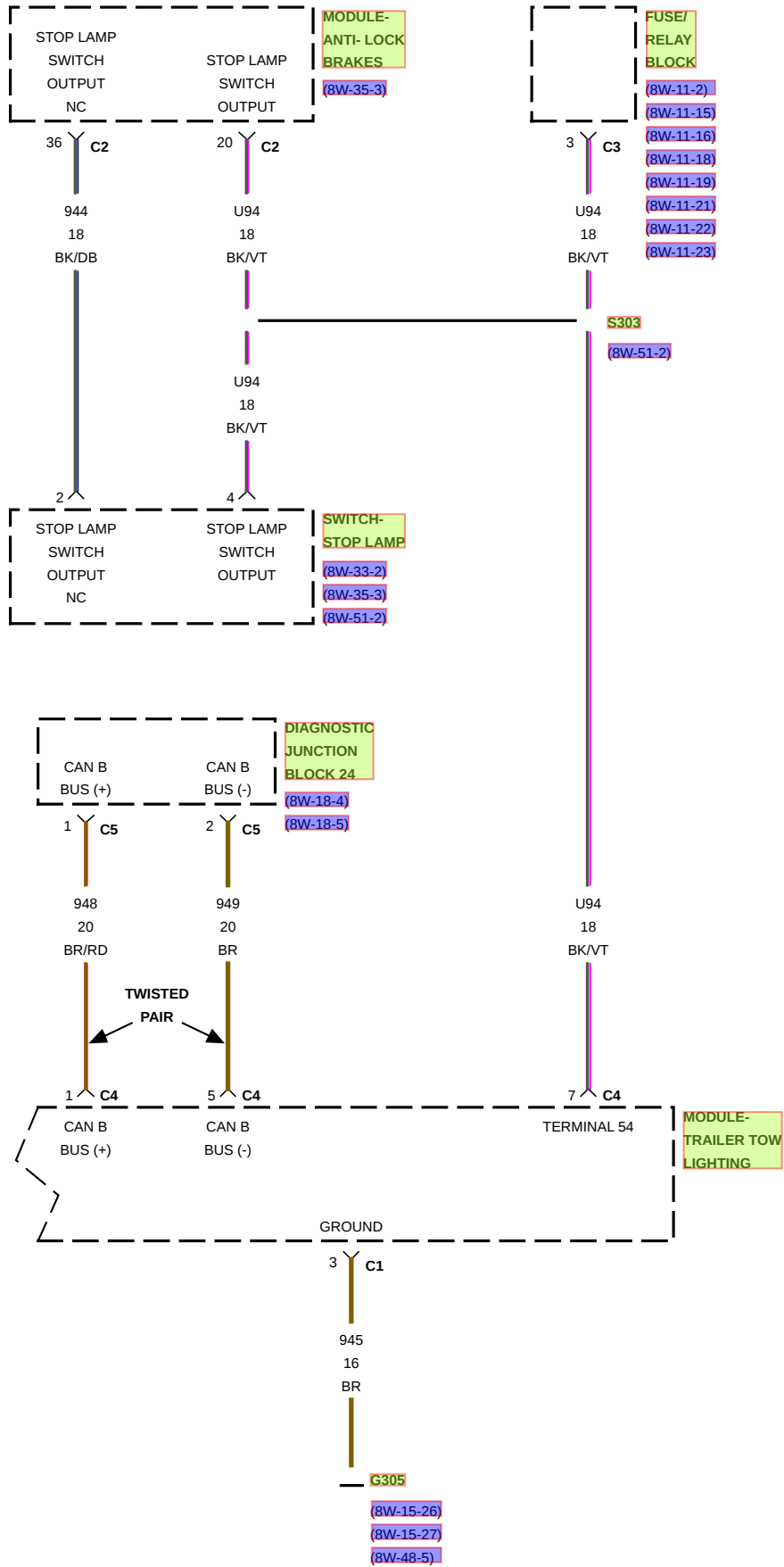


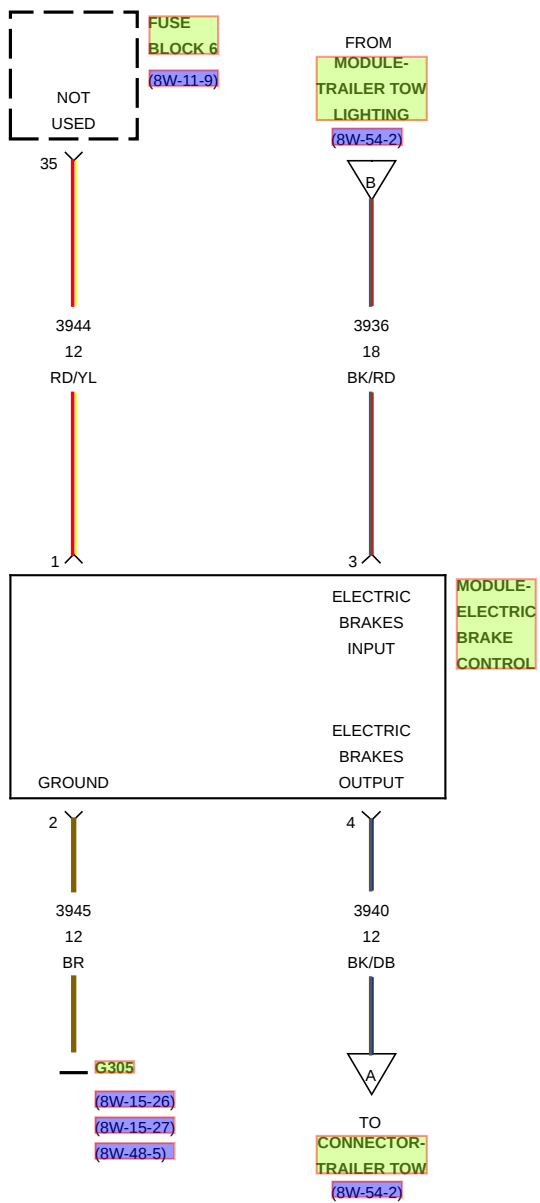




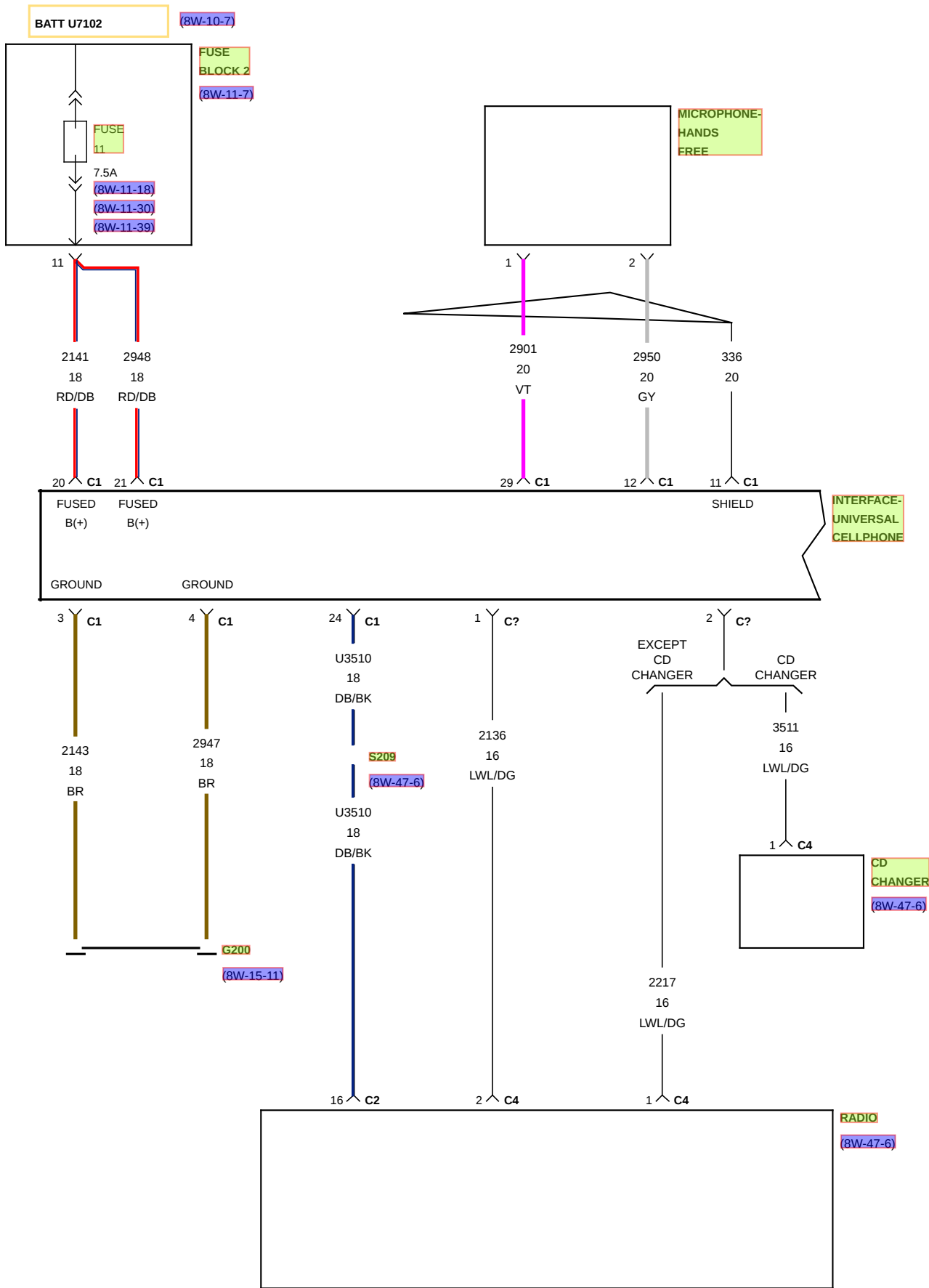




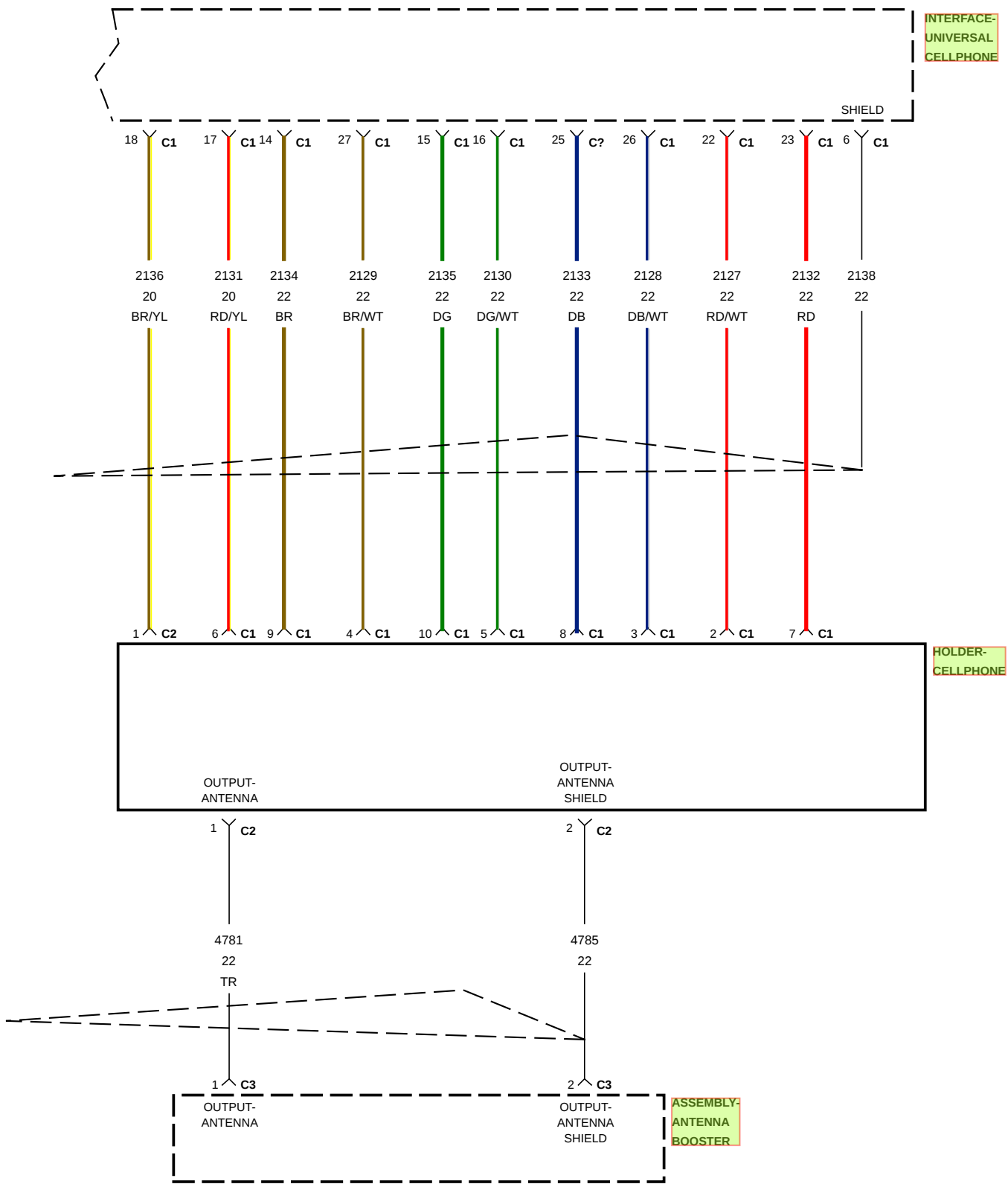




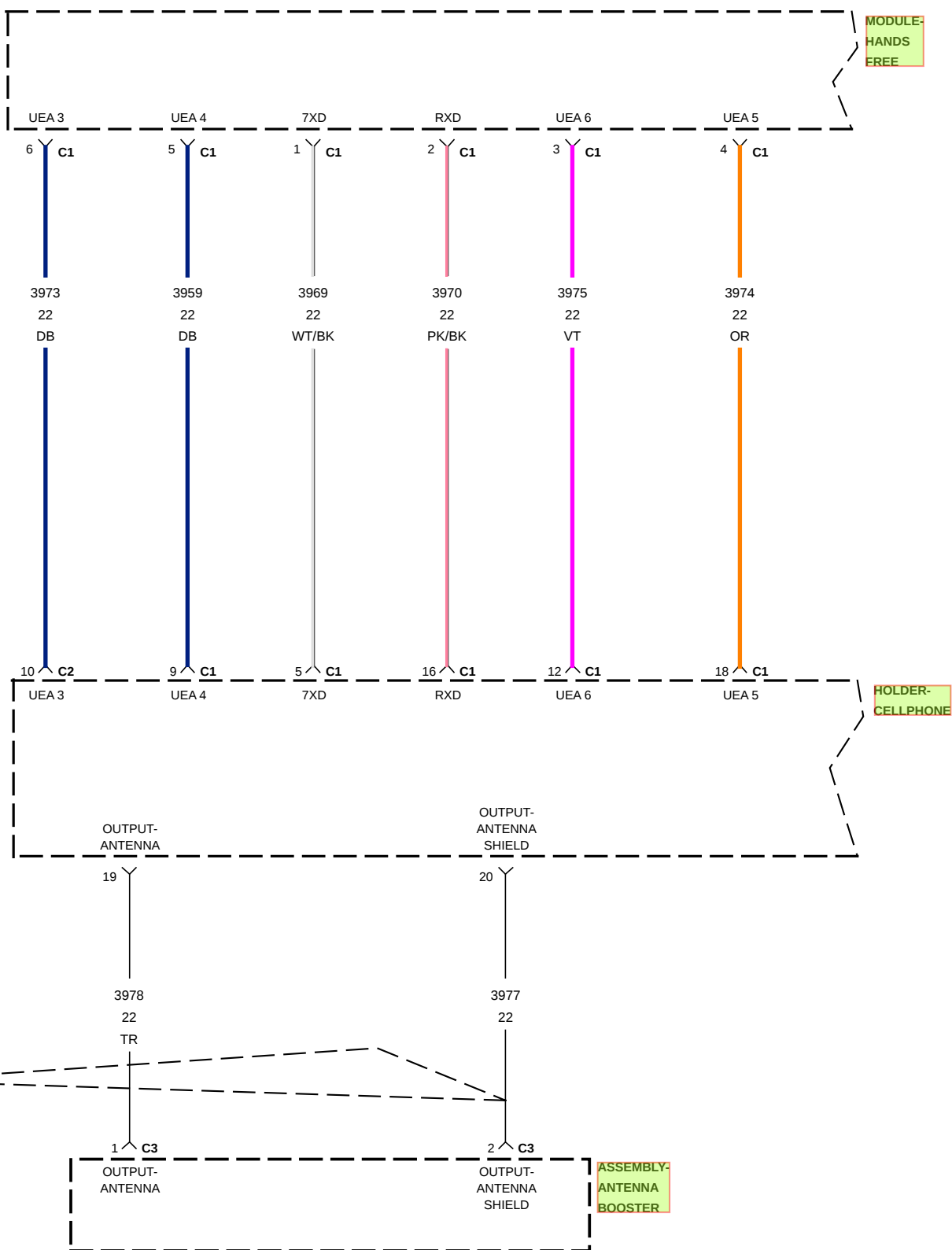
LINKED



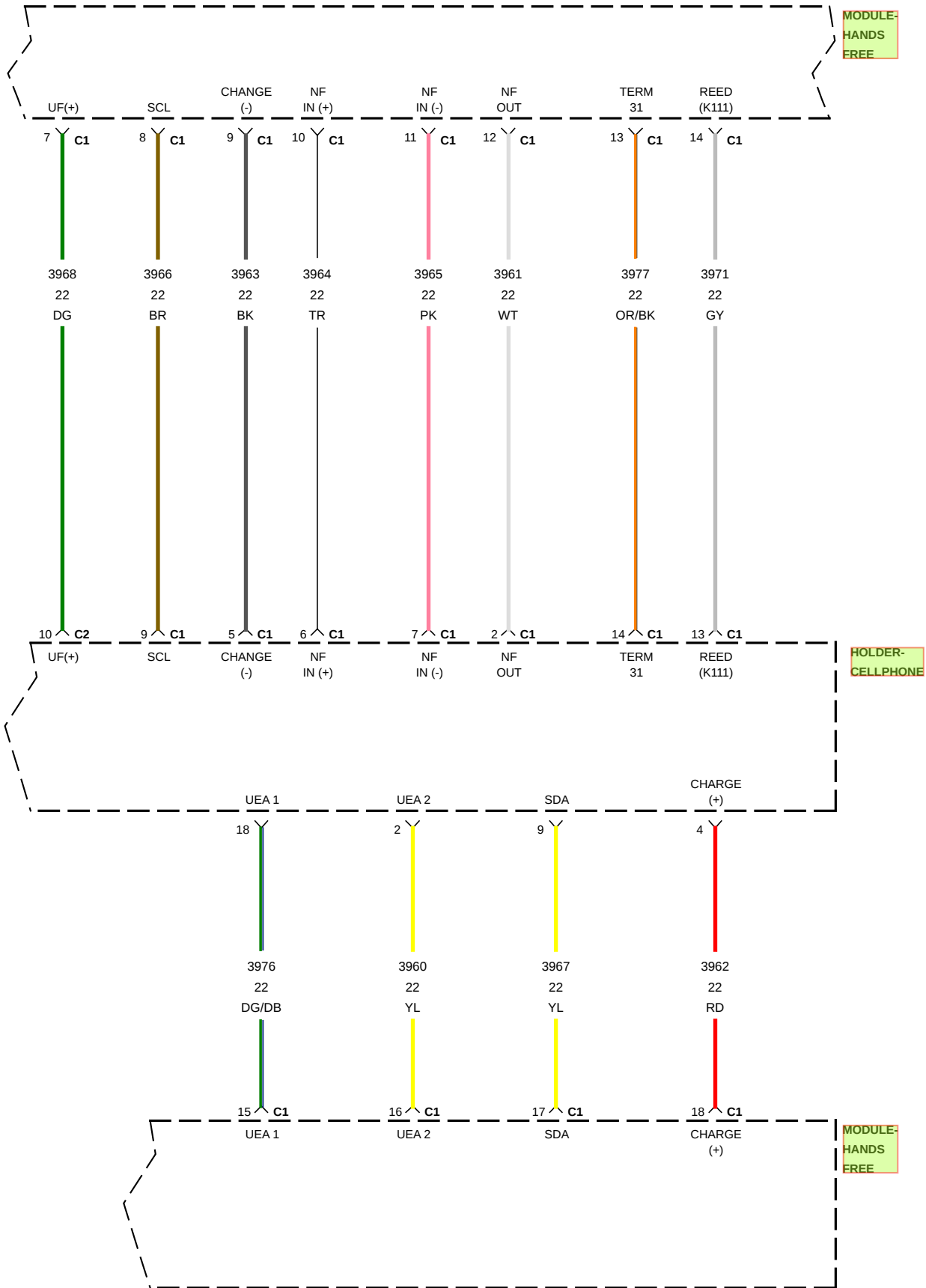
LINKED



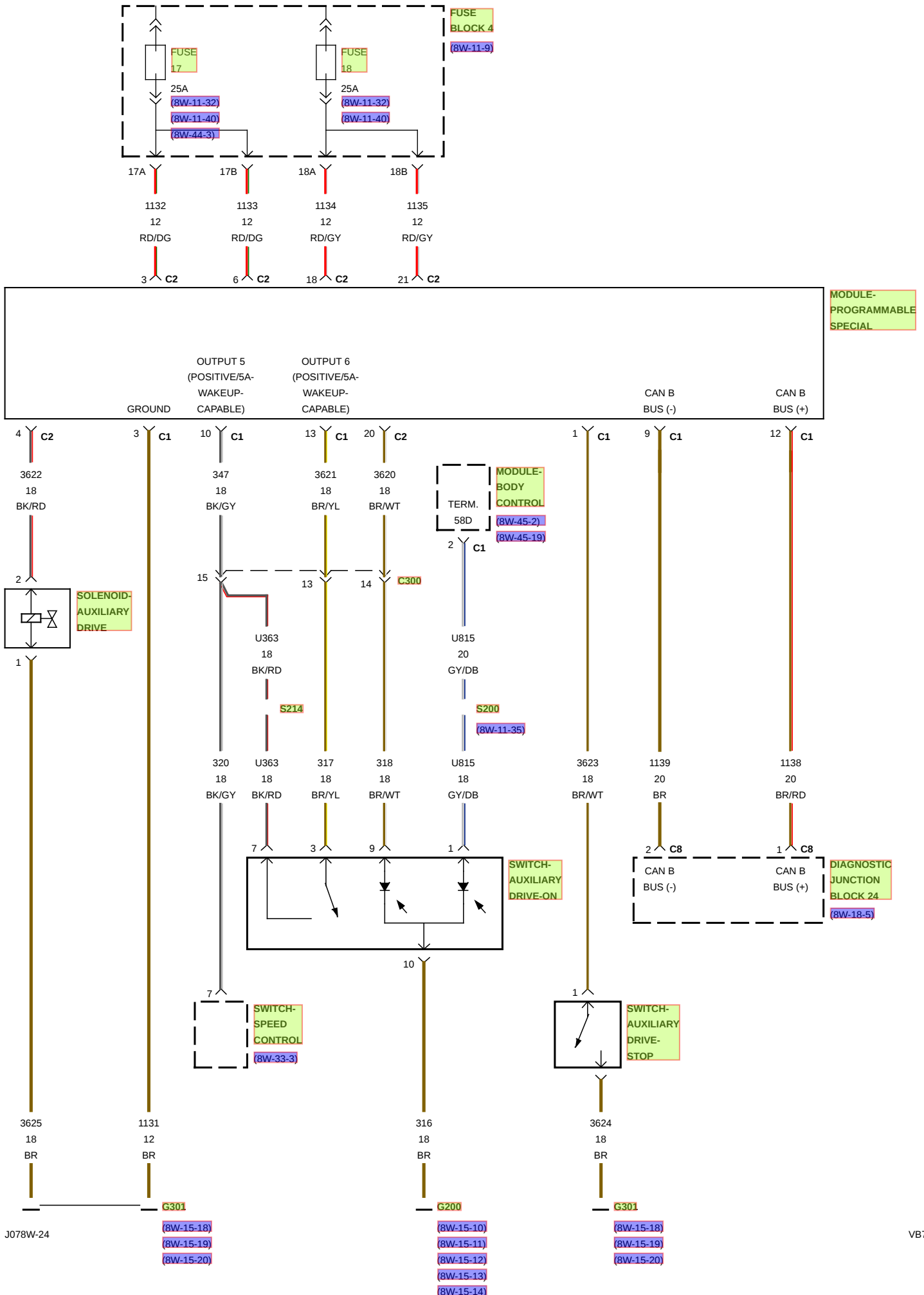
UNLINKED



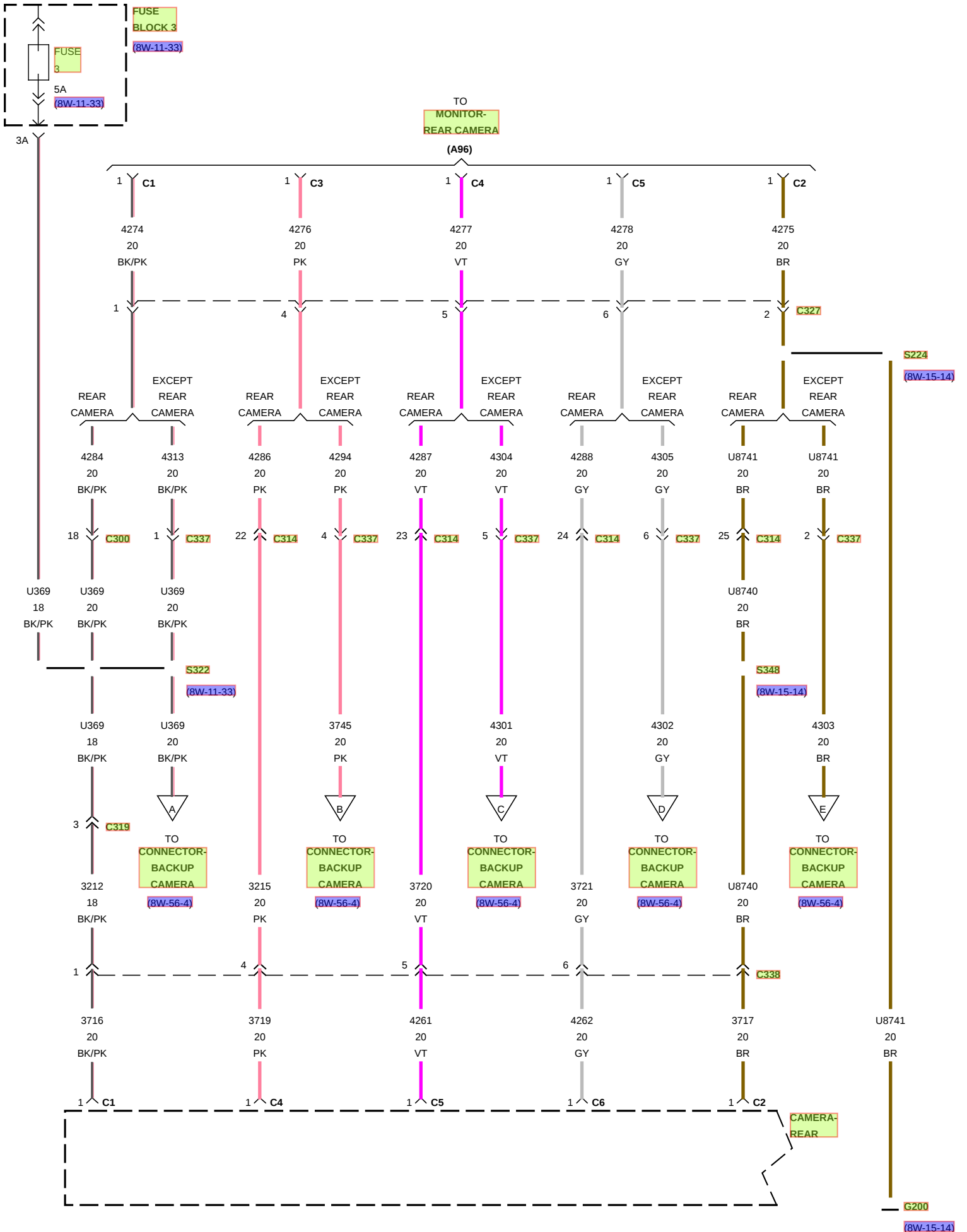
UNLINKED



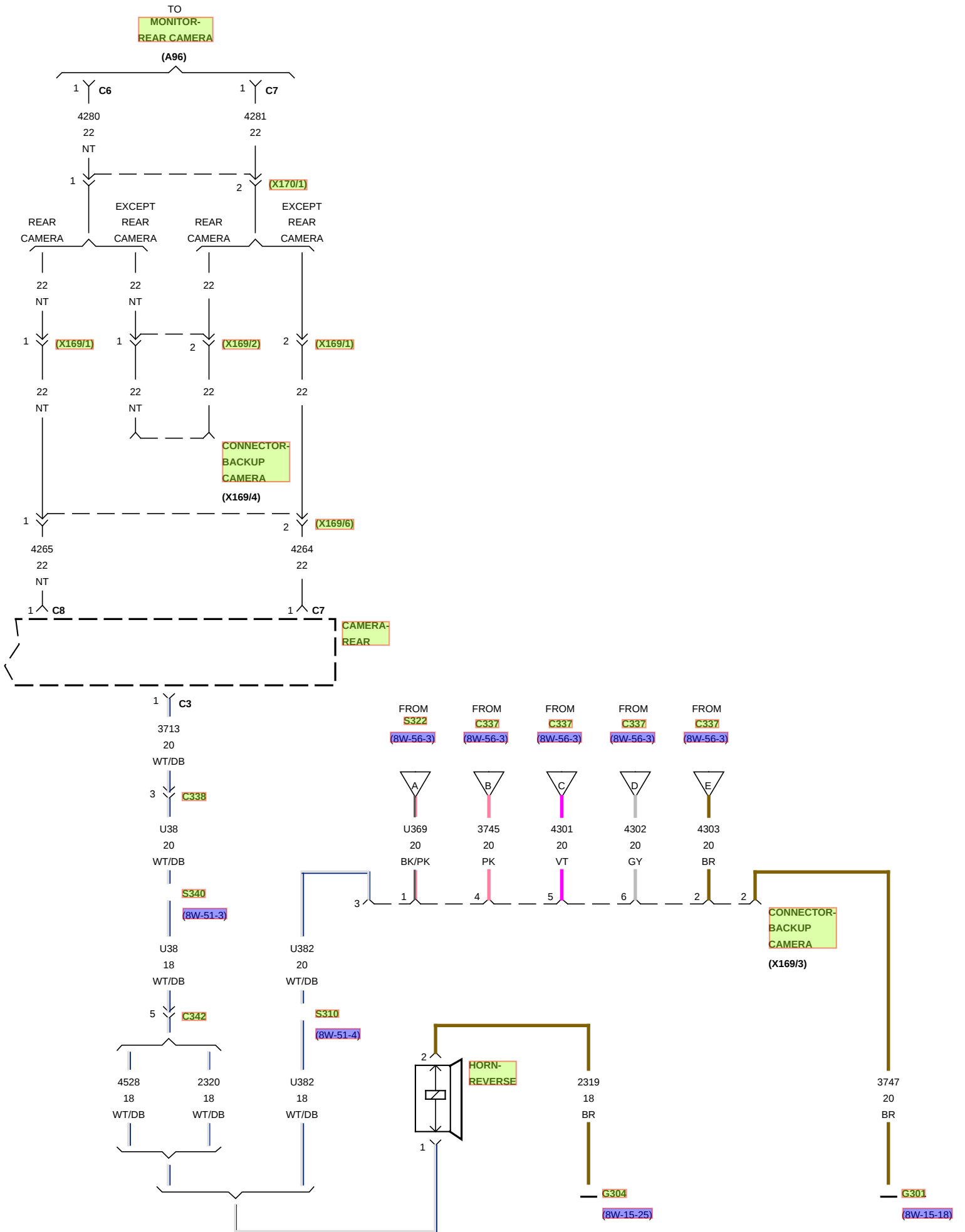
PROGRAMMABLE SPECIAL MODULE



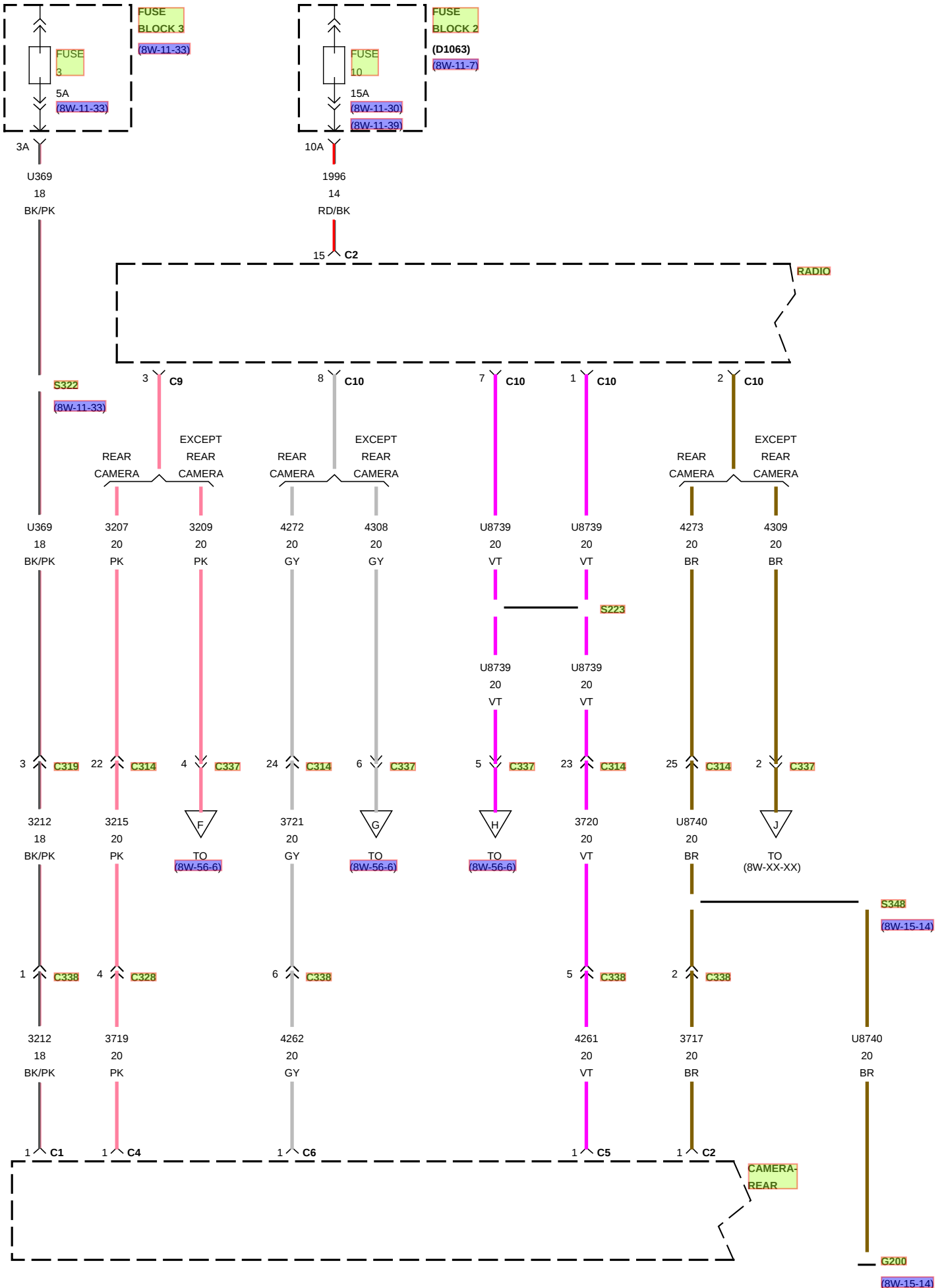
BACKUP CAMERA W/MONITOR



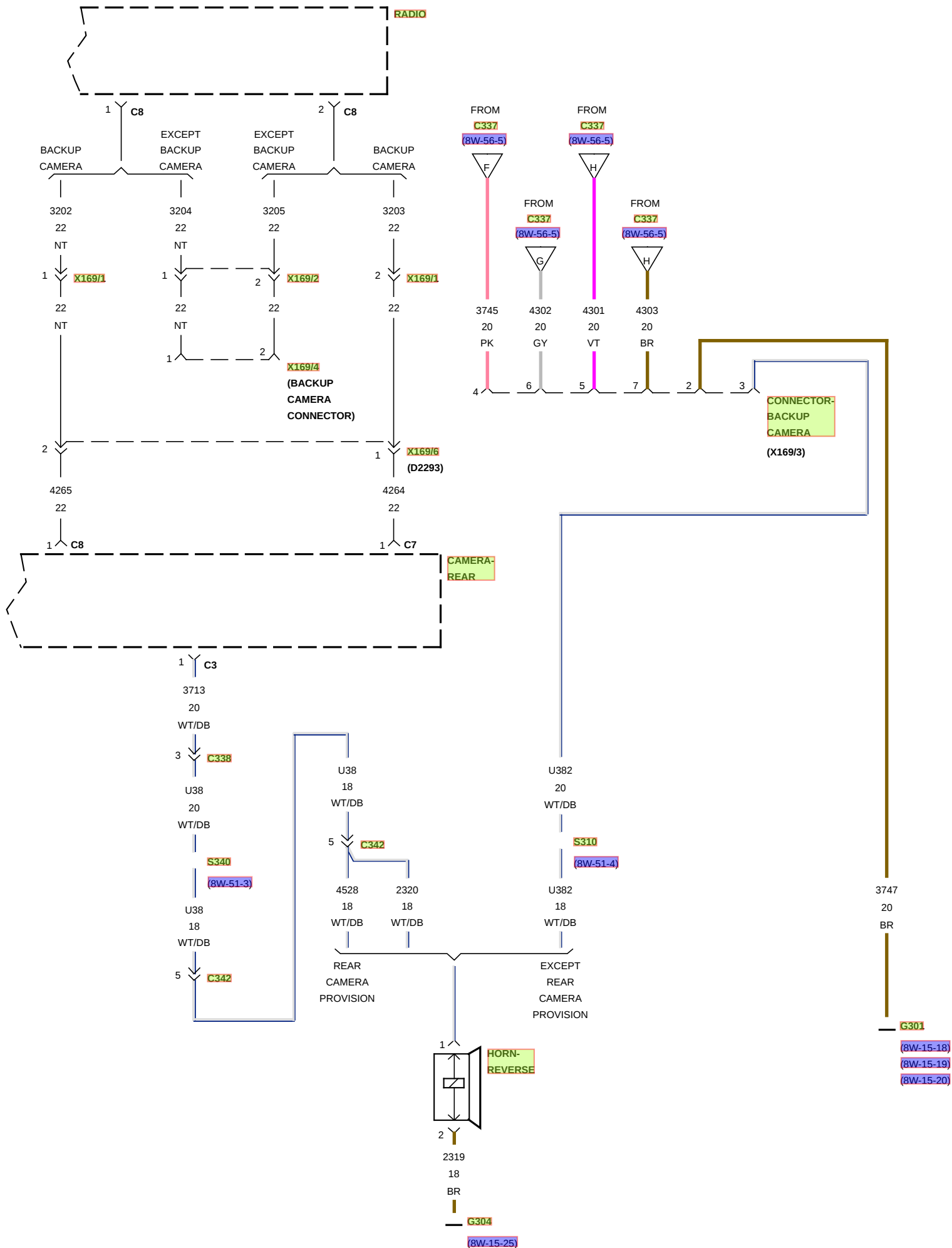




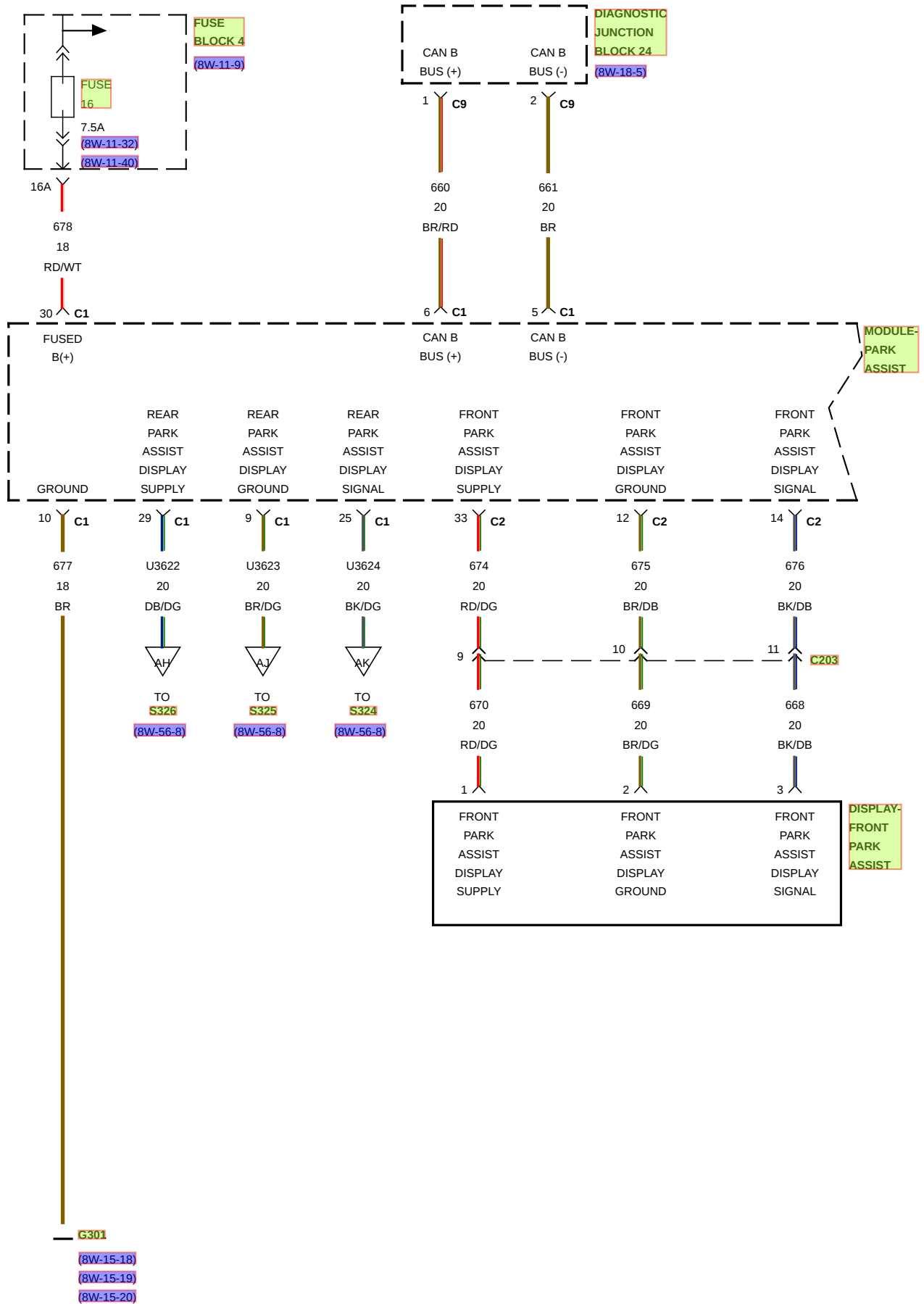
BACKUP CAMERA W/MONITOR



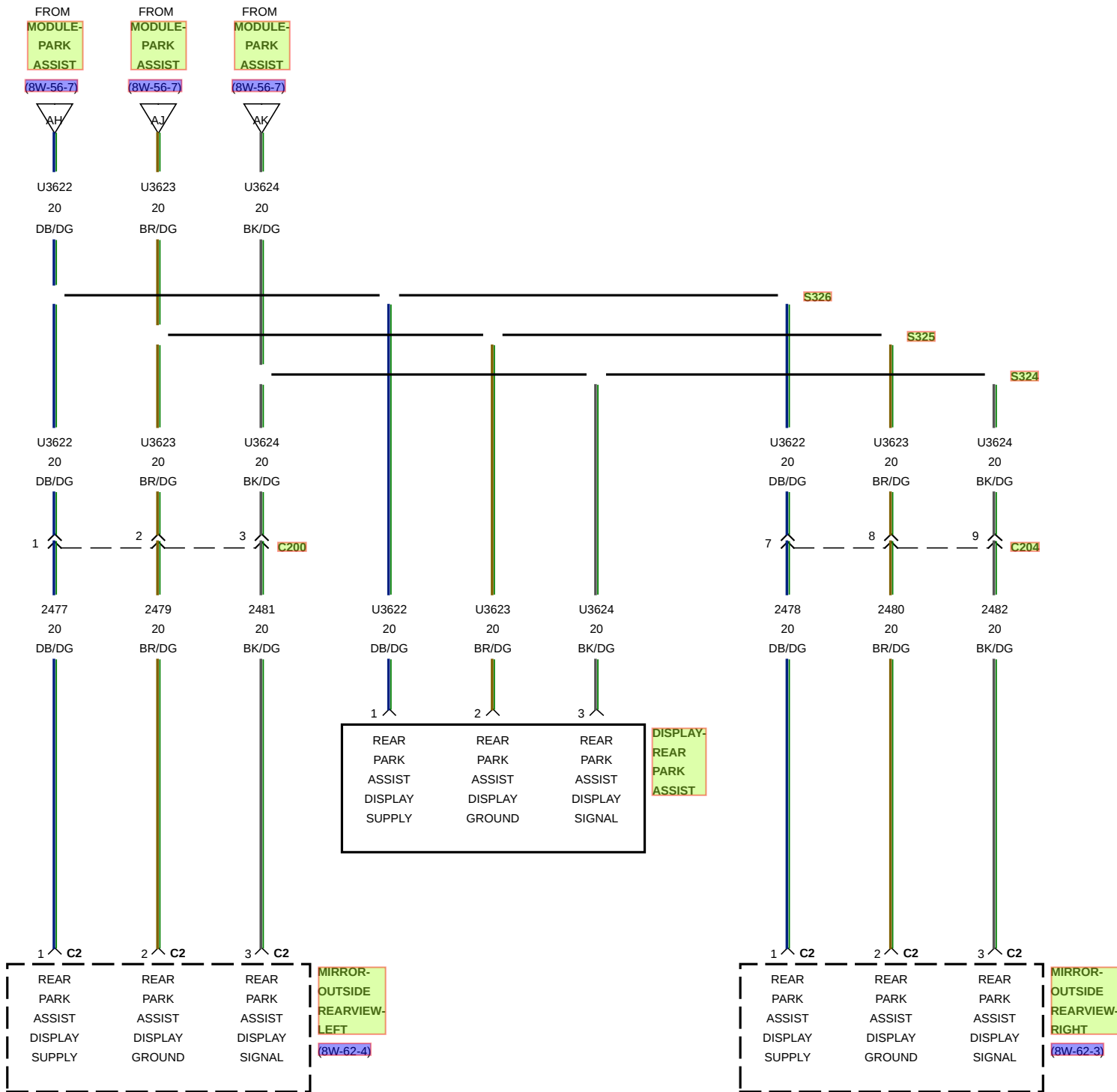
BACKUP CAMERA W/MONITOR



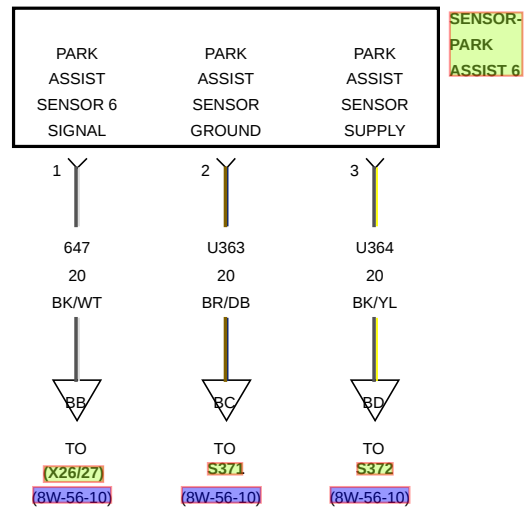
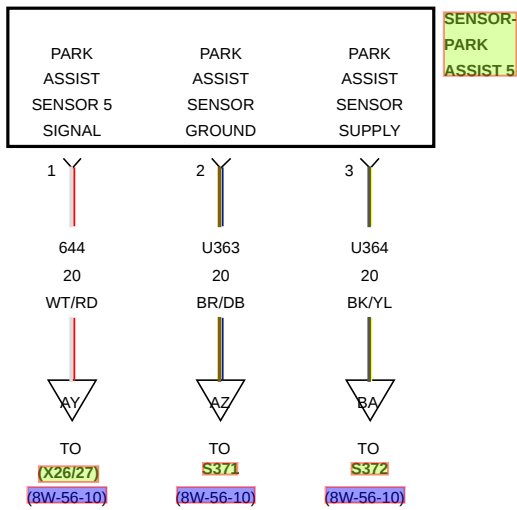
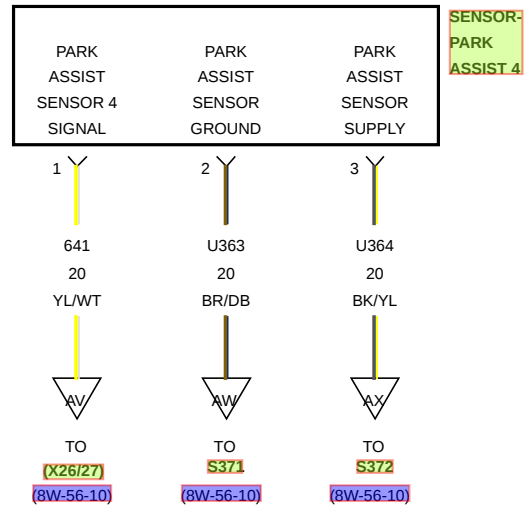
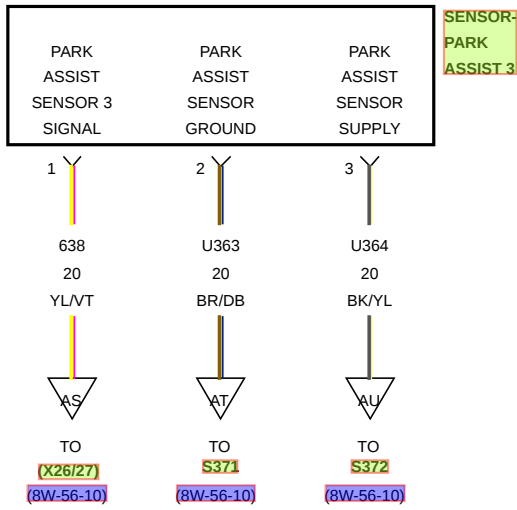
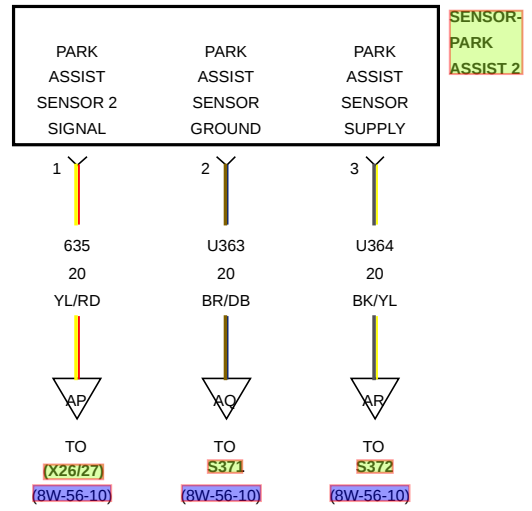
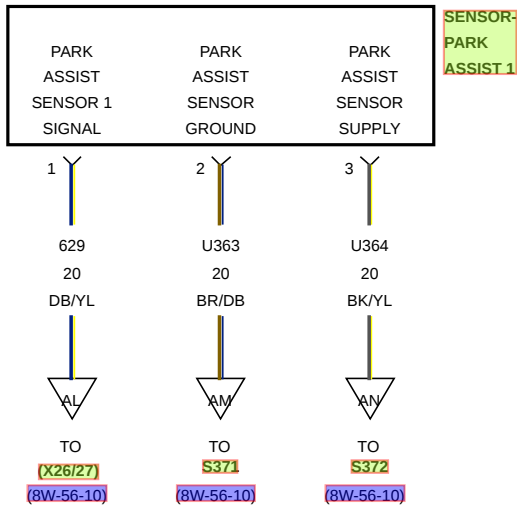
PARK ASSIST



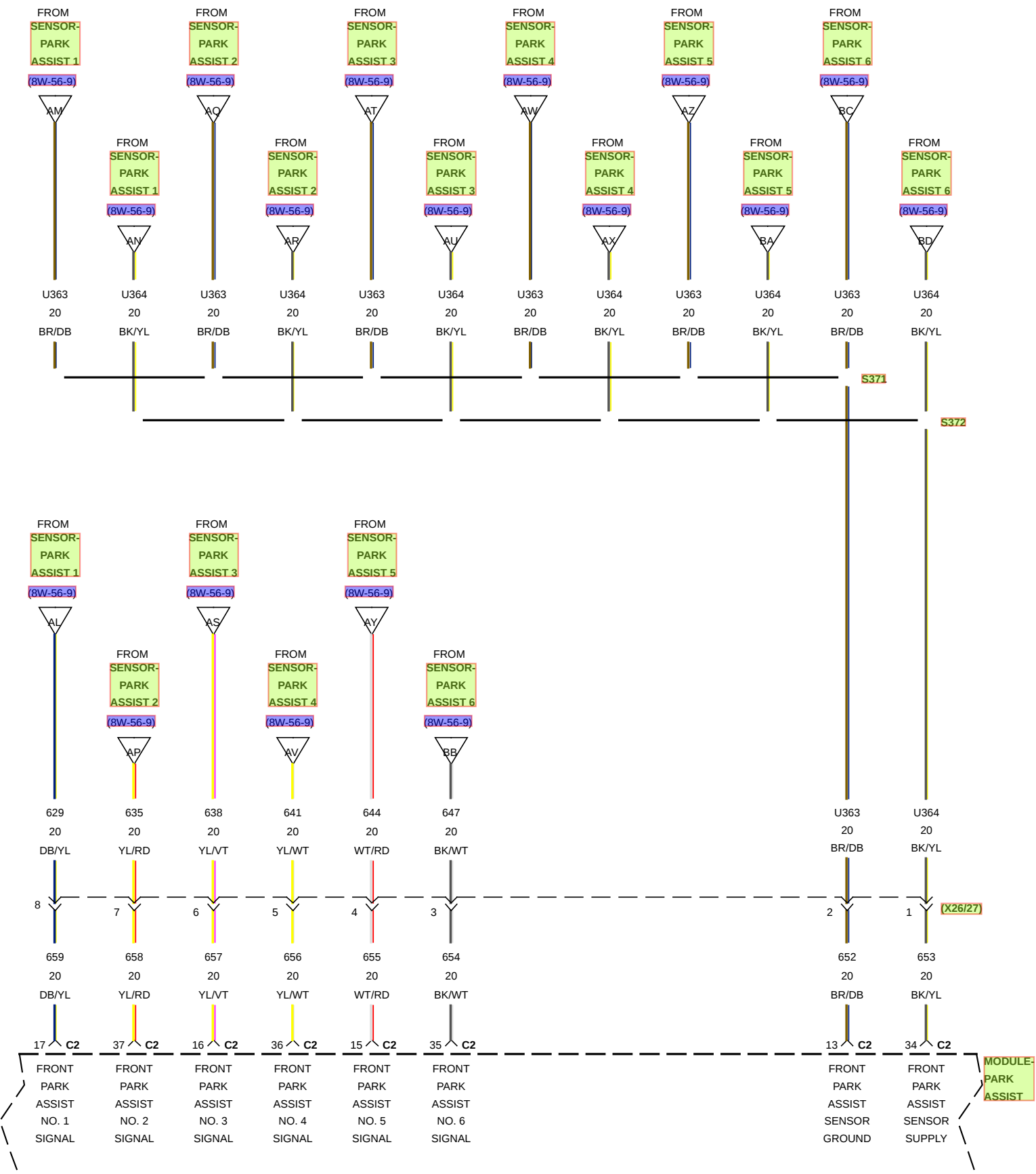
PARK ASSIST



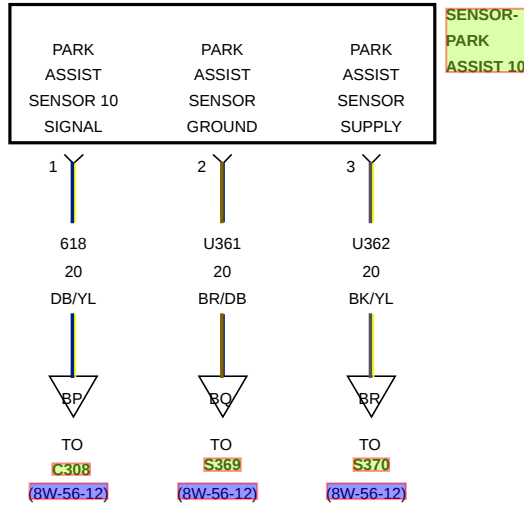
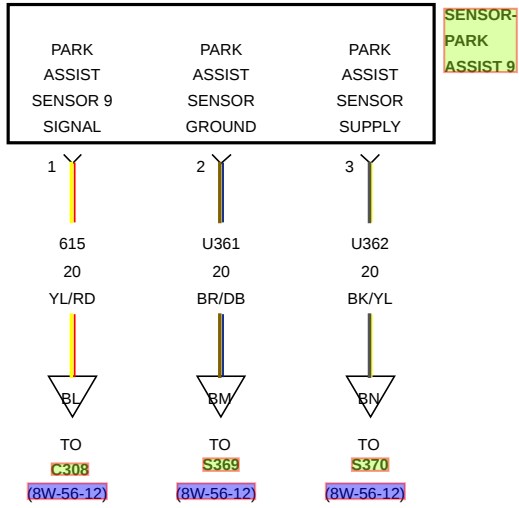
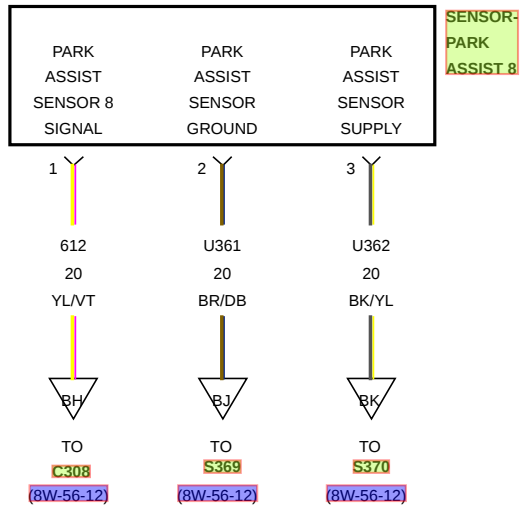
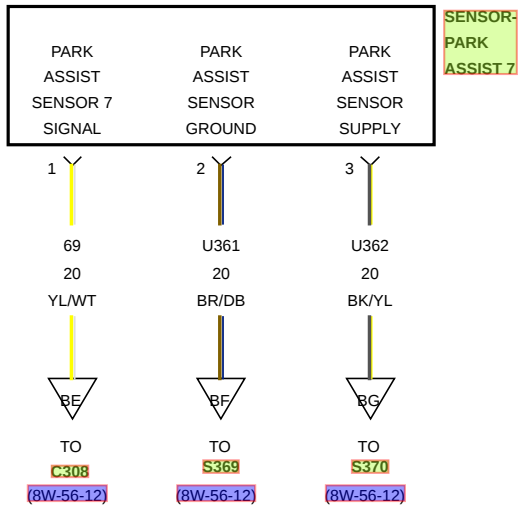
PARK ASSIST



PARK ASSIST

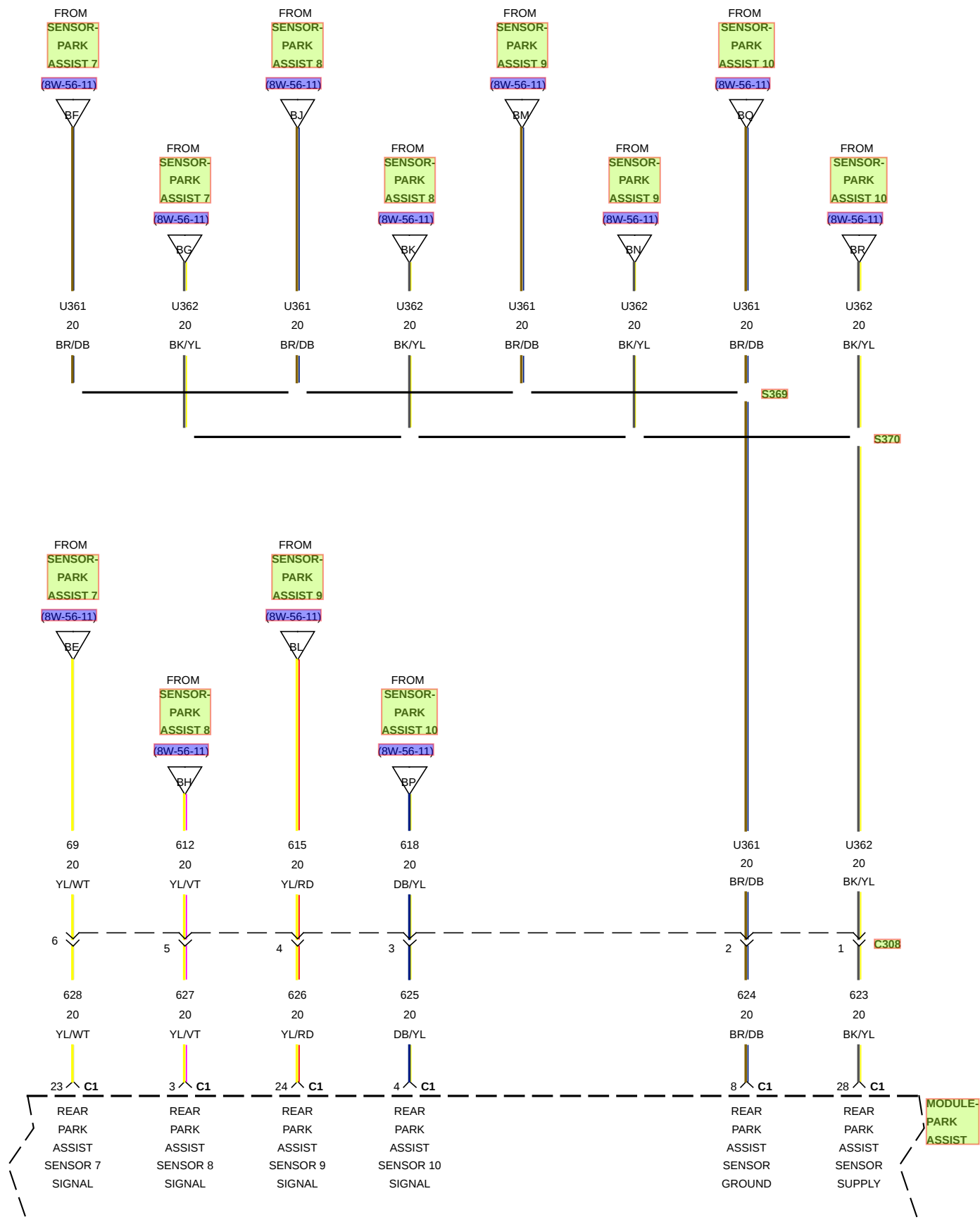


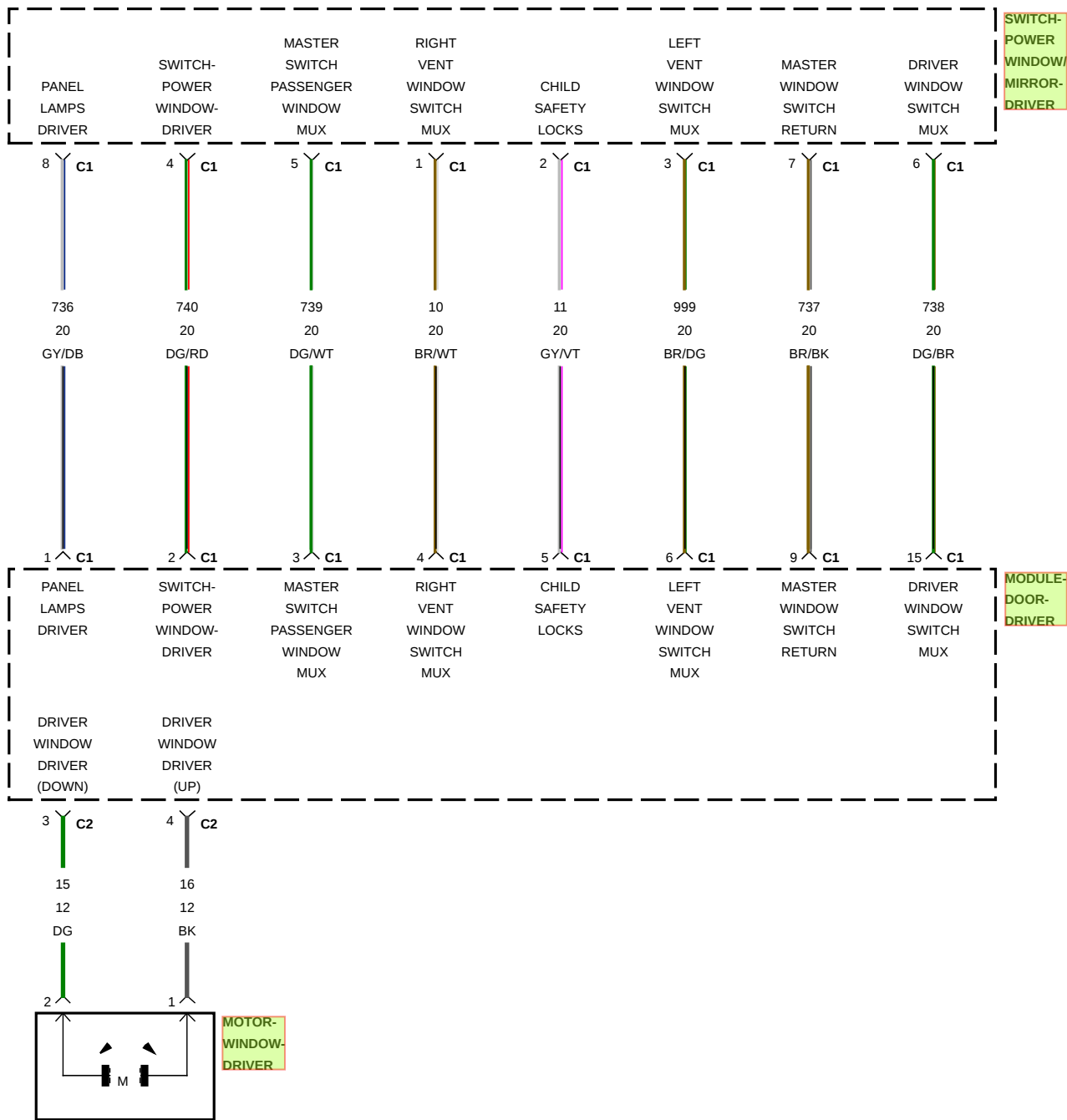
PARK ASSIST

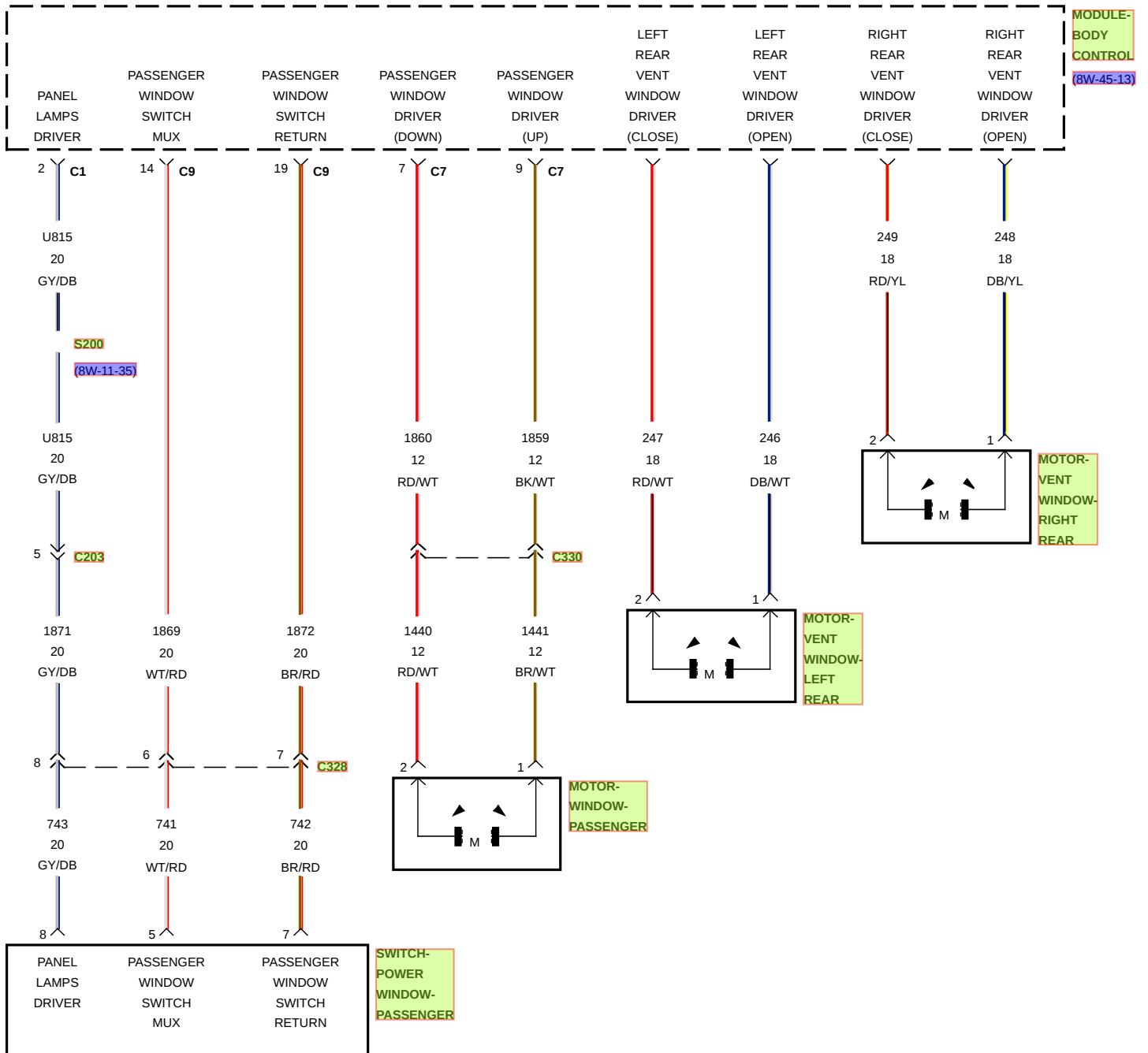


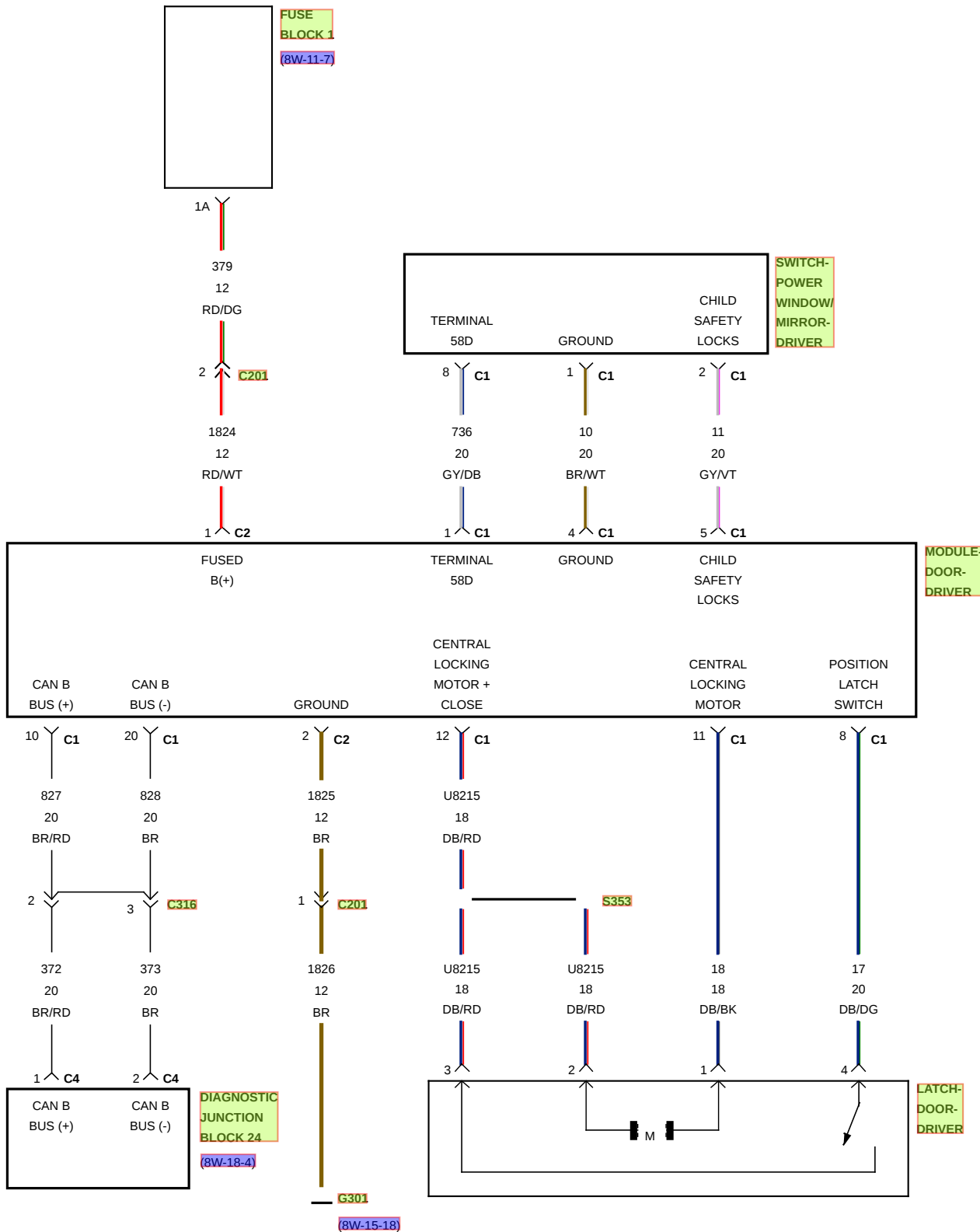


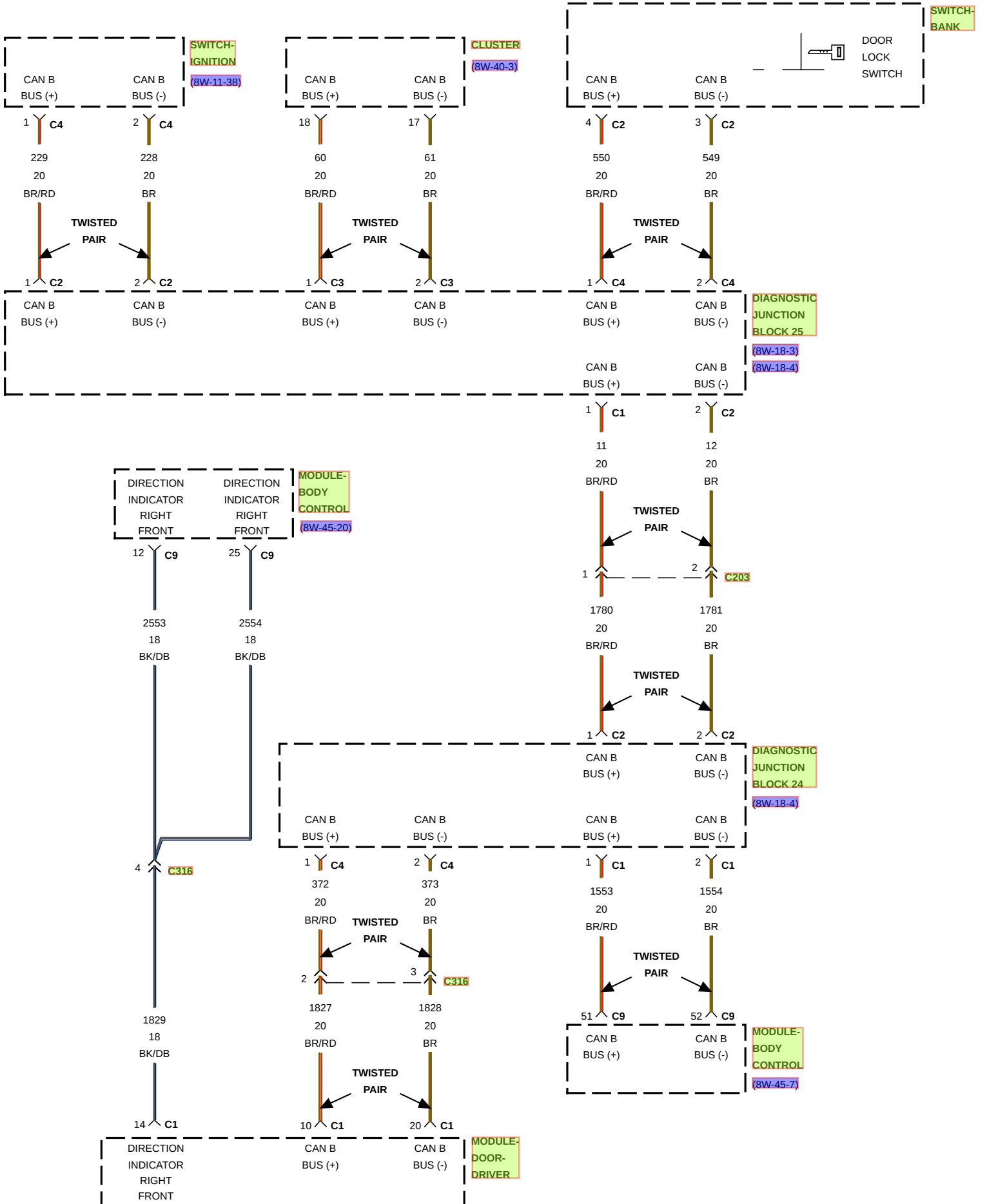
PARK ASSIST



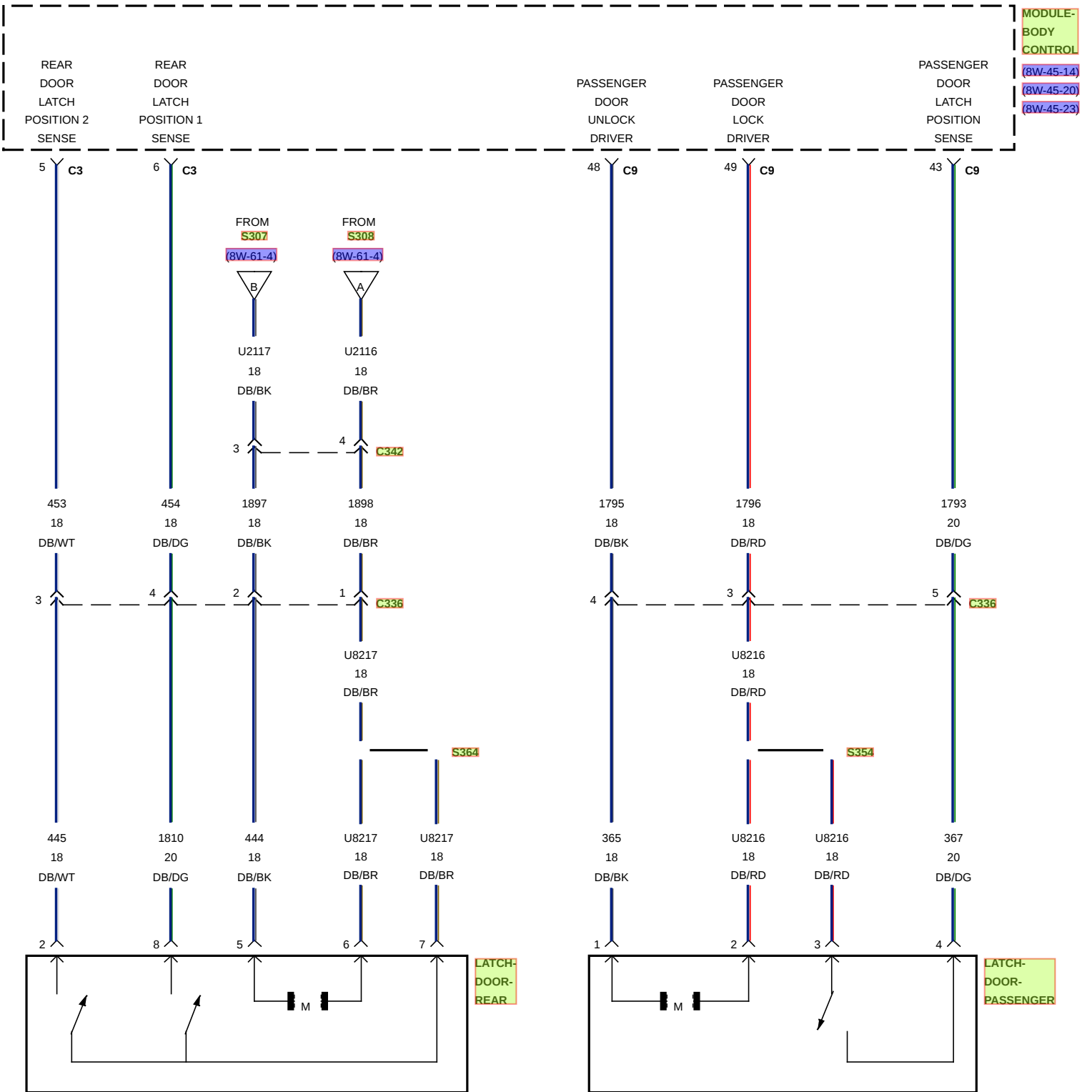


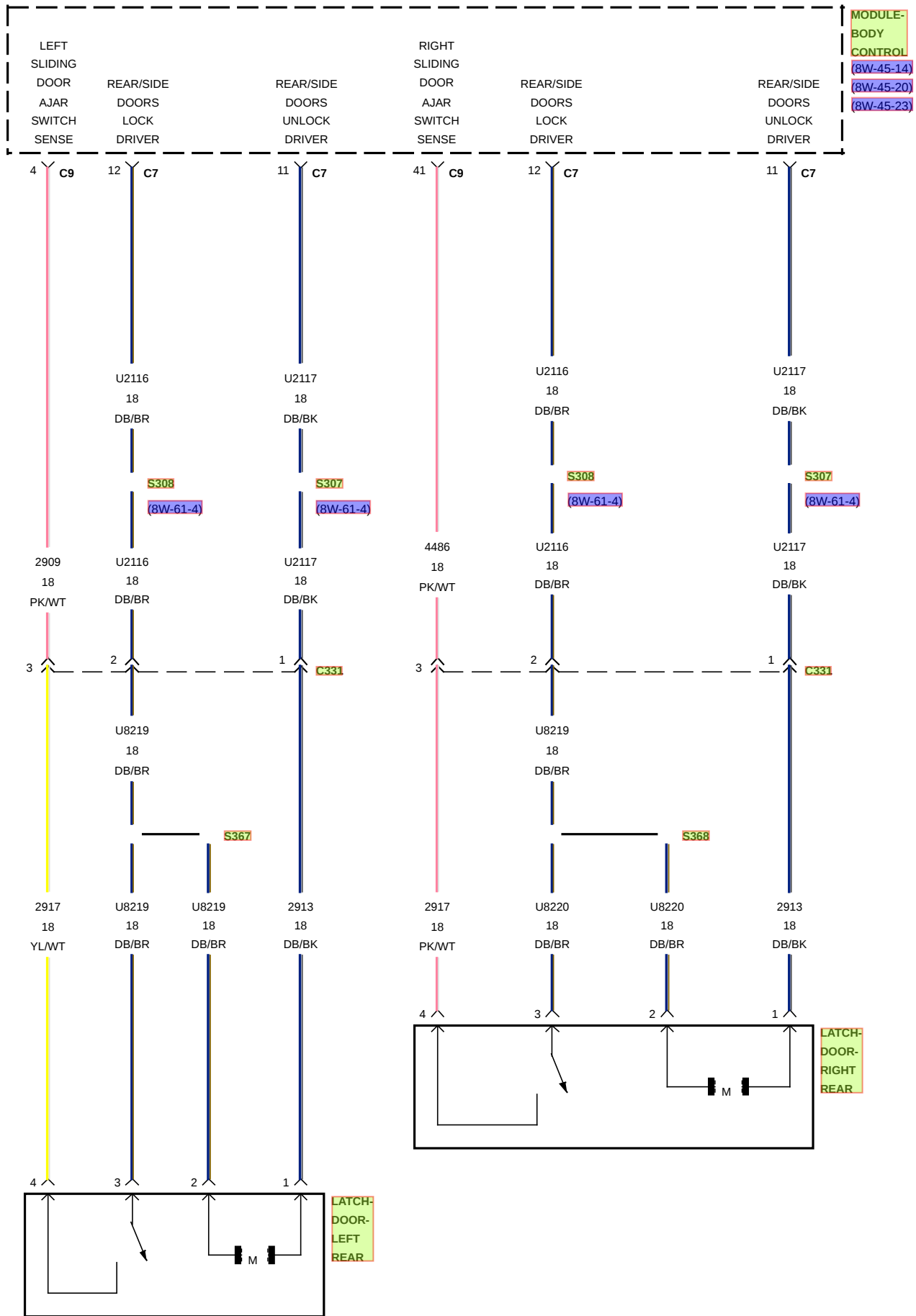




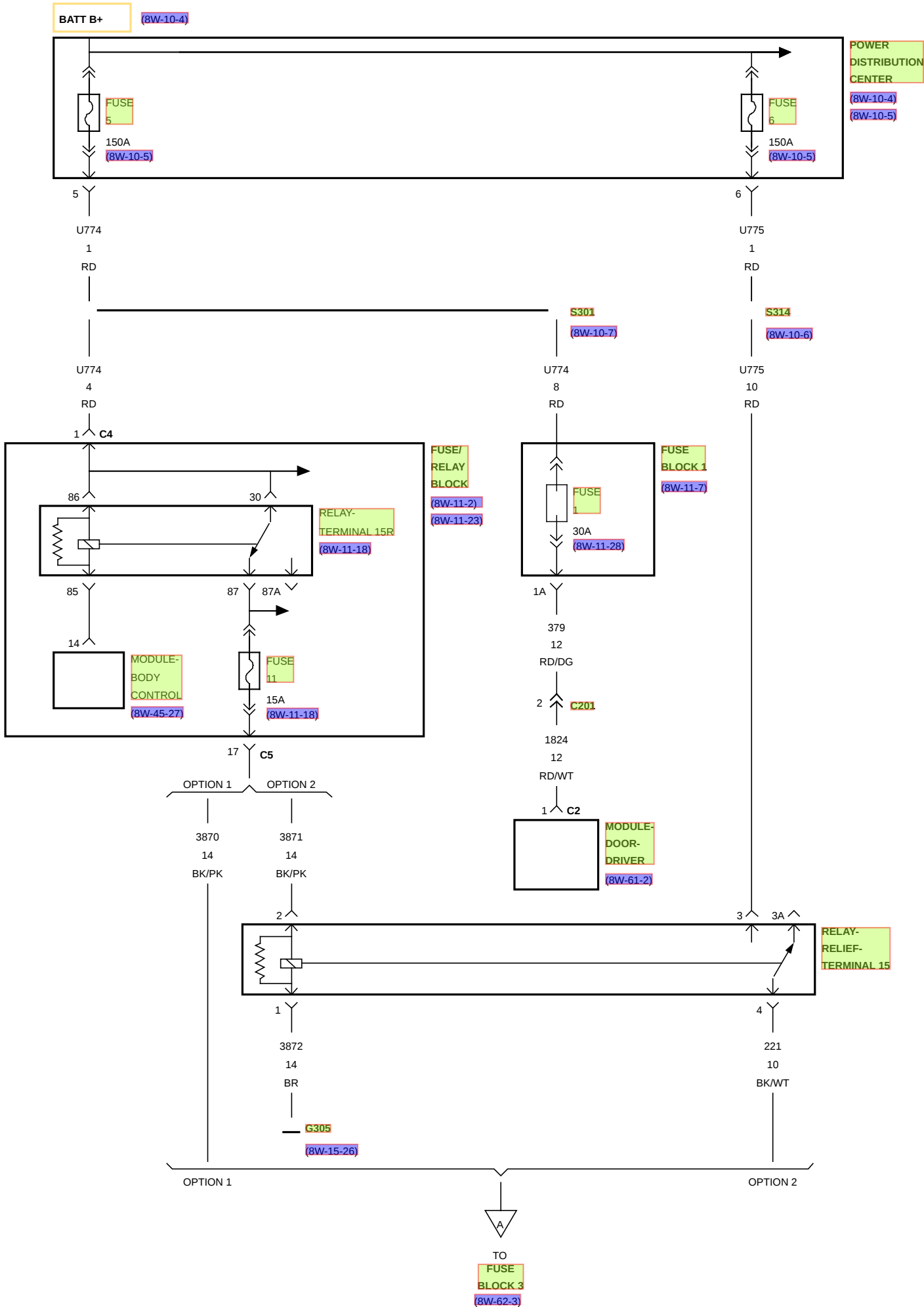


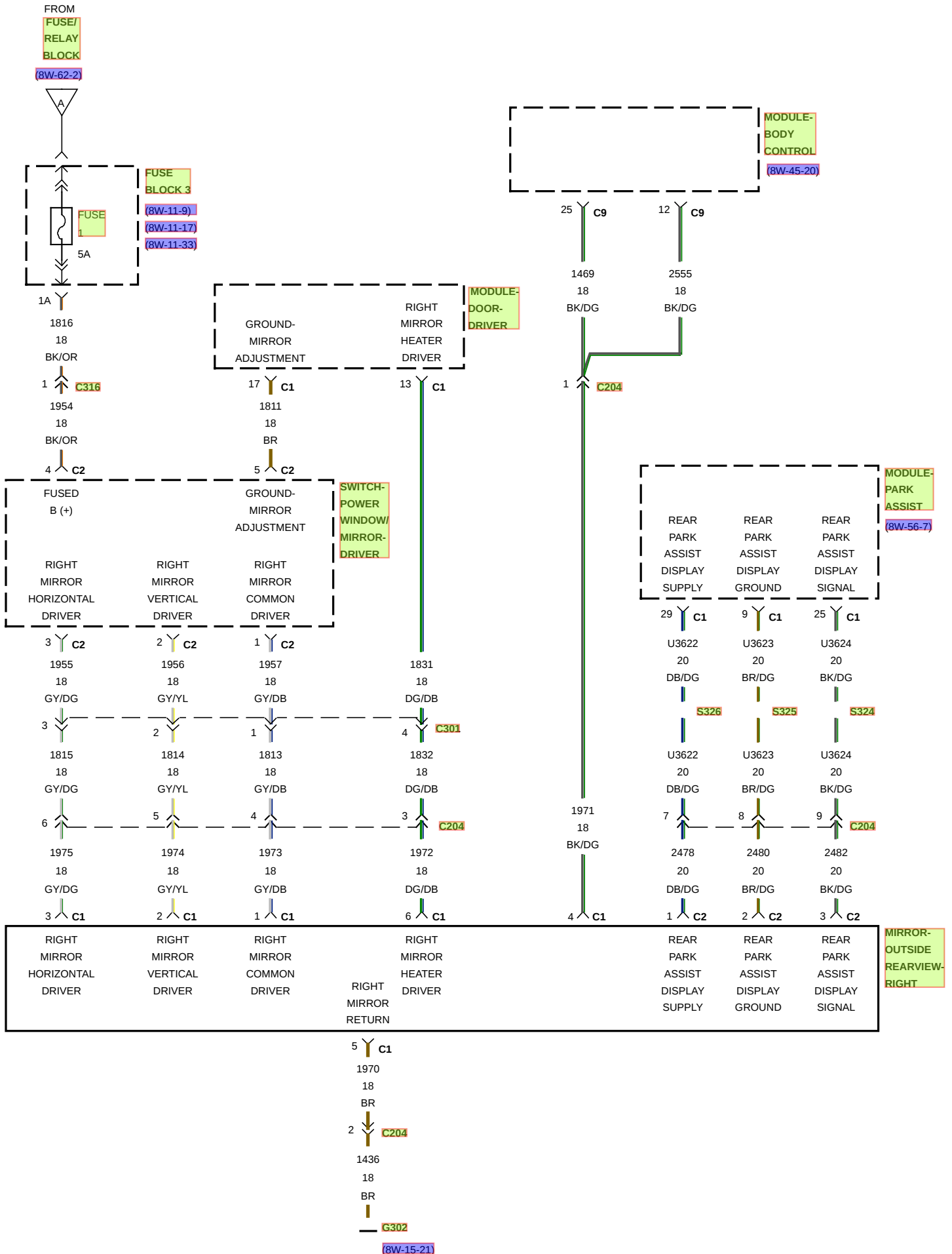


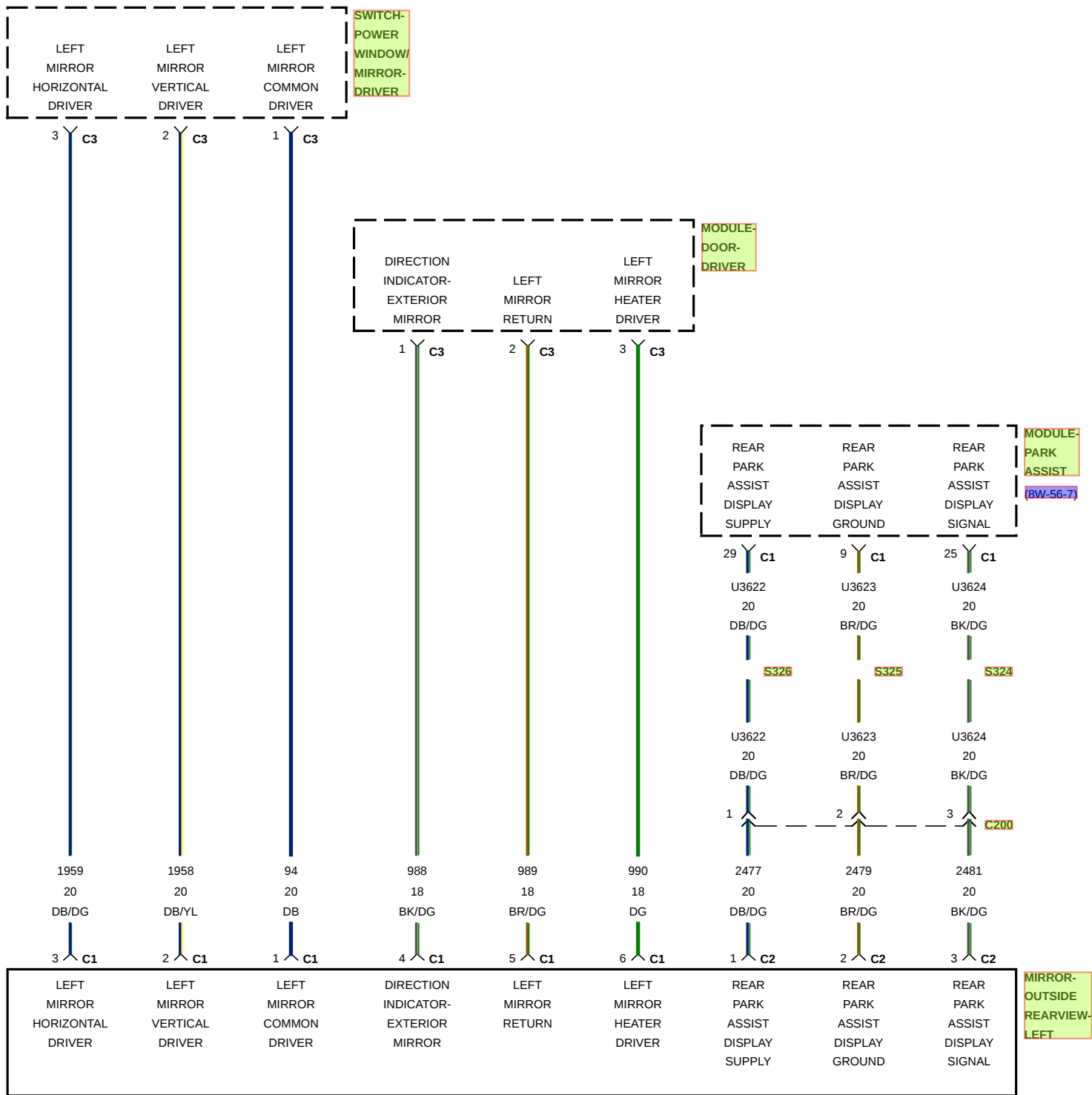


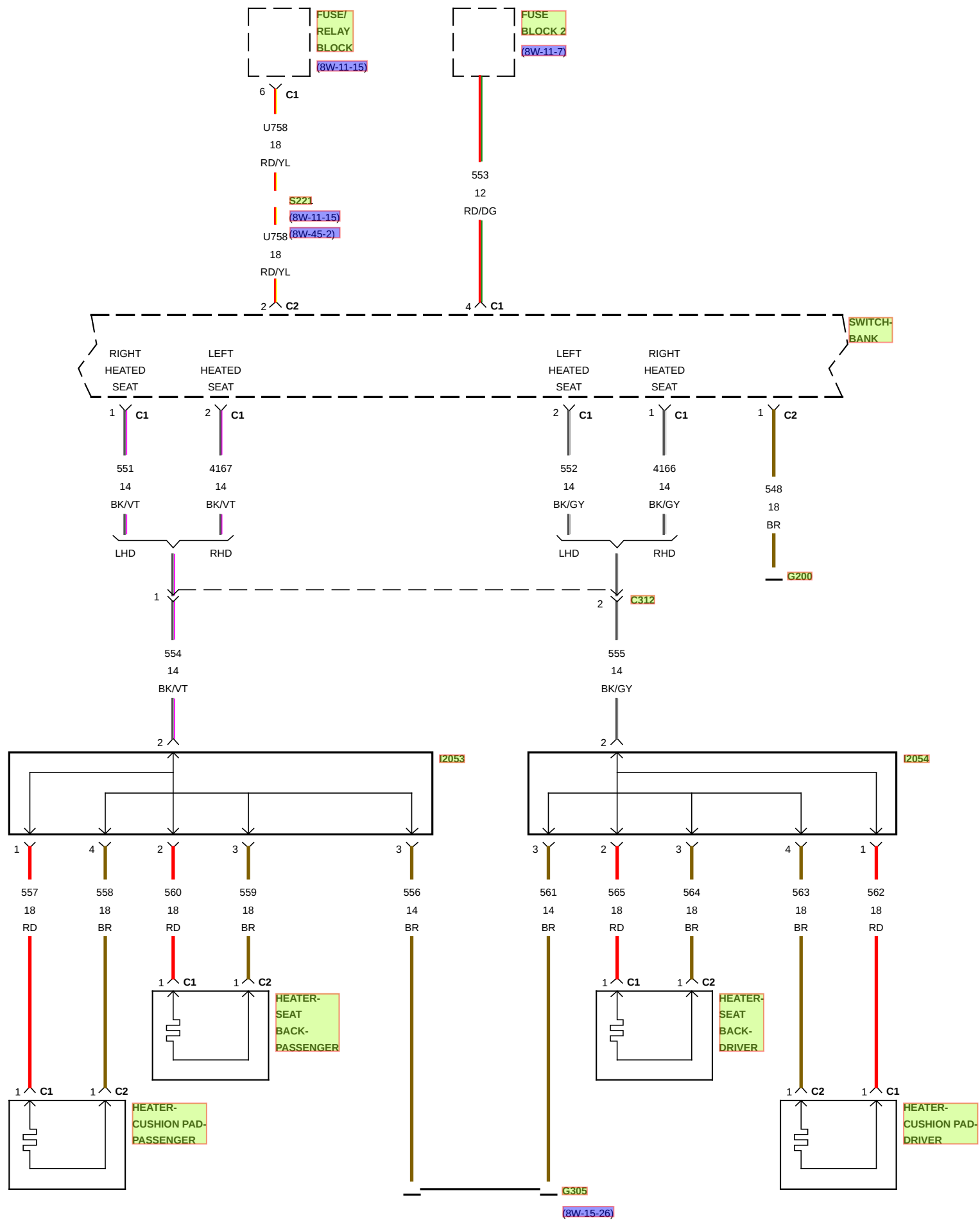


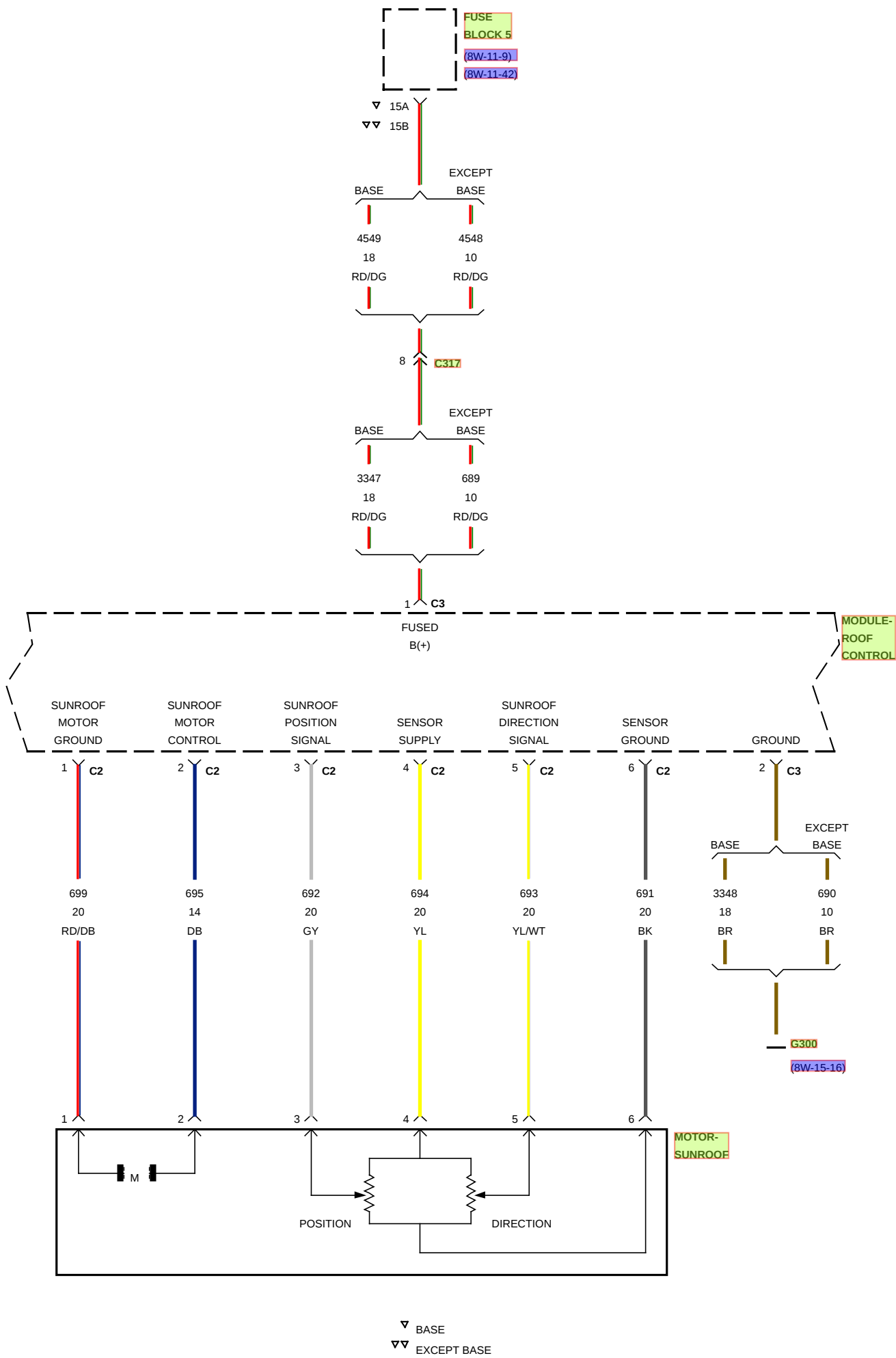












ACTUATOR-BLEND DOOR - 5 WAY  
ACTUATOR-BLEND DOOR 1 - 2 WAY  
ACTUATOR-BLEND DOOR 1-ROOF - 2 WAY  
ACTUATOR-BLEND DOOR 2 - 2 WAY  
ACTUATOR-BLEND DOOR 2-ROOF - 2 WAY  
ACTUATOR-BLEND DOOR-CENTER - 2 WAY  
ACTUATOR-MODE DOOR - 5 WAY  
ACTUATOR-RECIRCULATION DOOR - GRAY 2 WAY  
ACTUATOR-RECIRCULATION DOOR-REAR 1 C1 - 2 WAY  
ACTUATOR-RECIRCULATION DOOR-REAR 1 C2 - 8 WAY  
ACTUATOR-RECIRCULATION DOOR-REAR 2 C1 - 10 WAY  
ACTUATOR-RECIRCULATION DOOR-REAR 2 C2 - 1 WAY  
ACTUATOR-RECIRCULATION DOOR-REAR 2 C3 - 1 WAY  
ACTUATOR-VNT - BLACK 5 WAY  
AIRBAG-DRIVER SQUIB - GREEN 2 WAY  
AIRBAG-PASSENGER C1 - 2 WAY  
AIRBAG-PASSENGER C2 - 1 WAY  
AIRBAG-SIDE CURTAIN-LEFT C1 - 2 WAY  
AIRBAG-SIDE CURTAIN-LEFT C2 - 1 WAY  
AIRBAG-SIDE CURTAIN-RIGHT C1 - 2 WAY  
AIRBAG-SIDE CURTAIN-RIGHT C2 - 1 WAY  
AIRBAG-THORAX-DRIVER C1 - GREEN 2 WAY  
AIRBAG-THORAX-DRIVER C2 - 1 WAY  
AIRBAG-THORAX-PASSENGER C1 - 2 WAY  
AIRBAG-THORAX-PASSENGER C2 - 1 WAY  
ANTENNA-FBS-HATCH - 2 WAY  
ASSEMBLY-ANTENNA BOOSTER C1 - 2 WAY  
ASSEMBLY-ANTENNA BOOSTER C2 - 2 WAY  
ASSEMBLY-ANTENNA BOOSTER C3 - 2 WAY  
ASSEMBLY-ANTENNA BOOSTER C3 - 2 WAY  
ASSEMBLY-ANTENNA BOOSTER C4 - 2 WAY  
ASSEMBLY-ANTENNA BOOSTER C5 - 2 WAY  
ASSEMBLY-ELECTROHYDRAULIC CONTROL UNIT - BLACK 13 WAY  
ASSEMBLY-SHIFTER LEVER - BLACK 8 WAY  
BACKLITE-ELECTRIC HEATED-LEFT C1 - 1 WAY  
BACKLITE-ELECTRIC HEATED-LEFT C2 - 1 WAY  
BACKLITE-ELECTRIC HEATED-RIGHT C1 - 1 WAY  
BACKLITE-ELECTRIC HEATED-RIGHT C2 - 1 WAY  
BATTERY - 1 WAY  
BATTERY-AUXILIARY - 1 WAY  
BATTERY-AUXILIARY - 1 WAY  
C100 - 3 WAY  
C100 - 3 WAY  
C101 - 2 WAY  
C101 - 2 WAY  
C102 - 4 WAY  
C102 - 4 WAY  
C103 - 9 WAY  
C103 - 9 WAY  
C103 - 8 WAY  
C103 - 8 WAY  
C104 - 8 WAY  
C104 - 8 WAY  
C105 - 8 WAY  
C105 - 8 WAY  
C200 - 3 WAY  
C200 - 3 WAY  
C201 - 4 WAY

C201 - 4 WAY  
C201 - 4 WAY  
C202 - 6 WAY  
C202 - 6 WAY  
C203 - 28 WAY  
C203 - 28 WAY  
C204 - 10 WAY  
C204 - 10 WAY  
C205 - 4 WAY  
C205 - 2 WAY  
C206 - 1 WAY  
C206 - 1 WAY  
C207 - 1 WAY  
C207 - 1 WAY  
C207 - 1 WAY  
C208 - 1 WAY  
C208 - 1 WAY  
C300 - 18 WAY  
C300 - 18 WAY  
C301 - 10 WAY  
C301 - 10 WAY  
C302 - 2 WAY  
C302 - 2 WAY  
C303 - 4 WAY  
C303 - 2 WAY  
C304 - 5 WAY  
C304 - 5 WAY  
C305 - 5 WAY  
C305 - 5 WAY  
C306 - 2 WAY  
C306 - 2 WAY  
C307 - 2 WAY  
C307 - 2 WAY  
C308 - 8 WAY  
C308 - 8 WAY  
C308 - 8 WAY  
C308 - 8 WAY  
C312 - 14 WAY  
C312 - 14 WAY  
C313 - 1 WAY  
C313 - 1 WAY  
C314 - 28 WAY  
C314 - 28 WAY  
C315 - 1 WAY  
C315 - 1 WAY  
C316 - 4 WAY  
C316 - 4 WAY  
C317 - 14 WAY  
C317 - 14 WAY  
C319 - BLACK 3 WAY  
C319 - 3 WAY  
C320 - 4 WAY  
C320 - 4 WAY  
C321 - 2 WAY  
C321 - 2 WAY  
C322 - 2 WAY  
C322 - 2 WAY  
C323 - 6 WAY

C323 - 6 WAY  
C324 - NATURAL 2 WAY  
C324 - 2 WAY  
C325 - 4 WAY  
C325 - 4 WAY  
C326 - 2 WAY  
C326 - 2 WAY  
C327 - 6 WAY  
C327 - 6 WAY  
C328 - 8 WAY  
C328 - 8 WAY  
C329 - 2 WAY  
C329 - 2 WAY  
C330 - 4 WAY  
C330 - 4 WAY  
C331 - 3 WAY  
C332 - 2 WAY  
C332 - 2 WAY  
C333 - 2 WAY  
C333 - 2 WAY  
C334 - 2 WAY  
C335 - 2 WAY  
C335 - 2 WAY  
C336 - 4 WAY  
C336 - 4 WAY  
C337 - 6 WAY  
C337 - 6 WAY  
C340 - 2 WAY  
C340 - 2 WAY  
C340 - 2 WAY  
C342 - 6 WAY  
C342 - 6 WAY  
C342 - 6 WAY  
C343 - BLACK 4 WAY  
C343 - 4 WAY  
C380 - 4 WAY  
C380 - 4 WAY  
C381 - 4 WAY  
C381 - 4 WAY  
C382 - 4 WAY  
C382 - 4 WAY  
C387 - BLACK 3 WAY  
C387 - 3 WAY  
C389 - 4 WAY  
C389 - 4 WAY  
CAMERA-REAR C1 - 1 WAY  
CAMERA-REAR C2 - 1 WAY  
CAMERA-REAR C3 - 1 WAY  
CAMERA-REAR C4 - 1 WAY  
CAMERA-REAR C5 - 1 WAY  
CAMERA-REAR C6 - 1 WAY  
CAMERA-REAR C7 - 1 WAY  
CAMERA-REAR C8 - 2 WAY  
CAPACITOR-IGNITION-LEFT C1 - 1 WAY  
CAPACITOR-IGNITION-LEFT C2 - 1 WAY  
CAPACITOR-IGNITION-RIGHT C1 - 1 WAY  
CAPACITOR-IGNITION-RIGHT C2 - 1 WAY  
CD CHANGER - 3 WAY



CD CHANGER - BLACK 2 WAY  
CIGAR LIGHTER - 3 WAY  
CLUSTER - WHITE 18 WAY  
CLUTCH-A/C COMPRESSOR - 1 WAY  
COIL-IGNITION 1 - 4 WAY  
COIL-IGNITION 2 - 4 WAY  
COIL-IGNITION 3 - 4 WAY  
COIL-IGNITION 4 - 4 WAY  
COIL-IGNITION 5 - 4 WAY  
COIL-IGNITION 6 - 4 WAY  
CONNECTOR-RADIO PREINSTALLATION - 16 WAY  
CONNECTOR-TRAILER TOW - 7 WAY  
CONNECTOR-UPFITTERS X145/6 - 4 WAY  
CONNECTOR-UPFITTERS X178 - 4 WAY  
CONNECTOR-UPFITTERS X52/10 - 2 WAY  
CONNECTOR-UPFITTERS X52/9 - 2 WAY  
CONTROL-A/C-HEATER C1 - 6 WAY  
CONTROL-A/C-HEATER C2 - BLACK 28 WAY  
CONTROL-A/C-HEATER C3 - WHITE 12 WAY  
CONTROL-A/C-HEATER C4 - BLACK 12 WAY  
CONTROL-A/C-HEATER C5 - 8 WAY  
CONTROL-A/C-HEATER C6 - 8 WAY  
CONTROL-A/C-HEATER C7 - 8 WAY  
CONTROL-A/C-HEATER C8 - 12 WAY  
CONTROL-A/C-HEATER C9 - BLACK 10 WAY  
DATA LINK CONNECTOR - BLACK 16 WAY  
DIAGNOSTIC JUNCTION BLOCK 24 C1 - BLACK 2 WAY  
DIAGNOSTIC JUNCTION BLOCK 24 C2 - BLACK 2 WAY  
DIAGNOSTIC JUNCTION BLOCK 24 C3 - BLACK 2 WAY  
DIAGNOSTIC JUNCTION BLOCK 24 C4 - BLACK 2 WAY  
DIAGNOSTIC JUNCTION BLOCK 24 C5 - BLACK 2 WAY  
DIAGNOSTIC JUNCTION BLOCK 24 C6 - BLACK 2 WAY  
DIAGNOSTIC JUNCTION BLOCK 24 C7 - BLACK 2 WAY  
DIAGNOSTIC JUNCTION BLOCK 24 C8 - BLACK 2 WAY  
DIAGNOSTIC JUNCTION BLOCK 24 C9 - BLACK 2 WAY  
DIAGNOSTIC JUNCTION BLOCK 25 C1 - 2 WAY  
DIAGNOSTIC JUNCTION BLOCK 25 C2 - 2 WAY  
DIAGNOSTIC JUNCTION BLOCK 25 C3 - 2 WAY  
DIAGNOSTIC JUNCTION BLOCK 25 C4 - 2 WAY  
DIAGNOSTIC JUNCTION BLOCK 25 C6 - 2 WAY  
DIAGNOSTIC JUNCTION BLOCK 25 C7 - BLACK 4 WAY  
DIAGNOSTIC JUNCTION BLOCK 26 C1 - 2 WAY  
DIAGNOSTIC JUNCTION BLOCK 26 C2 - 2 WAY  
DIAGNOSTIC JUNCTION BLOCK 26 C3 - 2 WAY  
DIAGNOSTIC JUNCTION BLOCK 26 C4 - 2 WAY  
DIAGNOSTIC JUNCTION BLOCK 27 C1 - 3 WAY  
DIAGNOSTIC JUNCTION BLOCK 27 C10 - 2 WAY  
DIAGNOSTIC JUNCTION BLOCK 27 C2 - 2 WAY  
DIAGNOSTIC JUNCTION BLOCK 27 C3 - 2 WAY  
DIAGNOSTIC JUNCTION BLOCK 27 C4 - 2 WAY  
DIAGNOSTIC JUNCTION BLOCK 27 C5 - 2 WAY  
DIAGNOSTIC JUNCTION BLOCK 27 C6 - 2 WAY  
DIAGNOSTIC JUNCTION BLOCK 27 C8 - 2 WAY  
DIAGNOSTIC JUNCTION BLOCK 27 C9 - 2 WAY  
DISPLAY-FRONT PARK ASSIST - BLACK 3 WAY  
DISPLAY-REAR PARK ASSIST - LT. BLUE 3 WAY  
FUSE/RELAY BLOCK C1 - BLACK 15 WAY  
FUSE/RELAY BLOCK C2 - BLACK 1 WAY

FUSE/RELAY BLOCK C3 - BLACK 14 WAY  
FUSE/RELAY BLOCK C4 - BLACK 3 WAY  
FUSE/RELAY BLOCK C5 - BLACK 18 WAY  
GENERATOR - 1 WAY  
GENERATOR (BBS INTERFACE) - 1 WAY  
GENERATOR C1 (LIN INTERFACE) - BLACK 2 WAY  
GENERATOR C2 (LIN INTERFACE) - 1 WAY  
GLOW PLUG 1 - 1 WAY  
GLOW PLUG 2 - 1 WAY  
GLOW PLUG 3 - 1 WAY  
GLOW PLUG 4 - 1 WAY  
GLOW PLUG 5 - 1 WAY  
GLOW PLUG 6 - 1 WAY  
HEATER-CRANKCASE VENT - BLACK 2 WAY  
HEATER-CUSHION PAD-DRIVER C1 - 1 WAY  
HEATER-CUSHION PAD-DRIVER C2 - 1 WAY  
HEATER-CUSHION PAD-PASSENGER C1 - 1 WAY  
HEATER-CUSHION PAD-PASSENGER C2 - 1 WAY  
HEATER-RADIO SIGNAL RECEIVER - 6 WAY  
HEATER-SEAT BACK-DRIVER C1 - 1 WAY  
HEATER-SEAT BACK-DRIVER C2 - 1 WAY  
HEATER-SEAT BACK-PASSENGER C1 - 1 WAY  
HEATER-SEAT BACK-PASSENGER C2 - 1 WAY  
HOLDER-CELLPHONE C1 - 10 WAY  
HORN 1 - 2 WAY  
HORN-REVERSE - BLACK 2 WAY  
INJECTOR-FUEL 1 - BLACK 2 WAY  
INJECTOR-FUEL 1 - BLACK 2 WAY  
INJECTOR-FUEL 2 - BLACK 2 WAY  
INJECTOR-FUEL 2 - BLACK 2 WAY  
INJECTOR-FUEL 3 - BLACK 2 WAY  
INJECTOR-FUEL 3 - BLACK 2 WAY  
INJECTOR-FUEL 4 - BLACK 2 WAY  
INJECTOR-FUEL 4 - BLACK 2 WAY  
INJECTOR-FUEL 5 - BLACK 2 WAY  
INJECTOR-FUEL 5 - BLACK 2 WAY  
INJECTOR-FUEL 6 - BLACK 2 WAY  
INJECTOR-FUEL 6 - BLACK 2 WAY  
INTERFACE-UNIVERSAL CELLPHONE - BLACK 32 WAY  
LAMP AND SWITCH-CEILING 1-REAR - BLACK 4 WAY  
LAMP AND SWITCH-CEILING 2-REAR - BLACK 4 WAY  
LAMP AND SWITCH-CEILING 3-REAR - BLACK 4 WAY  
LAMP AND SWITCH-CEILING-FRONT - BLACK 3 WAY  
LAMP-CEILING 2-REAR C1 - BLACK 1 WAY  
LAMP-CEILING 2-REAR C2 - BLACK 1 WAY  
LAMP-CEILING 3-REAR C1 - BLACK 1 WAY  
LAMP-CEILING 3-REAR C2 - BLACK 1 WAY  
LAMP-CEILING 4-REAR C1 - BLACK 1 WAY  
LAMP-CEILING 4-REAR C2 - BLACK 1 WAY  
LAMP-CEILING-REAR - BLACK 4 WAY  
LAMP-ENTRY-DRIVER C1 - 1 WAY  
LAMP-ENTRY-DRIVER C2 - 1 WAY  
LAMP-ENTRY-LEFT REAR - 2 WAY  
LAMP-ENTRY-PASSENGER C1 - 1 WAY  
LAMP-ENTRY-PASSENGER C2 - 1 WAY  
LAMP-ENTRY-RIGHT REAR - 2 WAY  
LAMP-FOG-LEFT FRONT - 2 WAY  
LAMP-FOG-RIGHT FRONT - 2 WAY

LAMP-GLOVE BOX - 2 WAY  
LAMP-HEADLAMP-LEFT - BLACK 10 WAY  
LAMP-HEADLAMP-RIGHT - BLACK 12 WAY  
LAMP-IDENTIFICATION-CENTER FRONT - 2 WAY  
LAMP-IDENTIFICATION-LEFT FRONT - 2 WAY  
LAMP-IDENTIFICATION-RIGHT FRONT - 2 WAY  
LAMP-LICENSE-LEFT - BLACK 2 WAY  
LAMP-LICENSE-RIGHT - BLACK 2 WAY  
LAMP-LOAD AREA 1-LEFT C1 - BLACK 1 WAY  
LAMP-LOAD AREA 1-LEFT C2 - BLACK 1 WAY  
LAMP-LOAD AREA 1-RIGHT C1 - 1 WAY  
LAMP-LOAD AREA 1-RIGHT C2 - 1 WAY  
LAMP-LOAD AREA 2-RIGHT C1 - 1 WAY  
LAMP-LOAD AREA 2-RIGHT C2 - 1 WAY  
LAMP-LOAD AREA-REAR - BLACK 4 WAY  
LAMP-TAIL STOP 3 - 2 WAY  
LAMP-TAIL-LEFT - BLACK 7 WAY  
LAMP-TAIL-LEFT - BLACK 6 WAY  
LAMP-TAIL-RIGHT - BLACK 7 WAY  
LAMP-TAIL-RIGHT - BLACK 6 WAY  
LAMP-WORKING 1 C1 - 1 WAY  
LAMP-WORKING 1 C2 - 1 WAY  
LAMP-WORKING 2 C1 - 1 WAY  
LAMP-WORKING 2 C2 - 1 WAY  
LATCH-DOOR-DRIVER - BLACK 4 WAY  
LATCH-DOOR-LEFT SLIDING - BLACK 8 WAY  
LATCH-DOOR-PASSENGER - BLACK 4 WAY  
LATCH-DOOR-REAR - BLACK 8 WAY  
LATCH-DOOR-RIGHT SLIDING - BLACK 8 WAY  
MICROPHONE-HANDS FREE - BLACK 4 WAY  
MIRROR-OUTSIDE REARVIEW-LEFT C1 - 6 WAY  
MIRROR-OUTSIDE REARVIEW-LEFT C2 - WHITE 3 WAY  
MIRROR-OUTSIDE REARVIEW-RIGHT C1 - BLACK 6 WAY  
MIRROR-OUTSIDE REARVIEW-RIGHT C2 - YELLOW 3 WAY  
MODULE-ADAPTIVE LIGHTING - BLACK 26 WAY  
MODULE-ADDITIONAL TURN SIGNAL CONTROL - 20 WAY  
MODULE-ANTI-LOCK BRAKES - BLACK 40 WAY  
MODULE-AUXILIARY HEATER 1 C1 - BLACK 8 WAY  
MODULE-AUXILIARY HEATER 1 C2 - 4 WAY  
MODULE-AUXILIARY HEATER 2 C1 - BLACK 8 WAY  
MODULE-AUXILIARY HEATER 2 C2 - 4 WAY  
MODULE-BODY CONTROL C1 - BROWN 24 WAY  
MODULE-BODY CONTROL C3 - BLACK 20 WAY  
MODULE-BODY CONTROL C6 - BLACK 18 WAY  
MODULE-BODY CONTROL C7 - BLACK 12 WAY  
MODULE-BODY CONTROL C9 - BROWN 52 WAY  
MODULE-DOOR-DRIVER C1 - BLACK 20 WAY  
MODULE-DOOR-DRIVER C2 - BLACK 4 WAY  
MODULE-DOOR-DRIVER C3 - BLACK 4 WAY  
MODULE-DOOR-DRIVER C1 - BLACK 20 WAY  
MODULE-DOOR-DRIVER C2 - BLACK 4 WAY  
MODULE-DOOR-DRIVER C3 - BLACK 4 WAY  
MODULE-ELECTRIC BRAKE CONTROL - 4 WAY  
MODULE-ELECTRIC BRAKE CONTROL - 4 WAY  
MODULE-ENGINE CONTROL C1 - 94 WAY  
MODULE-ENGINE CONTROL C2 - 58 WAY  
MODULE-GLOW PLUG C1 - 1 WAY  
MODULE-GLOW PLUG C2 - 12 WAY

MODULE-HANDS FREE C1 - BLACK 18 WAY  
MODULE-OCCUPANT RESTRAINT CONTROLLER C1-A - 36 WAY  
MODULE-OCCUPANT RESTRAINT CONTROLLER C1-B - 36 WAY  
MODULE-OCCUPANT RESTRAINT CONTROLLER C2-A - 12 WAY  
MODULE-OCCUPANT RESTRAINT CONTROLLER C2-B - 12 WAY  
MODULE-PARK ASSIST C1 - BLACK 18 WAY  
MODULE-PARK ASSIST C2 - BLACK 12 WAY  
MODULE-POWERTRAIN CONTROL C1 - BLACK 58 WAY  
MODULE-POWERTRAIN CONTROL C2 - BLACK 96 WAY  
MODULE-PROGRAMMABLE SPECIAL C1 - GRAY 21 WAY  
MODULE-PROGRAMMABLE SPECIAL C2 - 21 WAY  
MODULE-ROOF CONTROL C1 - 6 WAY  
MODULE-ROOF CONTROL C2 - 6 WAY  
MODULE-ROOF CONTROL C3 - BLACK 12 WAY  
MODULE-ROOF CONTROL C4 - 6 WAY  
MODULE-ROOF CONTROL C5 - 3 WAY  
MODULE-ROOF CONTROL C6 - 2 WAY  
MODULE-STEERING COLUMN LOCK - BLACK 5 WAY  
MODULE-STEERING CONTROL C1 - BLACK 14 WAY  
MODULE-STEERING CONTROL C2 - BLACK 14 WAY  
MODULE-TIRE PRESSURE MONITOR - GRAY 18 WAY  
MODULE-TRAILER TOW LIGHTING C1 - BLACK 4 WAY  
MODULE-TRAILER TOW LIGHTING C2 - BLACK 4 WAY  
MODULE-TRAILER TOW LIGHTING C3 - BLACK 6 WAY  
MODULE-TRAILER TOW LIGHTING C4 - BLACK 8 WAY  
MODULE-TRANSMISSION CONTROL C1 - BLACK 18 WAY  
MODULE-TRANSMISSION CONTROL C2 - BLACK 14 WAY  
MOTOR-BLOWER - 2 WAY  
MOTOR-HEADLAMP WASHER - NATURAL 2 WAY  
MOTOR-ROOF VENTILATOR - 2 WAY  
MOTOR-SUNROOF - 6 WAY  
MOTOR-VENT WINDOW-LEFT REAR - NATURAL 2 WAY  
MOTOR-VENT WINDOW-RIGHT REAR - NATURAL 2 WAY  
MOTOR-WINDOW-DRIVER - BLACK 2 WAY  
MOTOR-WINDOW-PASSENGER - BLACK 2 WAY  
MOTOR-WIPER-FRONT - BLACK 4 WAY  
MOTOR-WIPER-REAR DOOR-LEFT - WHITE 3 WAY  
MOTOR-WIPER-REAR DOOR-RIGHT - WHITE 3 WAY  
POWER OUTLET - BOX SEAT LEFT - 2 WAY  
POWER OUTLET - FRONT - 2 WAY  
POWER OUTLET - LEFT REAR - 2 WAY  
POWER OUTLET - RIGHT REAR - 2 WAY  
PTC-HEATER C1 - BLACK 4 WAY  
PTC-HEATER C2 - 1 WAY  
PTC-HEATER C3 - 1 WAY  
PUMP-COMMON RAIL - BLACK 2 WAY  
PUMP-DOSING-AUXILIARY HEAT C1 - 2 WAY  
PUMP-DOSING-AUXILIARY HEAT C2 - 2 WAY  
PUMP-ELECTRIC AIR - 2 WAY  
PUMP-WASHER-REAR DOOR - 2 WAY  
PUMP-WASHER-WINDSHIELD - 2 WAY  
RADIO C1 - BLACK 16 WAY  
RADIO C10 - BLACK 12 WAY  
RADIO C2 - 16 WAY  
RADIO C2 - BLACK 8 WAY  
RADIO C3 - BROWN 8 WAY  
RADIO C4 - 2 WAY  
RADIO C5 - 2 WAY

RADIO C6 - 2 WAY  
RADIO C7 - LT. GREEN 2 WAY  
RADIO C8 - 2 WAY  
RADIO C9 - 2 WAY  
REGULATOR-BLOWER MOTOR - 4 WAY  
RELAY BLOCK - 75 WAY  
RELAY-ADDITIONAL-TERMINAL 15 - 4 WAY  
RELAY-AUXILIARY FAN - 6 WAY  
RELAY-AUXILIARY FAN-ROOF - 9 WAY  
RELAY-BATTERY ISOLATOR C1 - 2 WAY  
RELAY-BATTERY ISOLATOR C2 - 2 WAY  
RELAY-BATTERY ISOLATOR C3 - 1 WAY  
RELAY-BLOWER VENT - 8 WAY  
RELAY-BODY HORN - 4 WAY  
RELAY-BODY MANUFACTURER 15 - 5 WAY  
RELAY-ELECTRIC AIR PUMP - 4 WAY  
RELAY-ENGINE CONTROL - 5 WAY  
RELAY-FUEL PUMP - 5 WAY  
RELAY-HEADLAMP WASHER - 5 WAY  
RELAY-HEATED WINDSHIELD - 4 WAY  
RELAY-HORN - 5 WAY  
RELAY-ILLUMINATION - 5 WAY  
RELAY-REAR WINDOW DEFOGGER 1 - 8 WAY  
RELAY-REAR WINDOW DEFOGGER 2 - 8 WAY  
RELAY-RELIEF-TERMINAL 15 - 4 WAY  
RELAY-STARTER - 5 WAY  
RELAY-TERMINAL 15 - 5 WAY  
RELAY-TERMINAL 15R - 5 WAY  
RELAY-WIPER 1/2 FRONT - 5 WAY  
RELAY-WIPER ON/OFF FRONT - 5 WAY  
SENSOR- CAMSHAFT POSITION 1/1 - BLACK 3 WAY  
SENSOR-A/C PRESSURE - 3 WAY  
SENSOR-A/C PRESSURE-ROOF - 3 WAY  
SENSOR-ACCELERATOR PEDAL POSITION - 6 WAY  
SENSOR-AIR PUMP FLOW - BLACK 4 WAY  
SENSOR-AMBIENT AIR TEMPERATURE - BLACK 2 WAY  
SENSOR-BOOST PRESSURE - BLACK 3 WAY  
SENSOR-BRAKE-LEFT FRONT - 2 WAY  
SENSOR-BRAKE-LEFT REAR - 2 WAY  
SENSOR-BRAKE-RIGHT FRONT - 2 WAY  
SENSOR-BRAKE-RIGHT REAR - 2 WAY  
SENSOR-CAMSHAFT POSITION - BLACK 3 WAY  
SENSOR-CAMSHAFT POSITION 1/2 - BLACK 3 WAY  
SENSOR-CAMSHAFT POSITION 2/1 - BLACK 3 WAY  
SENSOR-CAMSHAFT POSITION 2/2 - BLACK 3 WAY  
SENSOR-CRANKSHAFT POSITION - BLACK 3 WAY  
SENSOR-CRANKSHAFT POSITION - BLACK 3 WAY  
SENSOR-DYNAMICS - 4 WAY  
SENSOR-EGR POSITION - BLACK 3 WAY  
SENSOR-EGR TEMPERATURE - 2 WAY  
SENSOR-ENGINE COOLANT TEMPERATURE - BLACK 2 WAY  
SENSOR-EVAPORATOR TEMPERATURE - BLACK 2 WAY  
SENSOR-EXHAUST DIFFERENTIAL PRESSURE - 5 WAY  
SENSOR-EXHAUST PRESSURE - 3 WAY  
SENSOR-EXHAUST TEMPERATURE 1/1 - NATURAL 2 WAY  
SENSOR-EXHAUST TEMPERATURE 1/2 - BLACK 2 WAY  
SENSOR-EXHAUST TEMPERATURE 1/3 - BLACK 2 WAY  
SENSOR-FUEL PRESSURE - BLACK 2 WAY

SENSOR-FUEL TANK PRESSURE - 3 WAY  
SENSOR-FUEL TEMPERATURE - BLACK 2 WAY  
SENSOR-HEADLAMP LEVEL-FRONT - 4 WAY  
SENSOR-HEADLAMP LEVEL-REAR - 4 WAY  
SENSOR-INLET AIR PRESSURE - BLACK 2 WAY  
SENSOR-INTAKE AIR TEMPERATURE - BLACK 2 WAY  
SENSOR-INTRUSION 1 C1 - 1 WAY  
SENSOR-INTRUSION 1 C2 - 1 WAY  
SENSOR-INTRUSION 1 C3 - 1 WAY  
SENSOR-INTRUSION 1 C4 - 1 WAY  
SENSOR-INTRUSION 1 C5 - 1 WAY  
SENSOR-INTRUSION 1 C6 - 1 WAY  
SENSOR-INTRUSION 1 C7 - 1 WAY  
SENSOR-INTRUSION 2 - 4 WAY  
SENSOR-INTRUSION 3 - 4 WAY  
SENSOR-KNOCK 1 - 2 WAY  
SENSOR-KNOCK 2 - 2 WAY  
SENSOR-MANIFOLD ABSOLUTE PRESSURE - BLACK 3 WAY  
SENSOR-MANIFOLD SWIRL VALVE POSITION 1 - BLACK 3 WAY  
SENSOR-MANIFOLD SWIRL VALVE POSITION 2 - BLACK 3 WAY  
SENSOR-MASS AIR FLOW - BLACK 5 WAY  
SENSOR-MASS AIR FLOW - BLACK 5 WAY  
SENSOR-OIL PRESSURE - BLACK 3 WAY  
SENSOR-OIL TEMPERATURE - BLACK 3 WAY  
SENSOR-OXYGEN - 6 WAY  
SENSOR-OXYGEN 1/1 - BLACK 6 WAY  
SENSOR-OXYGEN 1/2 - BLACK 4 WAY  
SENSOR-OXYGEN 2/1 - BLACK 6 WAY  
SENSOR-OXYGEN 2/2 - BLACK 4 WAY  
SENSOR-PARK ASSIST 1 - BLACK 3 WAY  
SENSOR-PARK ASSIST 10 - BLACK 3 WAY  
SENSOR-PARK ASSIST 2 - BLACK 3 WAY  
SENSOR-PARK ASSIST 3 - BLACK 3 WAY  
SENSOR-PARK ASSIST 4 - BLACK 3 WAY  
SENSOR-PARK ASSIST 5 - BLACK 3 WAY  
SENSOR-PARK ASSIST 6 - BLACK 3 WAY  
SENSOR-PARK ASSIST 7 - BLACK 3 WAY  
SENSOR-PARK ASSIST 8 - BLACK 3 WAY  
SENSOR-PARK ASSIST 9 - BLACK 3 WAY  
SENSOR-RAIN/LIGHT - 3 WAY  
SENSOR-SIDE IMPACT-LEFT 1 - YELLOW 2 WAY  
SENSOR-SIDE IMPACT-LEFT 2 - YELLOW 3 WAY  
SENSOR-SIDE IMPACT-RIGHT 1 - YELLOW 2 WAY  
SENSOR-SIDE IMPACT-RIGHT 2 - YELLOW 3 WAY  
SENSOR-WATER IN FUEL - BLACK 3 WAY  
SENSOR-WHEEL SPEED-LEFT FRONT - BLACK 2 WAY  
SENSOR-WHEEL SPEED-LEFT REAR - BLACK 2 WAY  
SENSOR-WHEEL SPEED-RIGHT FRONT - BLACK 2 WAY  
SENSOR-WHEEL SPEED-RIGHT REAR - BLACK 2 WAY  
SIREN - 3 WAY  
SOLENOID-AUXILIARY DRIVE - 2 WAY  
SOLENOID-CAMSHAFT POSITION 1/1 - BLACK 2 WAY  
SOLENOID-CAMSHAFT POSITION 1/2 - BLACK 2 WAY  
SOLENOID-CAMSHAFT POSITION 2/1 - BLACK 2 WAY  
SOLENOID-CAMSHAFT POSITION 2/2 - BLACK 2 WAY  
SOLENOID-MANIFOLD FLOW VALVE - 2 WAY  
SOLENOID-MANIFOLD SWIRL VALVE - 2 WAY  
SPEAKER-CENTER C1 - BLACK 2 WAY

SPEAKER-CENTER C2 - 2 WAY  
SPEAKER-LEFT DOOR - 2 WAY  
SPEAKER-LEFT REAR C1 - WHITE 1 WAY  
SPEAKER-LEFT REAR C2 - WHITE 1 WAY  
SPEAKER-LEFT SIDEWALL C1 - WHITE 1 WAY  
SPEAKER-LEFT SIDEWALL C2 - WHITE 1 WAY  
SPEAKER-RIGHT DOOR - 2 WAY  
SPEAKER-RIGHT REAR C1 - WHITE 1 WAY  
SPEAKER-RIGHT REAR C2 - WHITE 1 WAY  
SPEAKER-RIGHT SIDEWALL C1 - WHITE 1 WAY  
SPEAKER-RIGHT SIDEWALL C2 - WHITE 1 WAY  
SPEAKER-TWEETER-LEFT DOOR - BLACK 2 WAY  
SPEAKER-TWEETER-LEFT SIDEWALL - BLACK 2 WAY  
SPEAKER-TWEETER-RIGHT DOOR - BLACK 2 WAY  
SPEAKER-TWEETER-RIGHT REAR C1 - BLACK 2 WAY  
SPEAKER-TWEETER-RIGHT REAR C2 - BLACK 2 WAY  
SPEAKER-TWEETER-RIGHT SIDEWALL - BLACK 2 WAY  
STARTER (LT3) - 1 WAY  
STARTER C1 - 3 WAY  
STARTER C2 - 1 WAY  
SWITCH-AUXILIARY DRIVE-ON - BLACK 10 WAY  
SWITCH-AUXILIARY DRIVE-STOP - 2 WAY  
SWITCH-BACKUP LAMP - BLACK 2 WAY  
SWITCH-BANK - BLACK 10 WAY  
SWITCH-BODY ELECTRICAL-UPFITTERS - BLACK 10 WAY  
SWITCH-BRAKE FLUID LEVEL - 2 WAY  
SWITCH-CLUTCH PEDAL - 1 WAY  
SWITCH-COOLANT LEVEL - 2 WAY  
SWITCH-DIMMER - BLACK 8 WAY  
SWITCH-HEADLAMP LEVELING - BLACK 10 WAY  
SWITCH-HOOD AJAR - BLACK 2 WAY  
SWITCH-IGNITION C1 - BLACK 5 WAY  
SWITCH-IGNITION C2 - BLACK 8 WAY  
SWITCH-IGNITION C3 - WHITE 8 WAY  
SWITCH-IGNITION C4 - BLACK 8 WAY  
SWITCH-OIL LEVEL - BLACK 2 WAY  
SWITCH-PARKING BRAKE C1 - WHITE 1 WAY  
SWITCH-PARKING BRAKE C2 - WHITE 1 WAY  
SWITCH-PARKING HEATER - BLACK 10 WAY  
SWITCH-PARKING HEATER WARM WATER - BLACK 10 WAY  
SWITCH-POWER WINDOW-PASSENGER - BLACK 8 WAY  
SWITCH-POWER WINDOW/MIRROR-DRIVER C1 - BLACK 8 WAY  
SWITCH-POWER WINDOW/MIRROR-DRIVER C2 - BLACK 6 WAY  
SWITCH-POWER WINDOW/MIRROR-DRIVER C3 - BLACK 3 WAY  
SWITCH-ROOF LAMP-REAR - BLACK 10 WAY  
SWITCH-ROOF VENTILATOR - BLACK 10 WAY  
SWITCH-SEAT BELT-DRIVER - YELLOW 2 WAY  
SWITCH-SPEED CONTROL - BLACK 10 WAY  
SWITCH-STOPLAMP - BLACK 4 WAY  
SWITCH-WASHER FLUID LEVEL - 2 WAY  
THERMOSTAT - BLACK 2 WAY  
THROTTLE BODY - BLACK 6 WAY  
VALVE-CLUTCH C1 - 2 WAY  
VALVE-CLUTCH C2 - 2 WAY  
VALVE-CLUTCH C3 - 2 WAY  
VALVE-EGR - BLACK 3 WAY  
VALVE-EGR SWITCHOVER - BLACK 2 WAY  
VALVE-ELECTRIC AIR PUMP SWITCHOVER - BLACK 2 WAY

VALVE-HEATER CONTROL - BLACK 2 WAY

VALVE-POWER STEERING PUMP - BLACK 2 WAY

VALVE-PURGE CONTROL - BLACK 2 WAY

VALVE-SHUT-OFF - BLACK 2 WAY

WINDSHIELD-ELECTRIC HEATED 1 C1 - BLACK 1 WAY

WINDSHIELD-ELECTRIC HEATED 1 C2 - BLACK 1 WAY

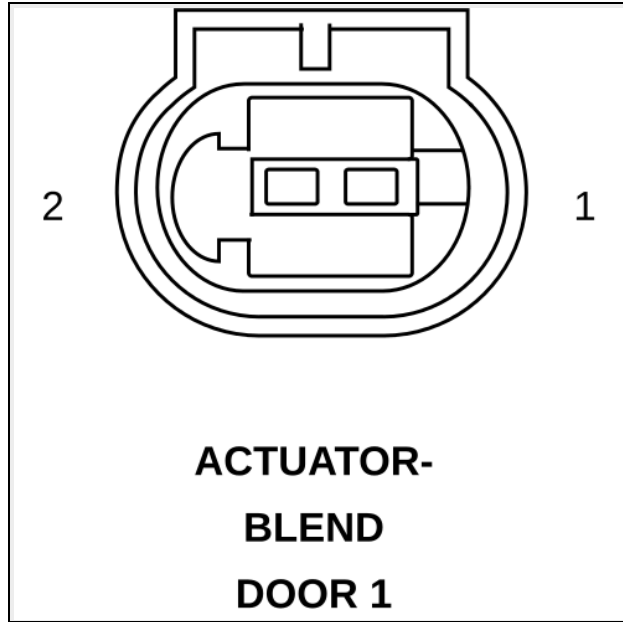
WINDSHIELD-ELECTRIC HEATED 2 C1 - BLACK 1 WAY

WINDSHIELD-ELECTRIC HEATED 2 C2 - BLACK 1 WAY



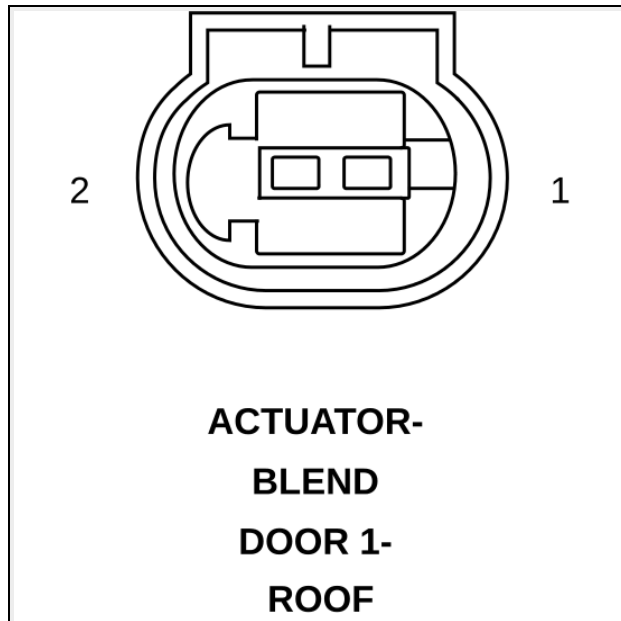
**ACTUATOR-BLEND DOOR - 5 WAY**

CAV	CIRCUIT	FUNCTION
1	2395 20BK	POTENTIOMETER-TEMPERATURE MIXING FLAP ACTUATOR MOTOR
2	2396 20GY	POTENTIOMETER-TEMPERATURE MIXING FLAP ACTUATOR MOTOR
3	2397 20RD	POTENTIOMETER-TEMPERATURE MIXING FLAP ACTUATOR MOTOR
4	2398 20YL	MINUS TEMPERATURE MIXING FLAP ACTUATOR MOTOR
5	2399 20WT	PLUS TEMPERATURE MIXING FLAP ACTUATOR MOTOR



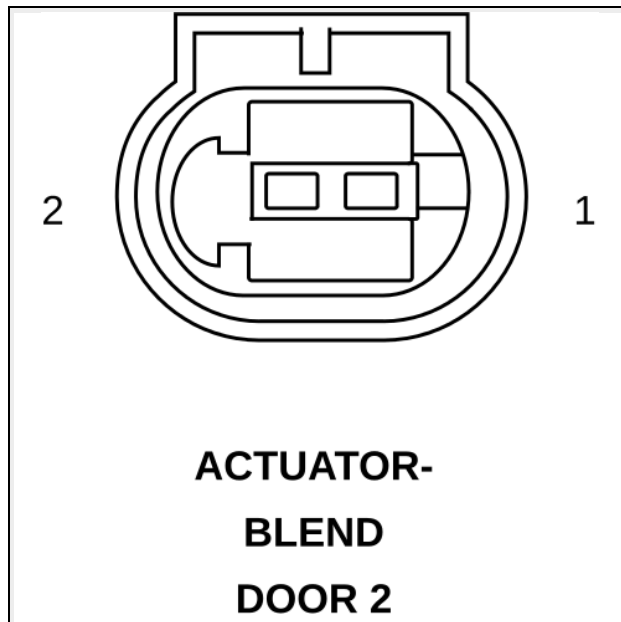
**ACTUATOR-BLEND DOOR 1 - 2 WAY**

CAV	CIRCUIT	FUNCTION
1	U54 10RD	-
2	2346 10BR	-



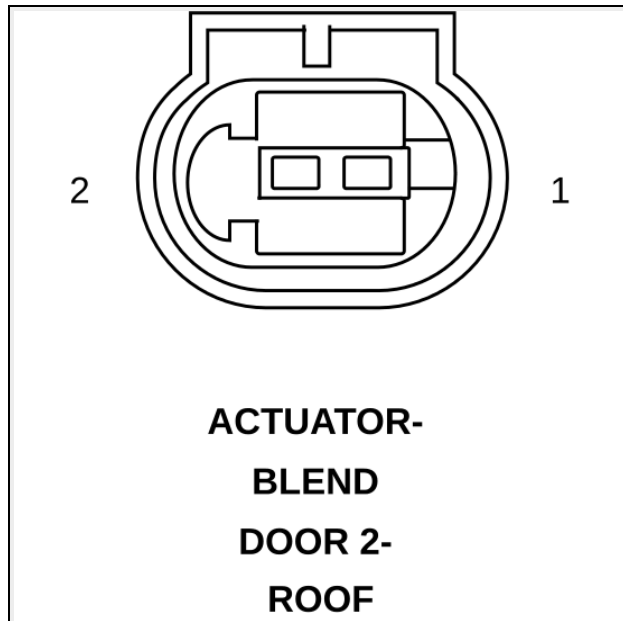
**ACTUATOR-BLEND DOOR 1-ROOF - 2 WAY**

CAV	CIRCUIT	FUNCTION
1	U57 10RD	-
2	3642 10BR	-



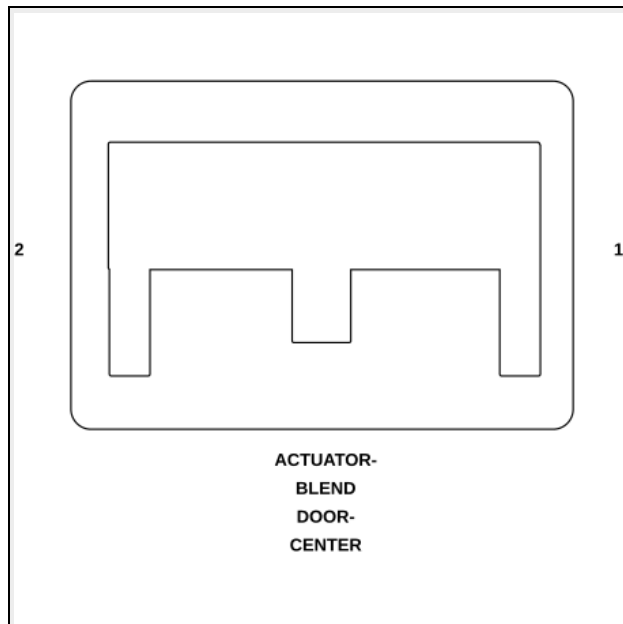
**ACTUATOR-BLEND DOOR 2 - 2 WAY**

CAV	CIRCUIT	FUNCTION
1	2345 10RD	-
2	U55 10BR	GROUND



**ACTUATOR-BLEND DOOR 2-ROOF - 2 WAY**

CAV	CIRCUIT	FUNCTION
1	3644 10RD	-
2	U58 10BR	GROUND



**ACTUATOR-BLEND DOOR-CENTER - 2 WAY**

CAV	CIRCUIT	FUNCTION
1	U2884 18YL/BK	-
2	3841 18BR	GROUND

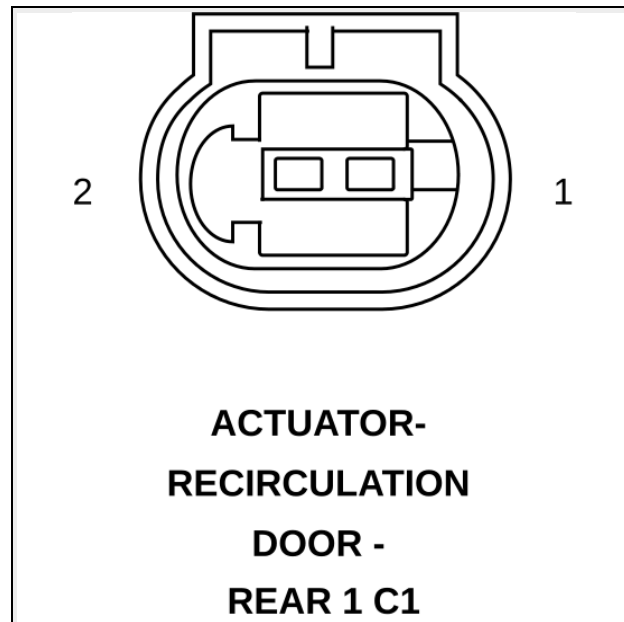
**ACTUATOR-MODE DOOR - 5 WAY**

CAV	CIRCUIT	FUNCTION
1	2404 20BR/BK	-
2	2767 20GY/YL	-
3	2405 20RD/BK	-
4	2402 20GY/DG	-
5	2403 20DB/RD	-

---

**ACTUATOR-RECIRCULATION DOOR - GRAY 2 WAY**

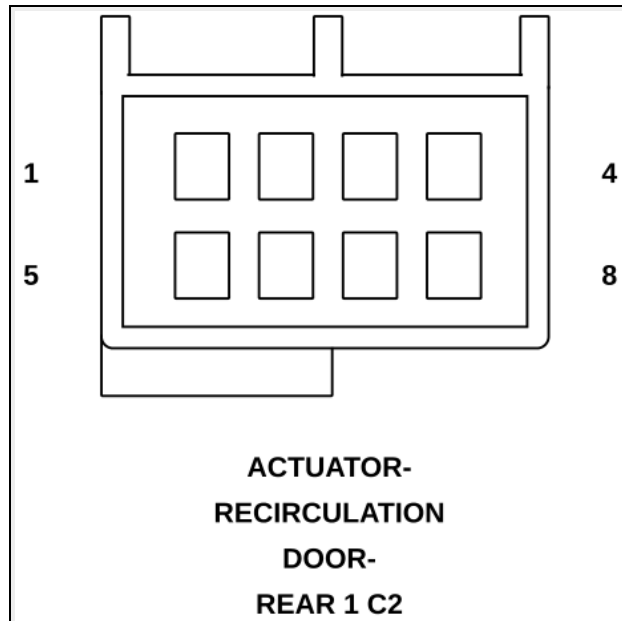
CAV	CIRCUIT	FUNCTION
1	2391 20 DG	-
1	2394 20 DG	-
2	2392 20 OR	-
2	2393 20 OR	-



**ACTUATOR-RECIRCULATION DOOR-REAR 1 C1 - 2 WAY**

CAV	CIRCUIT	FUNCTION
1	2738 10BR	GROUND
2	1552 10RD/GY	-

---

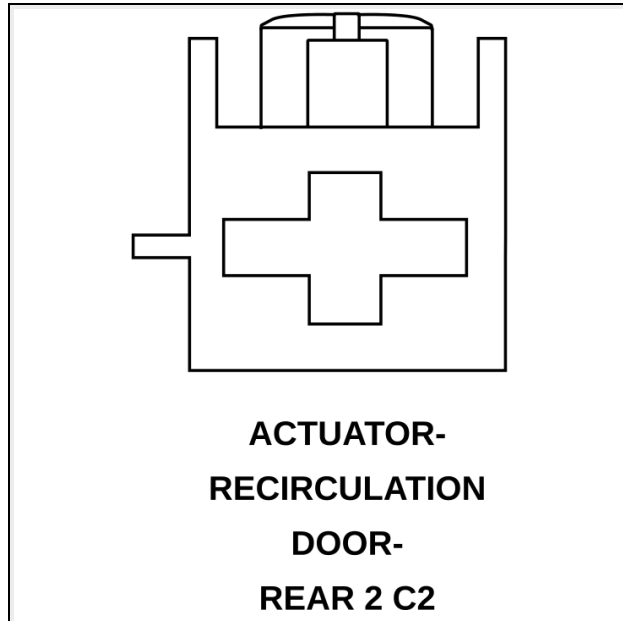


**ACTUATOR-RECIRCULATION DOOR-REAR 1 C2 - 8 WAY**

CAV	CIRCUIT	FUNCTION
1	2734 20BK/WT	POTENTIOMETER-WATER VALVE-REAR HEATING
2	2736 20GY/WT	POTENTIOMETER-WATER VALVE-REAR HEATING
3	2735 20RD/WT	POTENTIOMETER-WATER VALVE-REAR HEATING
4	2737 20DG/RD	BLOWER CONTROL SIGNAL-REAR HEATING
5	2733 20YL/WT	ACTUATOR MOTOR-WATER VALVE-REAR HEATING
6	2732 20BR/WT	ACTUATOR MOTOR-WATER VALVE-REAR HEATING
7	-	-
8	-	-

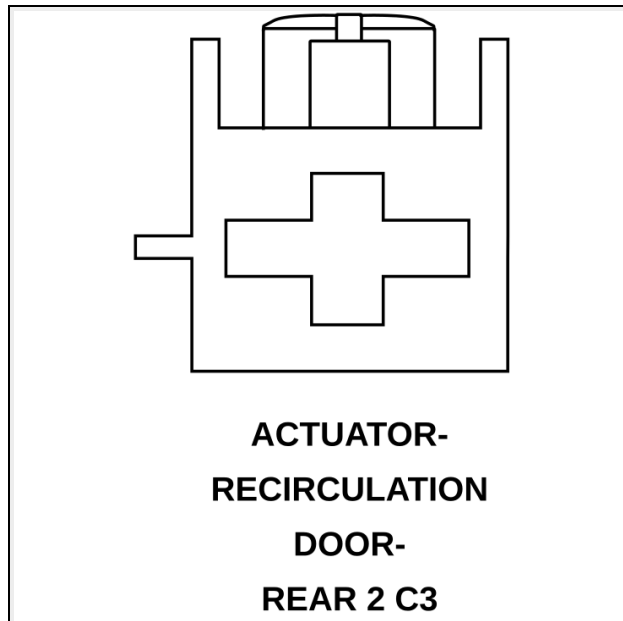
**ACTUATOR-RECIRCULATION DOOR-REAR 2 C1 - 10 WAY**

CAV	CIRCUIT	FUNCTION
1	U6112 20BR/YL	-
2	2756 20GY/DB	-
3	2755 20RD/DB	-
4	2760 20DG/VT	-
5	2758 20YL/DB	-
6	2759 20BR/DB	-
7	U6112 20BR/YL	-
8	2763 20RD/YL	-
9	2762 20RD/DG	-
10	2761 20BR/DG	-



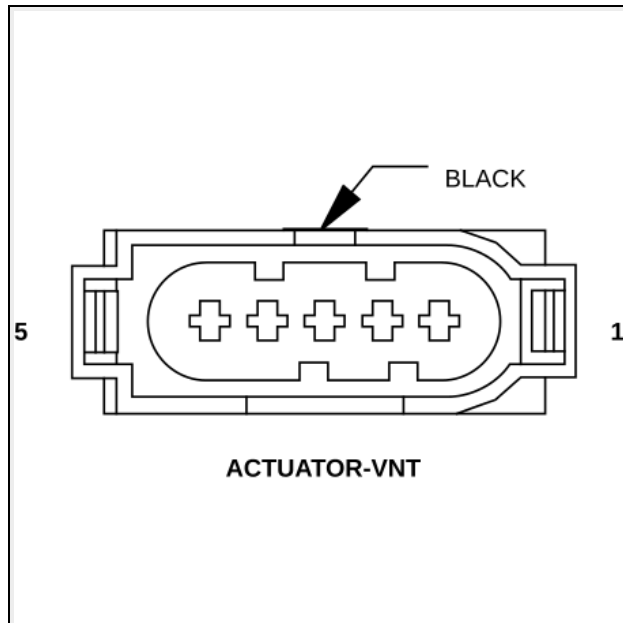
**ACTUATOR-RECIRCULATION DOOR-REAR 2 C2 - 1 WAY**

CAV	CIRCUIT	FUNCTION
1	2765 8BR	GROUND



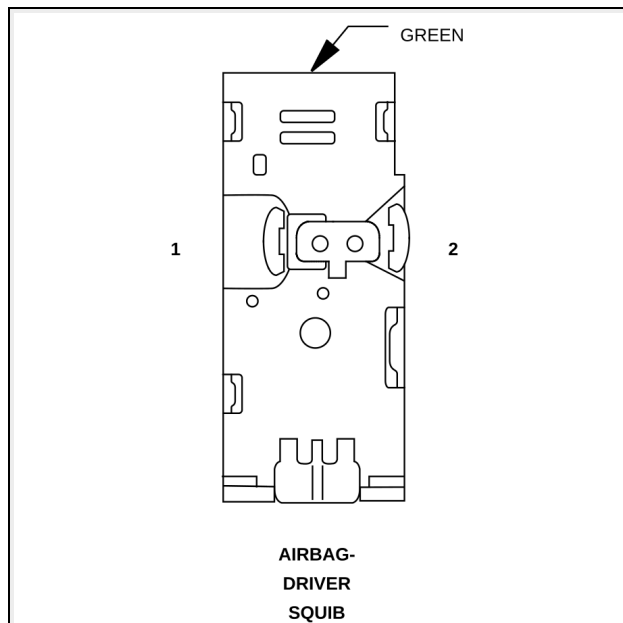
**ACTUATOR-RECIRCULATION DOOR-REAR 2 C3 - 1 WAY**

CAV	CIRCUIT	FUNCTION
1	2766 8RD	-



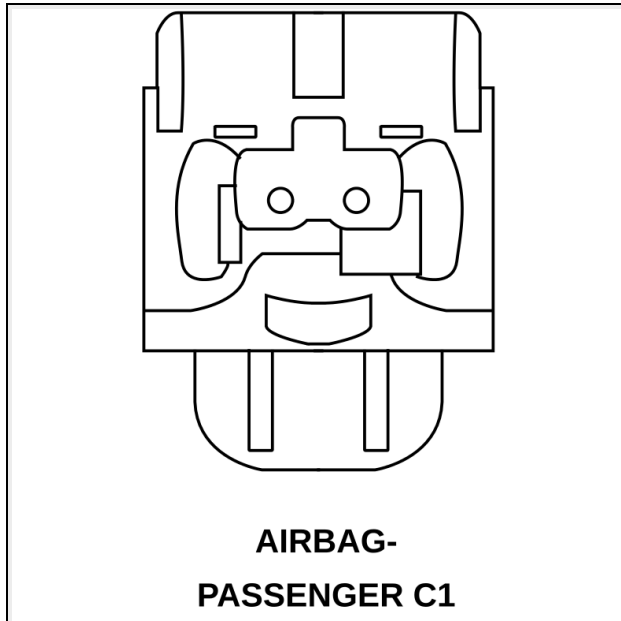
**ACTUATOR-VNT - BLACK 5 WAY**

CAV	CIRCUIT	FUNCTION
1	U748 18BK/DG	FUSED ASD RELAY OUTPUT
2	U6113 18BR	-
3	1354 18GY/RD	-
4	-	-
5	-	-



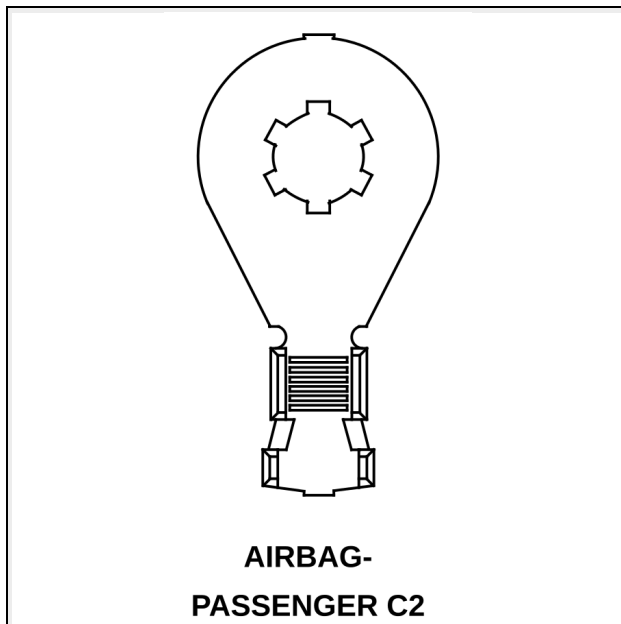
**AIRBAG-DRIVER SQUIB - GREEN 2 WAY**

CAV	CIRCUIT	FUNCTION
1	279	DRIVER SQUIB LINE 1
2	280	DRIVER SQUIB LINE 2



**AIRBAG-PASSENGER C1 - 2 WAY**

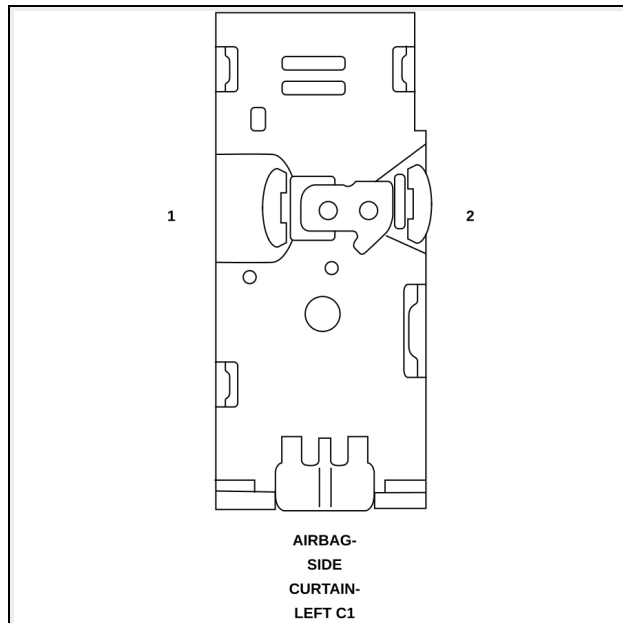
CAV	CIRCUIT	FUNCTION
1	281 20DG	PASSENGER SQUIB 1 LINE 1
2	282 20OR/DG	PASSENGER SQUIB 1 LINE 2



**AIRBAG-PASSENGER C2 - 1 WAY**

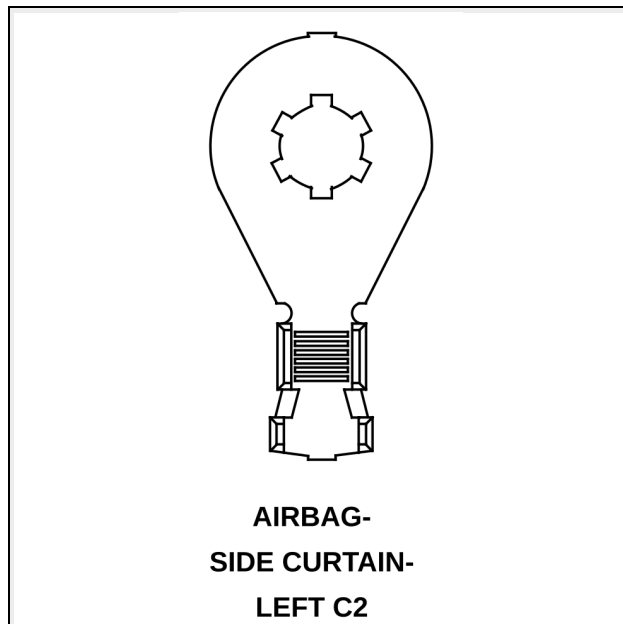
CAV	CIRCUIT	FUNCTION
1	3861 18BR	GROUND





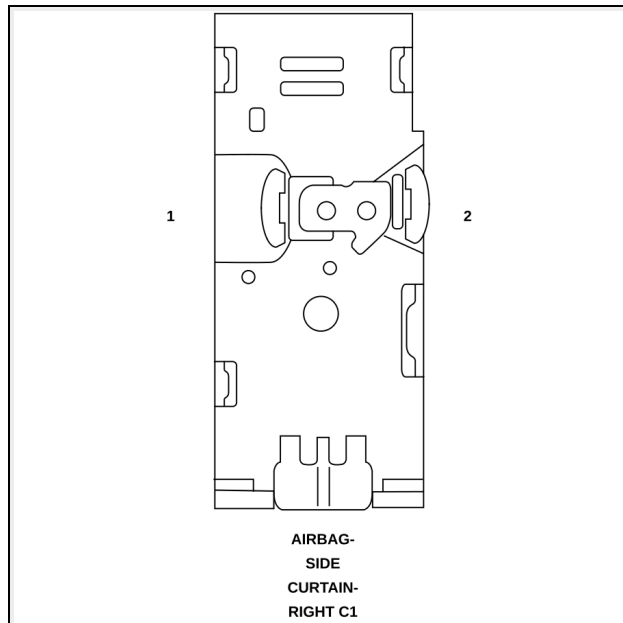
**AIRBAG-SIDE CURTAIN-LEFT C1 - 2 WAY**

CAV	CIRCUIT	FUNCTION
1	320 20GY	LEFT CURTAIN SQUIB 1 LINE 1
2	321 20OR/GY	LEFT CURTAIN SQUIB 1 LINE 2



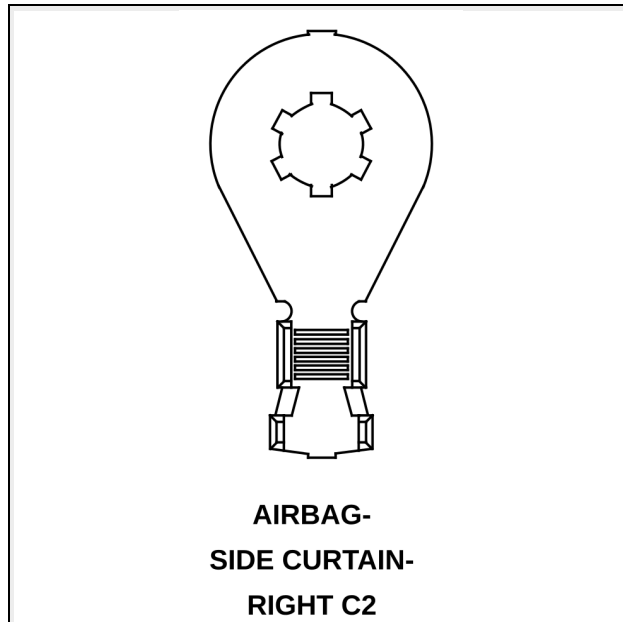
**AIRBAG-SIDE CURTAIN-LEFT C2 - 1 WAY**

CAV	CIRCUIT	FUNCTION
1	462 20BR	GROUND



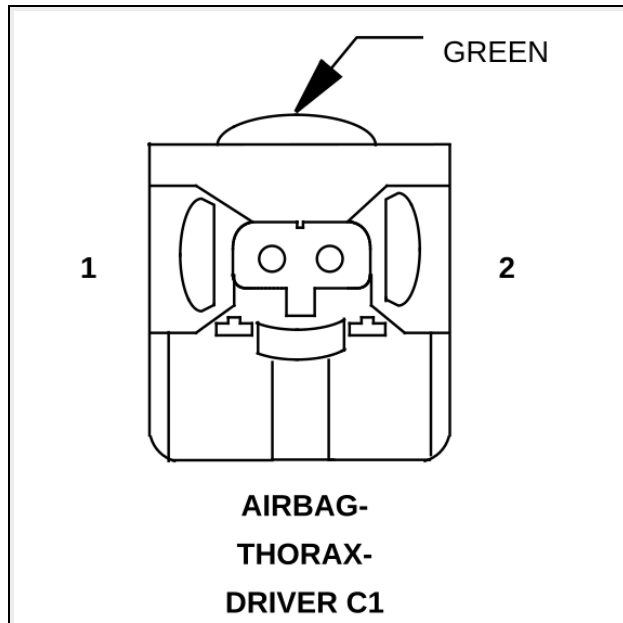
**AIRBAG-SIDE CURTAIN-RIGHT C1 - 2 WAY**

CAV	CIRCUIT	FUNCTION
1	322 20WT	RIGHT CURTAIN SQUIB 1 LINE 1
2	323 20OR/WT	RIGHT CURTAIN SQUIB 1 LINE 2



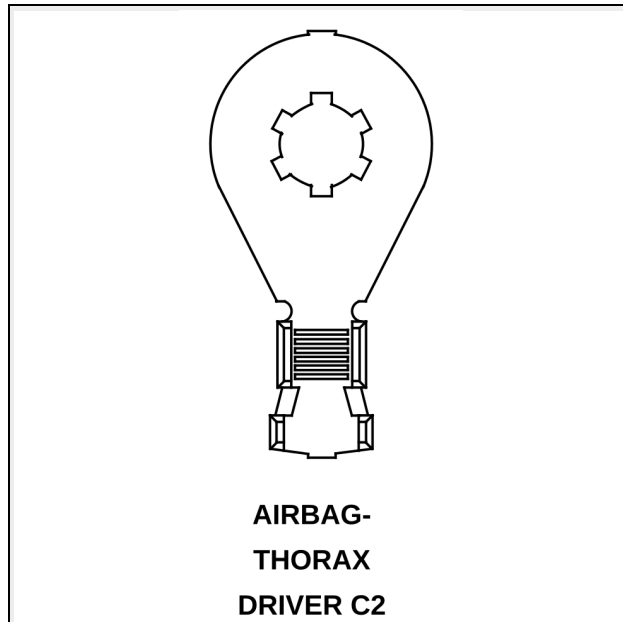
**AIRBAG-SIDE CURTAIN-RIGHT C2 - 1 WAY**

CAV	CIRCUIT	FUNCTION
1	463 20BR	GROUND



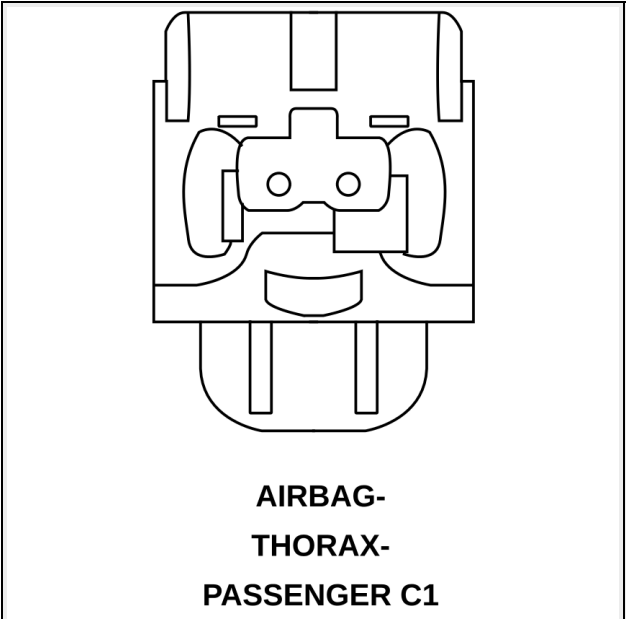
**AIRBAG-THORAX-DRIVER C1 - GREEN 2 WAY**

CAV	CIRCUIT	FUNCTION
1	312 20DB	DRIVER THORAX SQUIB 1 LINE 1
2	313 20BR	DRIVER THORAX SQUIB 1 LINE 2



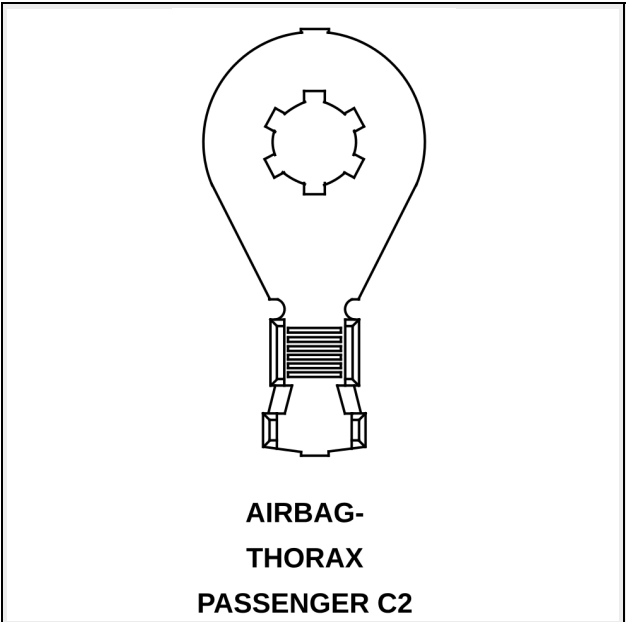
**AIRBAG-THORAX-DRIVER C2 - 1 WAY**

CAV	CIRCUIT	FUNCTION
1	3863 18BR	GROUND



**AIRBAG-THORAX-PASSENGER C1 - 2 WAY**

CAV	CIRCUIT	FUNCTION
1	326 20DB	PASSENGER THORAX SQUIB 1 LINE 2
2	327 20BR	PASSENGER THORAX SQUIB 1 LINE 1

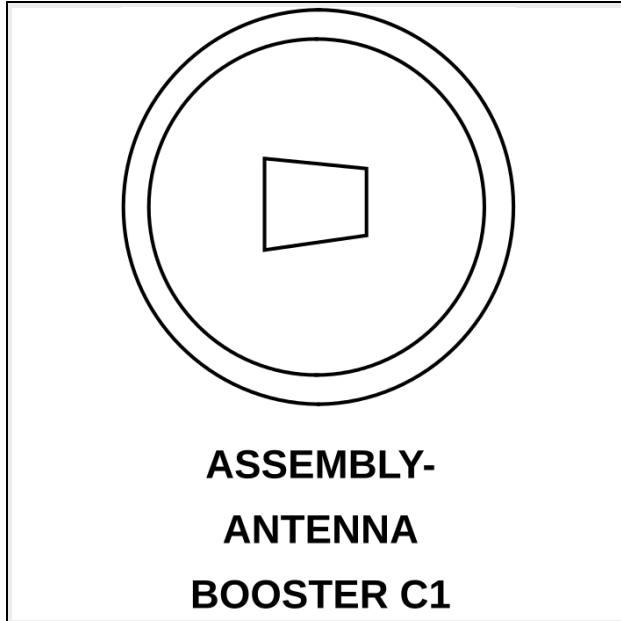


**AIRBAG-THORAX-PASSENGER C2 - 1 WAY**

CAV	CIRCUIT	FUNCTION
1	3865 18BR	GROUND

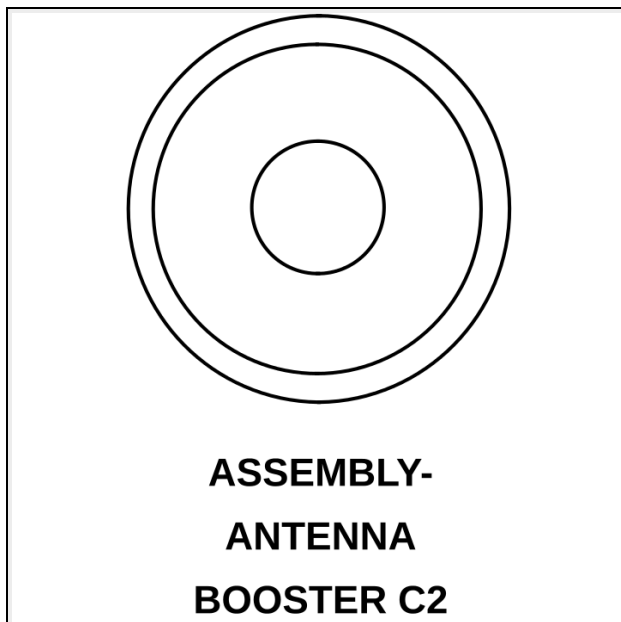
ANTENNA-FBS-HATCH - 2 WAY

CAV	CIRCUIT	FUNCTION
1	230 20WT	-



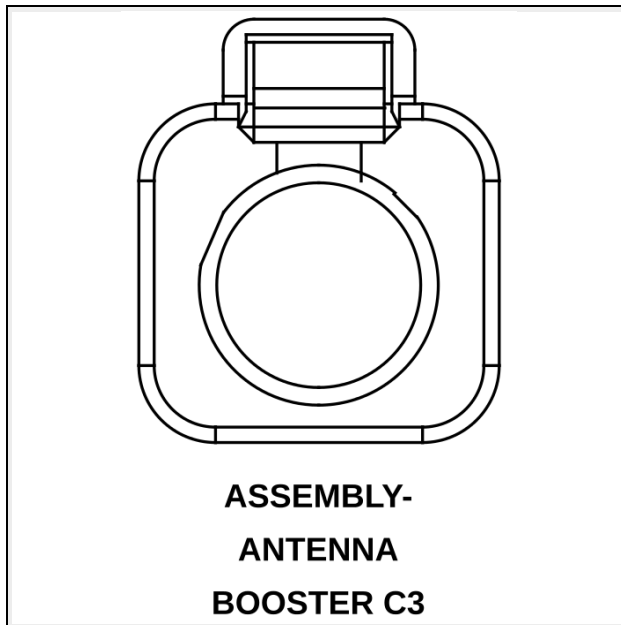
ASSEMBLY-ANTENNA BOOSTER C1 - 2 WAY

CAV	CIRCUIT	FUNCTION
1	4788 22TR	OUTPUT-ANTENNA
2	4791 22	OUTPUT-ANTENNA SHIELD



ASSEMBLY-ANTENNA BOOSTER C2 - 2 WAY

CAV	CIRCUIT	FUNCTION
1	4778 22TR	OUTPUT-ANTENNA
2	4782 22	OUTPUT-ANTENNA SHIELD

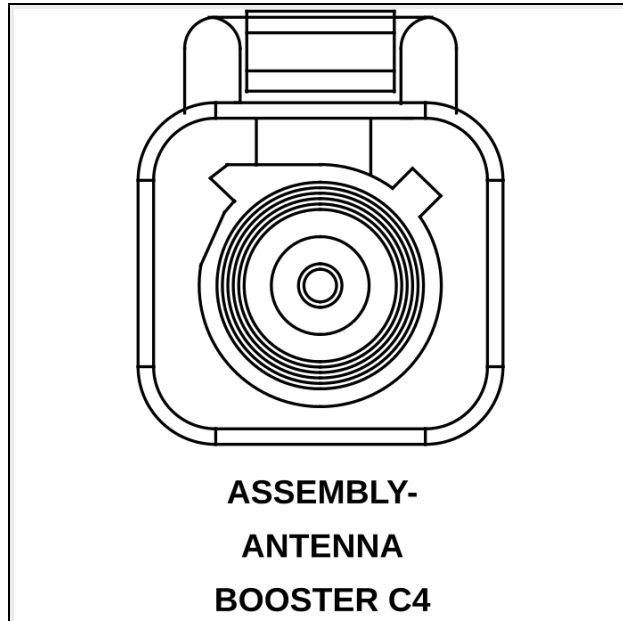


**ASSEMBLY-ANTENNA BOOSTER C3 - 2 WAY**

CAV	CIRCUIT	FUNCTION
1	4779 22TR	OUTPUT-ANTENNA
1	4781 22TR	OUTPUT-ANTENNA
2	4783 22	OUTPUT-ANTENNA SHIELD
2	4785 22	OUTPUT-ANTENNA SHIELD

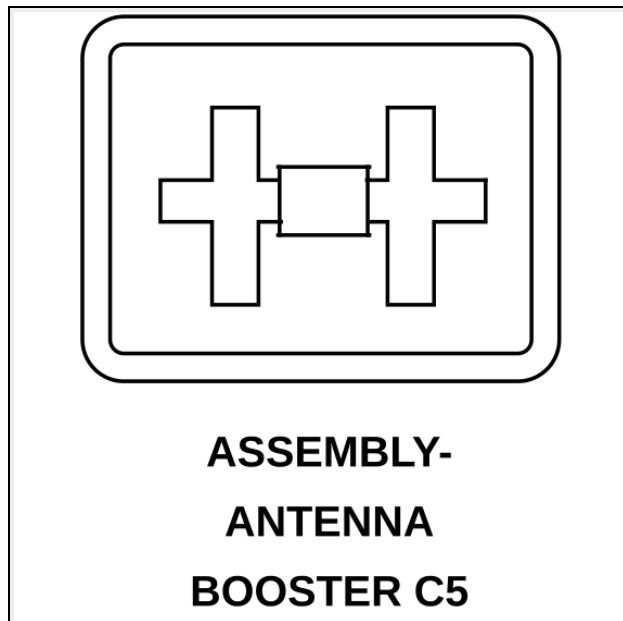
**ASSEMBLY-ANTENNA BOOSTER C3 - 2 WAY**

CAV	CIRCUIT	FUNCTION
1	3978 22TR	ANTENNA OUTPUT
2	3977 22	ANTENNA OUTPUT SHIELD



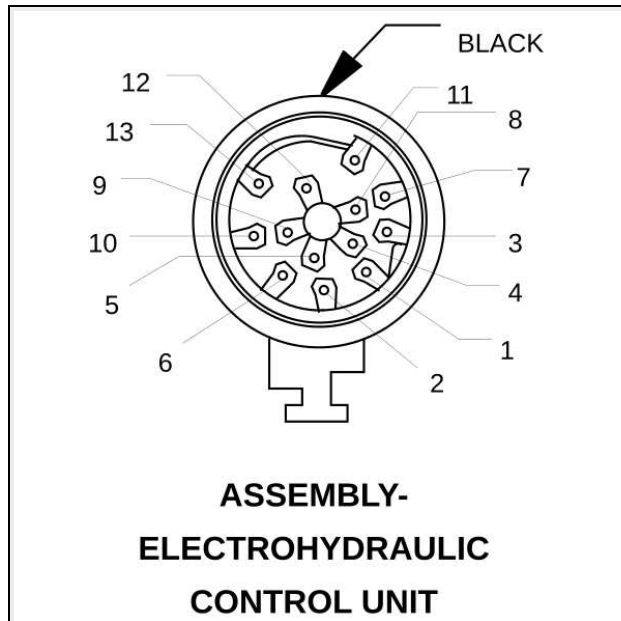
**ASSEMBLY-ANTENNA BOOSTER C4 - 2 WAY**

CAV	CIRCUIT	FUNCTION
1	4786 22TR	OUTPUT-ANTENNA
1	4787 22TR	OUTPUT-ANTENNA
2	4789 22	OUTPUT-ANTENNA SHIELD
2	4790 22	OUTPUT-ANTENNA SHIELD



**ASSEMBLY-ANTENNA BOOSTER C5 - 2 WAY**

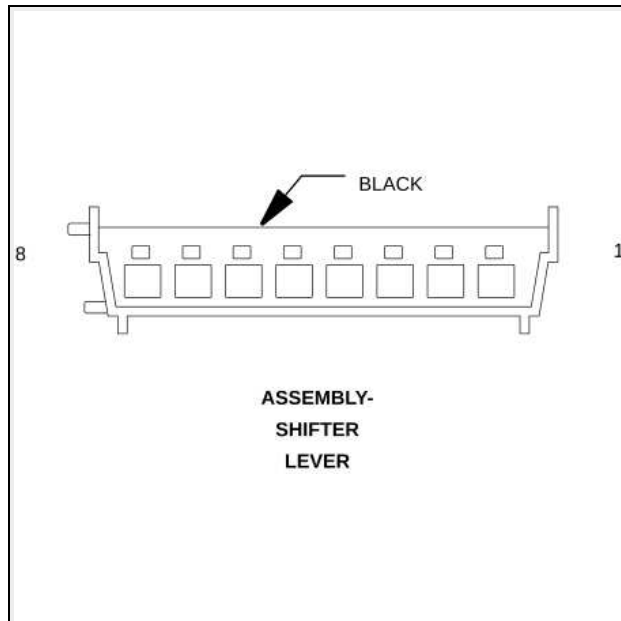
CAV	CIRCUIT	FUNCTION
1	4795 18YL/BK	INPUT SIGNAL ANTENNA
2	U2884 18YL/BK	TERMINAL 31



**ASSEMBLY-ELECTROHYDRAULIC CONTROL UNIT - BLACK 13 WAY**

CAV	CIRCUIT	FUNCTION
1	754 20YL	INPUT SPEED 2 (N3) SIGNAL
2	755 20GY/YL	MODULATION PRESSURE CONTROL
3	746 20PK	INPUT SPEED 1 (N2) SIGNAL
4	753 20DG	TEMPERATURE-P/N SIGNAL
5	-	-
6	757 18WT	SOLENOID SUPPLY VOLTAGE
7	747 20DB	SENSOR SUPPLY VOLTAGE
8	750 20BK/WT	2-3 CONTROL
9	749 20BK/DB	3-4 CONTROL
10	756 20GY/DB	SHIFT PRESSURE CONTROL
11	751 20BK/YL	TCC CONTROL
12	752 20GY	SENSOR GROUND
13	748 20BK/DG	1-2/4-5 CONTROL





**ASSEMBLY-SHIFTER LEVER - BLACK 8 WAY**

CAV	CIRCUIT	FUNCTION
1	827 18BK/DG	INPUT TERM.15
2	893 18BR	GROUND
3	2486 20BK/YL	TERM.15C
4	-	-
5	-	-
6	831 20DG	CAN C BUS (-)
7	832 20DG/WT	CAN C BUS (+)
8	U815 20GY/DB	TERM.58D

**BACKLITE-ELECTRIC HEATED-LEFT C1 - 1 WAY**

CAV	CIRCUIT	FUNCTION
1	2415 12GY	-

**BACKLITE-ELECTRIC HEATED-LEFT C2 - 1 WAY**

CAV	CIRCUIT	FUNCTION
1	2416 12BR	GROUND

**BACKLITE-ELECTRIC HEATED-RIGHT C1 - 1 WAY**

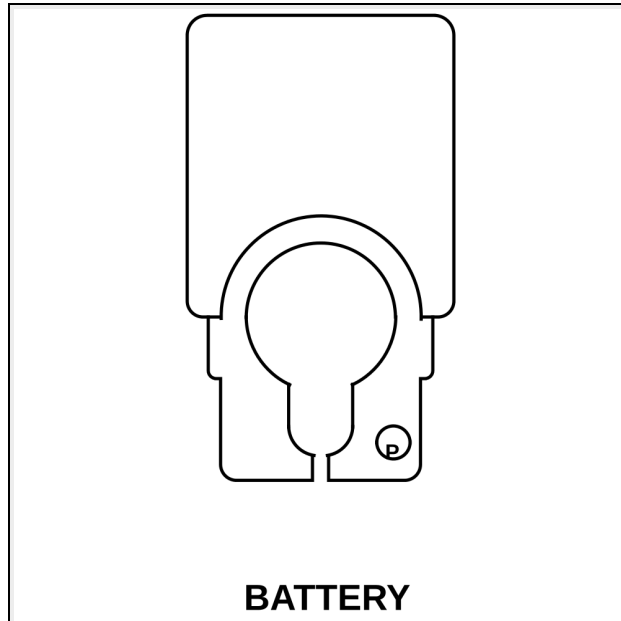
CAV	CIRCUIT	FUNCTION
1	2417 12BR	GROUND

---

**BACKLITE-ELECTRIC HEATED-RIGHT C2 - 1 WAY**

CAV	CIRCUIT	FUNCTION
1	2418 12GY	-

---



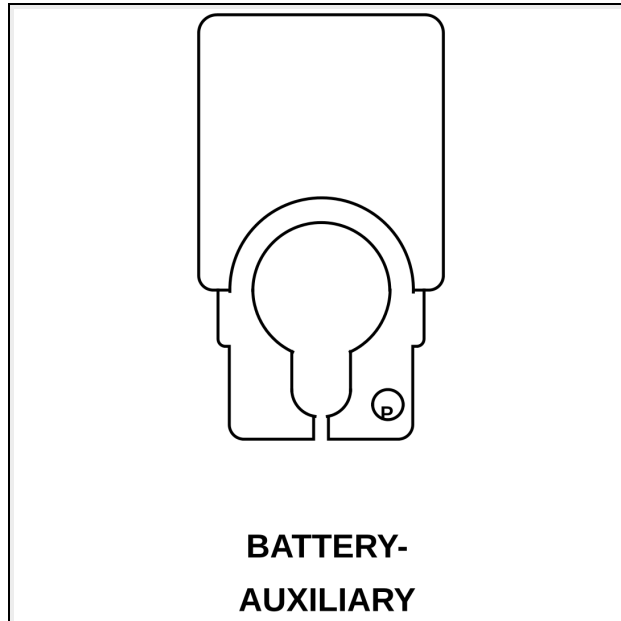
**BATTERY - 1 WAY**

CAV	CIRCUIT	FUNCTION
1	1 1BR	GROUND
1	4292 1BK	GROUND

---

### BATTERY-AUXILIARY - 1 WAY

CAV	CIRCUIT	FUNCTION
1	1949 1BK	-
1	423 1BK	-



### BATTERY-AUXILIARY - 1 WAY

CAV	CIRCUIT	FUNCTION
1	1950 1BR	GROUND

### C100 - 3 WAY

CAV	CIRCUIT	FUNCTION
1	1599 18DG/GY	-
2	274 18BK/DG	-
2	275 18BK/DG	-
3	1633 18YL/VT	-

### C100 - 3 WAY

CAV	CIRCUIT	FUNCTION
1	272 20DG/GY	-
2	U796 16BK/YL	-
3	273 20YL/VT	-

**C101 - 2 WAY**

CAV	CIRCUIT	FUNCTION
1	3583 8BK	-
2	3927 10BR	GROUND

---

**C101 - 2 WAY**

CAV	CIRCUIT	FUNCTION
1	3584 10BK	-
2	U625 10BR	GROUND

---

**C102 - 4 WAY**

CAV	CIRCUIT	FUNCTION
1	U54 6RD	-
2	U55 6BR	GROUND
3	2351 18DB/VT	-
4	2350 18DB/WT	-

---

**C102 - 4 WAY**

CAV	CIRCUIT	FUNCTION
1	2361 6RD	-
1	3932 6RD	-
1	3933 8RD	-
2	2362 6BR	GROUND
3	2363 18DB/VT	-
4	2364 18DB/WT	-

---

**C103 - 9 WAY**

CAV	CIRCUIT	FUNCTION
1	4816 12VT	-
2	-	-
3	U748 18BK/DG	-
4	3280 18DB/BK	-
5	-	-
6	U6113 14BR	-
7	4813 18DB/DG	-
8	444 18BK/WT	-
8	U364 16BK/WT	-
9	4817 18DB/YL	-

---

**C103 - 9 WAY**

CAV	CIRCUIT	FUNCTION
1	2254 12VT	-
2	-	-
3	U777 18BK/DG	-
4	-	-
5	-	-
6	-	-
7	2359 18DB/DG	-
8	U370 18BK/WT	-
9	3632 18DB/YL	-

---

**C103 - 8 WAY**

CAV	CIRCUIT	FUNCTION
1	3916 12VT	-
2	U777 12BK/DG	-
3	U782 12BK/DB	-
4	U798 14BK/YL	-
5	4209 18BK/GY	-
6	4210 18BK/WT	-
7	3912 18DB/DG	-
8	3911 18DB/YL	-

---

**C103 - 8 WAY**

CAV	CIRCUIT	FUNCTION
1	3915 12VT	-
2	U793G12BK/DG	-
3	U792 12BK/DB	-
4	U796 14BK/YL	-
5	U794 18BK/GY	-
6	U795 18BK/WT	-
7	3913 18DB/DG	-
8	3914 18DB/YL	-

---

**C104 - 8 WAY**

<b>CAV</b>	<b>CIRCUIT</b>	<b>FUNCTION</b>
1	44 12BR	-
1	3756 12BR	GROUND
2	45 12RD/DG	-
2	3755 12RD/DG	-
3	46 20DB	-
3	3758 20DB	-
4	47 20DB/YL	-
4	3757 20DB/YL	-
5	1687 20BR/VT	-
6	1686 20DG/VT	-
7	1688 20VT/RD	-
8	-	-

---

**C104 - 8 WAY**

<b>CAV</b>	<b>CIRCUIT</b>	<b>FUNCTION</b>
1	3819 12BR	GROUND
2	3820 12RD/DG	-
3	3821 20DB	-
3	3989 20DB	-
4	3822 20DB/YL	-
5	3823 20BR/VT	-
6	3824 20DG/VT	-
7	3825 20VT/RD	-
8	-	-

---

**C105 - 8 WAY**

CAV	CIRCUIT	FUNCTION
1	1277 18DG/DB	-
2	1279 18DG/GY	-
3	1278 16DG/BK	-
4	-	-
5	1276 18DG/BR	-
6	1280 18DG/PK	-
7	1312 20VT/RD	-
8	1313 20BR/VT	-

---

**C105 - 8 WAY**

CAV	CIRCUIT	FUNCTION
1	416 18DG/DB	-
2	417 18DG/GY	-
3	418 16DG/BK	-
4	-	-
5	419 18DG/BR	-
6	420 18DG/PK	-
7	421 20VT/RD	-
8	422 20BR/VT	-

---

**C200 - 3 WAY**

CAV	CIRCUIT	FUNCTION
1	U3622 20DB/DG	-
2	U3623 20BR/DG	-
3	U3624 20BK/DG	-

---

**C200 - 3 WAY**

CAV	CIRCUIT	FUNCTION
1	2477 20DB/DG	-
2	2479 20BR/DG	-
3	2481 20BK/DG	-

---

**C201 - 4 WAY**

CAV	CIRCUIT	FUNCTION
1	1826 12BR	GROUND
2	379 12RD/DG	-
3	5161 14BR/DB	-
3	931 14BR/DG	FUSED D(+) RELAY NO. 1 OUTPUT
4	5160 14BR/OR	-
4	930 14BR/VT	HEADLAMP ADJUST SWITCH OUTPUT

---

**C201 - 4 WAY**

CAV	CIRCUIT	FUNCTION
1	1825 12BR	GROUND
2	1824 12RD/WT	-
3	5164 14BR/DB	-
3	1842 14BR/DG	-
4	5165 14BR/OR	-
4	1843 14BR/VT	-

---

**C201 - 4 WAY**

CAV	CIRCUIT	FUNCTION
1	1825 12BR	GROUND
2	1824 12RD/WT	-
3	1842 14BR/DG	-
3	5164 14BR/DB	-
4	1843 14BR/VT	-
4	5165 14BR/OR	-

---



**C202 - 6 WAY**

<b>CAV</b>	<b>CIRCUIT</b>	<b>FUNCTION</b>
1	U281 14BR/RD	-
1	U281 14BR/RD	-
2	U282 14BR/WT	-
2	U282 14BR/WT	-
3	U283 14BR/PK	-
4	U284 14BR/GY	-
5	3505 14RD/BK	-
5	U4715 14RD/BK	-
6	-	-

---

**C202 - 6 WAY**

<b>CAV</b>	<b>CIRCUIT</b>	<b>FUNCTION</b>
1	1994 14BR/RD	-
1	24 14BR/RD	-
1	4366 14BR/RD	-
1	4747 14BR/RD	-
1	4756 14BR/RD	-
1	4757 14BR/RD	-
1	U2880 14BR/RD	-
2	1995 14BR/WT	-
2	25 14BR/WT	-
2	4367 14BR/WT	-
2	4748 14BR/WT	-
2	4755 14BR/WT	-
2	4758 14BR/WT	-
2	U2881 14BR/WT	-
3	1988 14BR/PK	-
3	22 14BR/PK	GROUND
3	4364 14BR/PK	-
3	U2882 14BR/PK	-
4	1989 14BR/GY	-
4	23 14BR/GY	-
4	4365 14BR/GY	-
4	U2883 14BR/GY	-
5	-	-
6	-	-

---

**C203 - 28 WAY**

CAV	CIRCUIT	FUNCTION
1	11 20BR/RD	-
2	12 20BR	-
3	827 18BK/DG	-
4	30 20BK/GY	-
5	U815 20GY/DB	-
6	U363 18BK/RD	-
7	379 20VT/WT	-
8	380 20VT	-
9	670 20RD/DG	-
10	669 20BR/DG	-
11	668 20BK/DB	-
14	99 20OR	-
15	98 20BK/OR	-
18	2342 20DB/RD	-
19	2343 20DG	-
20	2344 20BR/DB	-
21	2357 18DB/VT	-
22	2356 18DB/WT	-
23	2358 18DB/DG	-
24	2369 18DB/GY	-
25	2386 20VT/YL	-
26	32 20VT/DG	-
27	2384 20VT/BK	-
27	33 20VT/BK	-
28	2389 20OR/WT	-

---

**C203 - 28 WAY**

<b>CAV</b>	<b>CIRCUIT</b>	<b>FUNCTION</b>
1	1780 20BR/RD	-
2	1781 20BR	-
3	2485 18BK/DG	-
4	2999 18BK/GY	-
5	1871 20GY/DB	-
6	2498 18BK/RD	-
7	835 20VT/WT	-
8	836 20VT	-
9	674 20RD/DG	-
10	675 20BR/DG	-
11	676 20BK/DB	-
14	U3612A 20OR	-
15	U356N 20BK/OR	-
18	2341 20DB/RD	-
19	2340 20DG	-
20	2339 20BR/DB	-
21	2363 18DB/VT	-
22	2364 18DB/WT	-
23	2359 18DB/DG	-
23	3384 18DB/DG	-
23	3912 18DB/DG	-
23	4708 18DB/DG	-
23	50 18DB/DG	-
24	3358 18DB/GY	-
25	2373 20VT/YL	-
26	2372 20VT/DG	-
27	2375 20VT/BK	-
28	2374 20OR/WT	-

---

**C204 - 10 WAY**

CAV	CIRCUIT	FUNCTION
1	1469 18BK/DG	-
1	2555 18BK/DG	-
2	1436 18BR	GROUND
3	1832 18DG/DB	-
4	1813 18GY/DB	-
5	1814 18GY/YL	-
6	1815 18GY/DG	-
7	U3622C 20DB/DG	-
8	U3623C 20BR/DG	-
9	U3624C 20BK/DG	-
10	-	-

---

**C204 - 10 WAY**

CAV	CIRCUIT	FUNCTION
1	1971 18BK/DG	-
2	1970 18BR	GROUND
3	1972 18DG/DB	-
4	1973 18GY/DB	-
5	1974 18GY/YL	-
6	1975 18GY/DG	-
7	2478 20DB/DG	-
8	2480 20BR/DG	-
9	2482 20BK/DG	-
10	-	-

---

**C205 - 4 WAY**

CAV	CIRCUIT	FUNCTION
1	3102 18BR	-
2	3103 18WT	-
3	-	-
4	-	-

---

**C205 - 2 WAY**

CAV	CIRCUIT	FUNCTION
1	3104 18BR	-
2	3105 18WT	-

---

**C206 - 1 WAY**

CAV	CIRCUIT	FUNCTION
1	494 10BR	GROUND

---

**C206 - 1 WAY**

CAV	CIRCUIT	FUNCTION
1	499 10BR	-

---

**C207 - 1 WAY**

CAV	CIRCUIT	FUNCTION
1	3798 6RD	-

---

**C207 - 1 WAY**

CAV	CIRCUIT	FUNCTION
1	3667 6RD	-

---

**C207 - 1 WAY**

CAV	CIRCUIT	FUNCTION
1	4493 6RD	-

---

**C208 - 1 WAY**

CAV	CIRCUIT	FUNCTION
1	U151 10WT	-

---

**C208 - 1 WAY**

CAV	CIRCUIT	FUNCTION
1	2409 10WT	-

---

**C300 - 18 WAY**

CAV	CIRCUIT	FUNCTION
1	2726 20BR/WT	-
1	2739 20BR/WT	-
2	2727 20YL/WT	-
2	2740 20YL/WT	-
2	3420 18DB	-
3	2728 20BK/WT	-
3	3421 18RD/DG	-
3	2741 20BK/WT	-
4	2742 20RD/WT	-
4	3419 18BR/DB	-
4	2729 20RD/WT	-
5	2730 20GY/WT	-
5	2743 20GY/WT	-
6	2731 20DG/RD	-
6	2744 20DG/RD	-
7	-	-
8	-	-
9	-	-
10	-	-
11	-	-
12	-	-
13	317 18BR/YL	-
14	318 18BR/WT	-
15	320 18BK/GY	-
16	2338 20YL/VT	-
16	2725 20YL/VT	-
17	U2211 18DB/YL	-
18	4284 20BK/PK	-

---

**C300 - 18 WAY**

<b>CAV</b>	<b>CIRCUIT</b>	<b>FUNCTION</b>
1	2732 20BR/WT	-
2	2733 20YL/WT	-
2	3408 18DB	-
3	2734 20BK/WT	-
3	3414 18RD/DG	-
4	2735 20RD/WT	-
4	3416 18BR/DB	-
5	2736 20GY/WT	-
6	2737 20DG/RD	-
7	-	-
8	-	-
9	-	-
10	-	-
11	-	-
12	-	-
13	3621 18BR/YL	-
14	3620 18BR/WT	-
15	347 18BK/GY	-
16	-	-
17	3632 18DB/YL	-
17	3911 18DB/YL	-
18	U369 20BK/PK	-

---

**C301 - 10 WAY**

CAV	CIRCUIT	FUNCTION
1	1813 18GY/DB	-
2	1814 18GY/YL	-
3	1815 18GY/DG	-
4	1832 18DG/DB	-
5	-	-
6	-	-
7	-	-
8	1439 20BK/RD	-
9	2228 20WT/DB	-
10	2230 20BR/WT	-

---

**C301 - 10 WAY**

CAV	CIRCUIT	FUNCTION
1	1813 18GY/DB	-
2	1814 18GY/YL	-
3	1815 18GY/DG	-
4	1832 18DG/DB	-
5	-	-
6	-	-
7	-	-
8	1439 20BK/RD	-
9	2228 20WT/DB	-
10	2230 20BR/WT	GROUND

---

**C302 - 2 WAY**

CAV	CIRCUIT	FUNCTION
1	2235 20YL/DB	-
2	2234 20BR/WT	GROUND

---

**C302 - 2 WAY**

CAV	CIRCUIT	FUNCTION
1	2229 20YL/DB	-
2	2231 20BR/WT	GROUND

---



**C303 - 4 WAY**

CAV	CIRCUIT	FUNCTION
1	341 20BR	GROUND
2	291 20GY/DG	-
2	478 20GY/DG	-
2	4220 20GY/DG	-

---

**C303 - 2 WAY**

CAV	CIRCUIT	FUNCTION
1	342 20DB	GROUND
2	343 20YL	-

---

**C304 - 5 WAY**

CAV	CIRCUIT	FUNCTION
1	312 20DB/BK	-
2	313 20BR/DG	-
3	3864 18BR	GROUND
4	-	-
5	-	-

---

**C304 - 5 WAY**

CAV	CIRCUIT	FUNCTION
1	324 20DB	-
2	325 20BR	-
3	3863 18BR	GROUND
4	-	-
5	-	-

---

**C305 - 5 WAY**

CAV	CIRCUIT	FUNCTION
1	315 20DB/DG	-
2	314 20BR/BK	-
3	3866 18BR	GROUND
4	-	-
5	-	-

---

**C305 - 5 WAY**

CAV	CIRCUIT	FUNCTION
1	326 20DB	-
2	327 20BR	-
3	3865 18BR	GROUND
4	-	-
5	-	-

---

**C306 - 2 WAY**

CAV	CIRCUIT	FUNCTION
1	1926 20WT/VT	-
1	483 20WT/VT	-
1	4225 20WT/VT	-
2	1925 20DB/RD	-
2	484 20DB/RD	-
2	4226 20DB/RD	-

---

**C306 - 2 WAY**

CAV	CIRCUIT	FUNCTION
1	332 20WT/VT	-
2	333 20DB/RD	-

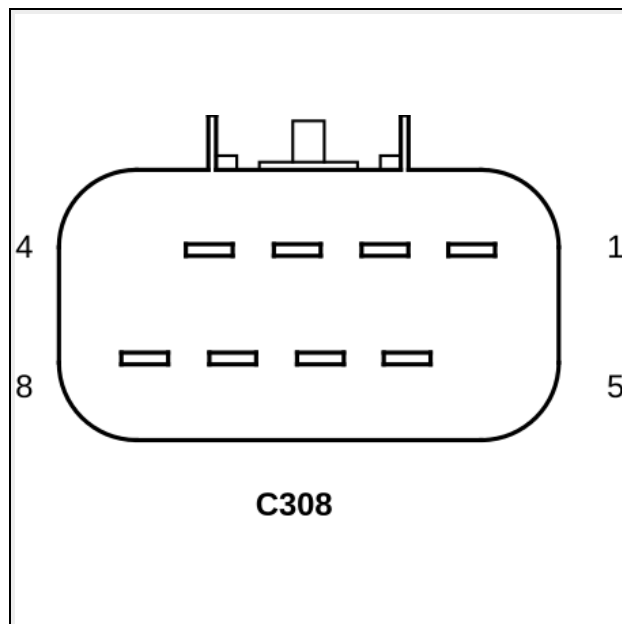
---

**C307 - 2 WAY**

CAV	CIRCUIT	FUNCTION
1	3861 18BR	GROUND
2	-	-

**C307 - 2 WAY**

CAV	CIRCUIT	FUNCTION
1	3862 18BR	GROUND
1	493 18BR	GROUND
1	4234 18BR	GROUND
2	-	-



**C308 - 8 WAY**

CAV	CIRCUIT	FUNCTION
1	U362 20BK/YL	-
2	U361 20BR/DB	-
3	618 20DB/YL	-
4	615 20YL/RD	-
5	612 20YL/VT	-
6	69 20YL/WT	-
7	-	-
8	-	-

**C308 - 8 WAY**

CAV	CIRCUIT	FUNCTION
1	623 20BK/YL	-
2	624 20BR/DB	-
3	625 20DB/YL	-
4	626 20YL/RD	-
5	627 20YL/VT	-
6	628 20YL/WT	-
7	-	-
8	-	-

---

**C308 - 8 WAY**

CAV	CIRCUIT	FUNCTION
1	623 20BK/YL	-
2	624 20BR/DB	-
3	625 20DB/YL	-
4	626 20YL/RD	-
5	627 20YL/VT	-
6	628 20YL/WT	-
7	-	-
8	-	-

---

**C308 - 8 WAY**

CAV	CIRCUIT	FUNCTION
1	U362 20BK/YL	-
2	U361 20BR/DB	-
3	618 20DB/YL	-
4	615 20YL/RD	-
5	612 20YL/VT	-
6	69 20YL/WT	-
7	-	-
8	-	-

---

**C312 - 14 WAY**

<b>CAV</b>	<b>CIRCUIT</b>	<b>FUNCTION</b>
1	4167 14BK/VT	-
1	551 14BK/VT	-
2	4166 14BK/GY	-
2	552 14BK/GY	-
3	U2869 14BR/DG	-
4	U2868 14BR/VT	-
5	U2871 14BR/DB	-
6	U2870 14BR/OR	-
7	-	-
8	2409 10WT	-
9	-	-
10	-	-
11	-	-
12	4319 10RD	-
13	2988 14RD/DG	-
13	U56 16BK	-
14	2719 18DB/GY	-
14	3785 18DB/GY	-

---

**C312 - 14 WAY**

CAV	CIRCUIT	FUNCTION
1	554 14BK/VT	-
1	554 14BK/VT	-
1	554 14BK/VT	-
2	555 14BK/GY	-
2	555 14BK/GY	-
2	555 14BK/GY	-
3	5162 14BR/DG	-
3	931 14BR/DG	-
4	5163 14BR/VT	-
4	930 14BR/VT	-
5	5161 14BR/DB	-
5	935 14BR/DB	-
6	5160 14BR/OR	-
6	934 14BR/OR	-
7	-	-
8	2531 10WT	-
9	-	-
10	-	-
11	-	-
12	2324 10RD	-
13	2986 14RD/DG	-
13	3394 16BK	-
14	3817 14DB/GY	-

---

**C313 - 1 WAY**

CAV	CIRCUIT	FUNCTION
1	491 10RD	-

---

**C313 - 1 WAY**

CAV	CIRCUIT	FUNCTION
1	492 10RD	-

---

**C314 - 28 WAY**

CAV	CIRCUIT	FUNCTION
1	2745 20RD/DB	-
2	2746 20GY/DB	-
3	-	-
4	2748 20YL/DB	-
5	2749 20BR/DB	-
6	2750 20DG/VT	-
7	2751 20BR/DG	-
8	2752 20RD/DG	-
9	2753 20RD/YL	-
10	2754 20BR/YL	-
11	-	-
12	-	-
13	3791 18DB/VT	-
14	3790 18DB/WT	-
15	3792 20DG	-
16	3793 20BR/OR	-
17	3794 20DB/RD	-
18	3781 18RD/GY	-
19	3430 18VT/DB	-
20	3431 18VT/DG	-
21	3619 18RD/DB	-
22	3207 20PK	-
22	4286 20PK	-
23	4287 20VT	-
23	U8739 20VT	-
24	4272 20GY	-
24	4288 20GY	-
25	4273 20BR	-
25	U8741 20BR	GROUND
26	-	-
27	-	-
28	-	-

---

**C314 - 28 WAY**

CAV	CIRCUIT	FUNCTION
1	2755 20RD/DB	-
2	2756 20GY/DB	-
3	-	-
4	2758 20YL/DB	-
5	2759 20BR/DB	-
6	2760 20DG/VT	-
7	2761 20BR/DG	-
8	2762 20RD/DG	-
9	2763 20RD/YL	-
10	U6112 20BR/YL	-
11	-	-
12	-	-
13	3649 18DB/VT	-
14	3650 18DB/WT	-
15	3795 20DG	-
16	3796 20BR/OR	-
17	3797 20DB/RD	-
18	3483 18RD/GY	-
19	3428 18VT/DB	-
19	3436 18VT/DB	-
19	3765 18VT/DB	-
20	3429 18VT/DG	-
20	3437 18VT/DG	-
20	3766 18VT/DG	-
21	3464 18RD/DB	-
21	4156 18RD/DB	-
22	3215 20PK	-
23	3720 20VT	-
24	3721 20GY	-
25	U8740 20Beilauf	GROUND
26	-	-
27	-	-

---



**C315 - 1 WAY**

CAV	CIRCUIT	FUNCTION
1	U7102 6RD	-

---

**C315 - 1 WAY**

CAV	CIRCUIT	FUNCTION
1	U774 6RD	-

---

**C316 - 4 WAY**

CAV	CIRCUIT	FUNCTION
1	1954 18BK/OR	-
2	1827 20BR/RD	-
3	1828 20BR	-
4	1829 18BK/DB	-

---

**C316 - 4 WAY**

CAV	CIRCUIT	FUNCTION
1	1816 18BK/OR	-
2	372 20BR/RD	-
3	373 20BR	-
4	2553 18BK/DB	-
4	2554 18BK/DB	-

---

**C317 - 14 WAY**

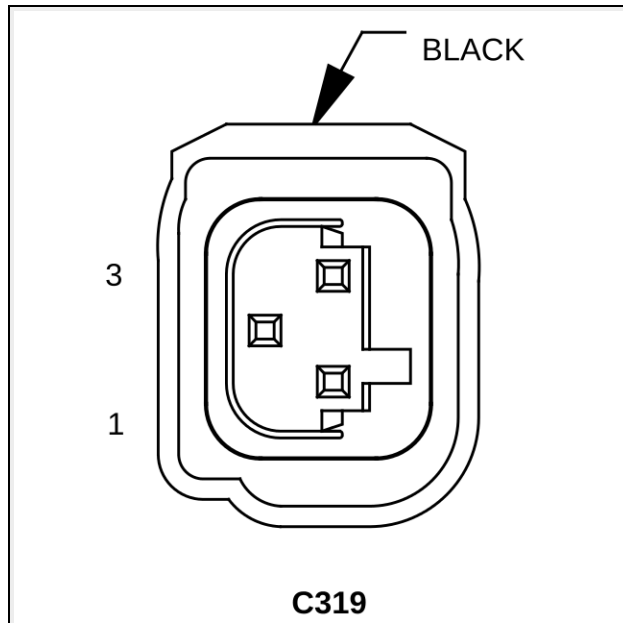
<b>CAV</b>	<b>CIRCUIT</b>	<b>FUNCTION</b>
1	U43 10GY	-
2	1901 16DG/WT	-
3	1902 16DG/RD	-
4	U432 14GY	-
5	284 14RD/BK	-
6	286 14RD/DB	-
7	U131 18YL/RD	-
7	U359 12BK/VT	-
8	3347 18RD/DG	-
8	689 10RD/DG	-
9	2237 14RD/YL	-
10	2241 14RD/WT	-
11	U3011 20BK/WT	-
12	U3012 20BK/DG	-
13	3780 18DB/RD	-
14	U6110 18GY/BR	-

---

**C317 - 14 WAY**

<b>CAV</b>	<b>CIRCUIT</b>	<b>FUNCTION</b>
1	4541 10GY	-
2	4542 16DG/WT	-
3	4543 16DG/RD	-
4	4544 14GY	-
5	4545 14RD/BK	-
6	4546 14RD/DB	-
7	4525 18YL/RD	-
7	4547 12BK/VT	-
8	4548 10RD/DG	-
8	4549 18RD/DG	-
9	4550 14RD/YL	-
10	4551 14RD/WT	-
11	4526 20BK/WT	-
12	4527 20BK/DG	-
13	4552 18DB/RD	-
14	4553 18GY/BR	-

---



**C319 - BLACK 3 WAY**

CAV	CIRCUIT	FUNCTION
1	719 20RD/DG	-
2	722 20BR/PK	-
3	U369 18BK/PK	-

**C319 - 3 WAY**

CAV	CIRCUIT	FUNCTION
1	697 20RD/DG	-
2	698 20BR/PK	-
3	3212 18BK/PK	-
3	4157 18BK/PK	-
3	U372 18BK/PK	-

**C320 - 4 WAY**

CAV	CIRCUIT	FUNCTION
1	460 12BR	GROUND
2	461 12GY	-
3	459 14BK/VT	-
4	463 14BR	GROUND

---

**C320 - 4 WAY**

CAV	CIRCUIT	FUNCTION
1	478 10BR	-
2	U43 10GY	-
3	U359 14BK/VT	-
4	480 14BR	-

---

**C321 - 2 WAY**

CAV	CIRCUIT	FUNCTION
1	2416 12BR	GROUND
2	2415 12GY	-

---

**C321 - 2 WAY**

CAV	CIRCUIT	FUNCTION
1	460 12BR	GROUND
2	461 12GY	-

---

**C322 - 2 WAY**

CAV	CIRCUIT	FUNCTION
1	2417 12BR	GROUND
2	2418 12GY	-

---

**C322 - 2 WAY**

CAV	CIRCUIT	FUNCTION
1	465 12BR	-
2	464 12GY	-

---

**C323 - 6 WAY**

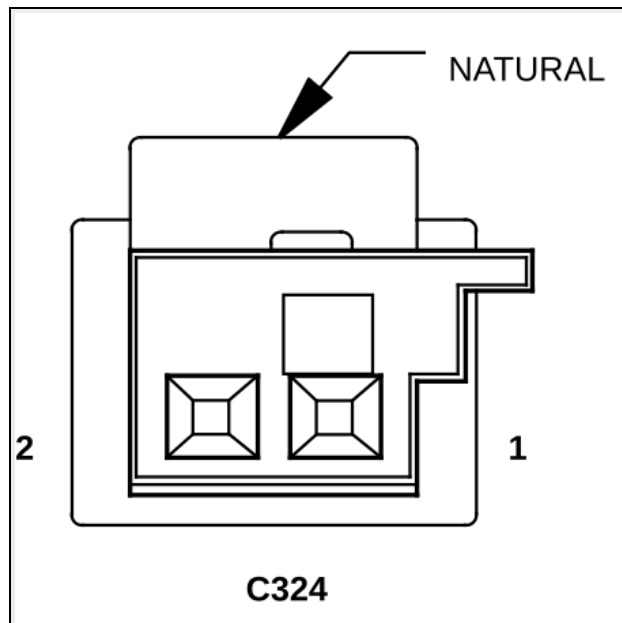
<b>CAV</b>	<b>CIRCUIT</b>	<b>FUNCTION</b>
1	479 10BR	GROUND
2	U43 10GY	-
2	U432 14GY	-
3	U359 14BK/VT	-
4	482 18BR/WT	-
5	483 14BR	GROUND
6	5135 18DB/BR	-

---

**C323 - 6 WAY**

<b>CAV</b>	<b>CIRCUIT</b>	<b>FUNCTION</b>
1	465 12BR	GROUND
2	464 12GY	-
3	467 14BK/VT	-
4	468 18BR/WT	-
5	466 14BR	GROUND
5	5124 18BR	-
5	U6127 14BR	-
6	5128 18DB/BR	-

---



**C324 - NATURAL 2 WAY**

CAV	CIRCUIT	FUNCTION
1	3613 20BR	GROUND
2	-	-

**C324 - 2 WAY**

CAV	CIRCUIT	FUNCTION
1	3837 20BR	GROUND
2	-	-

**C325 - 4 WAY**

CAV	CIRCUIT	FUNCTION
1	U57 6RD	-
2	U58 6BR	GROUND
3	3646 18DB/VT	-
4	3647 18DB/WT	-

**C325 - 4 WAY**

CAV	CIRCUIT	FUNCTION
1	3798 6RD	-
2	3651 6BR	GROUND
3	3649 18DB/VT	-
4	3650 18DB/WT	-

**C326 - 2 WAY**

CAV	CIRCUIT	FUNCTION
1	2884 16BR/WT	-
2	2885 16WT/BK	-

---

**C326 - 2 WAY**

CAV	CIRCUIT	FUNCTION
1	2944 16BK/WT	-
2	2945 16WT/BK	-

---

**C327 - 6 WAY**

CAV	CIRCUIT	FUNCTION
1	4274 20BK/PK	-
2	4275 20BR	GROUND
3	4320 20DB/RD	-
4	4276 20PK	-
5	4277 20VT	-
6	4278 20GY	-

---

**C327 - 6 WAY**

CAV	CIRCUIT	FUNCTION
1	4284 20BK/PK	-
1	4313 20BK/PK	-
2	U8741 20BR	GROUND
3	4321 20DB/RD	-
3	U61 20DB/RD	-
4	4286 20PK	-
4	4294 20PK	-
5	4287 20VT	-
5	4304 20VT	-
6	4288 20GY	-
6	4305 20GY	-

---

**C328 - 8 WAY**

CAV	CIRCUIT	FUNCTION
1	5117 20BR	-
2	5118 20BK/RD	-
3	U8216 18DB/RD	-
4	365 18DB/BK	-
5	367 20DB/DG	-
6	741 20WT/RD	-
7	742 20BR/RD	-
8	743 20GY/DB	PANEL LAMPS DRIVER

---

**C328 - 8 WAY**

CAV	CIRCUIT	FUNCTION
1	1438 18BR	GROUND
2	1439 20BK/RD	-
3	1796 18DB/RD	-
4	1795 18DB/BK	-
5	1793 20DB/DG	-
6	1869 20WT/RD	-
7	1870 20BR/RD	-
8	1871 20GY/DB	-

---

**C329 - 2 WAY**

CAV	CIRCUIT	FUNCTION
1	U781C 10WT	-
2	U782E 10DG	-

---

**C329 - 2 WAY**

CAV	CIRCUIT	FUNCTION
1	4447 10RD/DB	-
2	4448 10BR/DB	-

---



**C330 - 4 WAY**

<b>CAV</b>	<b>CIRCUIT</b>	<b>FUNCTION</b>
1	5163 14BR/VT	-
1	934 14BR/OR	-
2	5162 14BR/DG	-
2	935 14BR/DB	-
3	1859 12BR/WT	PASSENGER WINDOW DRIVER (DOWN)
4	1859 12BR/WT	PASSENGER WINDOW DRIVER (DOWN)

---

**C330 - 4 WAY**

<b>CAV</b>	<b>CIRCUIT</b>	<b>FUNCTION</b>
1	5166 14BR/VT	-
1	932 14BR/OR	-
2	5167 14BR/DG	-
2	933 14BR/DB	-
3	1441 12BR/WT	-
4	1440 12RD/WT	-

---

**C331 - 3 WAY**

<b>CAV</b>	<b>CIRCUIT</b>	<b>FUNCTION</b>
1	U2117 18DB/BK	-
2	U2116 18DB/BR	-
3	2909 18YL/WT	-

---

**C332 - 2 WAY**

CAV	CIRCUIT	FUNCTION
1	533 20VT/WT	-
1	533 20VT/WT	-
1	533 20VT/WT	-
2	534 20VT/YL	-
2	534 20VT/YL	-
2	534 20VT/YL	-

---

**C332 - 2 WAY**

CAV	CIRCUIT	FUNCTION
1	536 20WT	-
2	537 20BK	-

---

**C333 - 2 WAY**

CAV	CIRCUIT	FUNCTION
1	534 20VT/YL	-
2	535 20VT/DG	-

---

**C333 - 2 WAY**

CAV	CIRCUIT	FUNCTION
1	538 20WT	-
2	539 20BK	-

---

**C334 - 2 WAY**

CAV	CIRCUIT	FUNCTION
1	529 20WT	-
2	530 20BK	-

---

**C335 - 2 WAY**

CAV	CIRCUIT	FUNCTION
1	528 20DG/RD	-
2	527 20DG/BR	-

---

**C335 - 2 WAY**

CAV	CIRCUIT	FUNCTION
1	531 20WT	-
2	532 20BK	-

---

**C336 - 4 WAY**

CAV	CIRCUIT	FUNCTION
1	U8217 18DB/BR	-
2	444 18DB/BK	-
3	445 18DB/WT	-
4	1810 18DB/DG	-

---

**C336 - 4 WAY**

CAV	CIRCUIT	FUNCTION
1	1898 18DB/BR	-
2	1897 18DB/BK	-
3	453 18DB/PK	-
4	454 18DB/DG	-

---

**C337 - 6 WAY**

CAV	CIRCUIT	FUNCTION
1	4313 20BK/PK	-
2	4309 20BEILAUF	-
3	U8741 20BEILAUF	-
4	3209 20PK	-
4	4294 20PK	-
5	4304 20VT	-
5	U8739 20VT	-
6	4305 20GY	-
6	4308 20GY	-

---

**C337 - 6 WAY**

CAV	CIRCUIT	FUNCTION
1	U369J 20BK/PK	-
2	4303 20BEILAUF	-
3	-	-
4	3745 20PK	-
5	4301 20VT	-
6	4302 20GY	-

---

**C340 - 2 WAY**

CAV	CIRCUIT	FUNCTION
1	U783 12WT	-
2	U784 12DG	GROUND

---

**C340 - 2 WAY**

CAV	CIRCUIT	FUNCTION
1	U783 10WT	-
2	U784 10DG	GROUND

---

**C340 - 2 WAY**

CAV	CIRCUIT	FUNCTION
1	4478 10RD/DG	-
2	4479 10BR/DG	GROUND

---

**C342 - 6 WAY**

CAV	CIRCUIT	FUNCTION
1	1897 18DB/BK	-
2	1898 18DB/BR	-
3	U41 18RD	-
4	U1036 18BR/DB	-
5	U38 18WT/DB	-
6	3715 20GY/DG	-

---

**C342 - 6 WAY**

CAV	CIRCUIT	FUNCTION
1	U2117 18DB/BK	-
2	U2116 18DB/BR	-
3	3887 20RD	-
3	3888 20RD	-
3	U416 18RD	-
4	2511 20BR/DB	-
4	2512 20BR/DB	-
4	U1037 18BR/DB	-
5	2320 18WT/DB	-
6	-	-

---

**C342 - 6 WAY**

CAV	CIRCUIT	FUNCTION
1	U2117 18DB/BK	-
2	U2116 18DB/BR	-
3	4464 20RD	-
3	4508 20RD	-
3	U416 18RD	-
4	4461 20BR/DB	-
4	4507 20BR/DB	-
4	U1037 18BR/DB	-
5	4528 18WT/DB	-
6	4530 20GY/DG	-
6	4531 20GY/DG	-

---

**C343 - BLACK 4 WAY**

CAV	CIRCUIT	FUNCTION
1	472 20GY/OR	LICENSE LAMP FEED
2	471 18BR	GROUND
3	1842 14BR/DG	-
4	5136 18DG/BR	-

---

**C343 - 4 WAY**

CAV	CIRCUIT	FUNCTION
1	469 18GY/DG	LICENCE LAMP FEED
1	473 18GY/DG	LICENCE LAMP FEED
1	5113 18GY/DG	-
2	470 18BR	GROUND
2	474 18BR	GROUND
2	5114 18BR	-
2	5168 18BR	-
3	462 18BR/DG	-
4	5126 18DG/BR	-

---

**C380 - 4 WAY**

CAV	CIRCUIT	FUNCTION
1	5142 20PK/WT	-
2	5143 20PK/BK	-
3	5144 18DG/BK	-
4	U8214 18DG/BR	-

---

**C380 - 4 WAY**

CAV	CIRCUIT	FUNCTION
1	585 18WT	-
2	586 18BK	-
3	587 18DG	-
4	588 18BR	-

---

**C381 - 4 WAY**

CAV	CIRCUIT	FUNCTION
1	585 18WT	-
2	586 18BK	-
3	587 18DG	-
4	588 18BR	-

---

**C381 - 4 WAY**

CAV	CIRCUIT	FUNCTION
1	561 18PK/WT	-
1	561 18PK/WT	-
1	561 18PK/WT	-
2	562 18PK/BK	-
3	U2117 18DB/BK	-
4	U2116 18DB/BR	-

---

**C382 - 4 WAY**

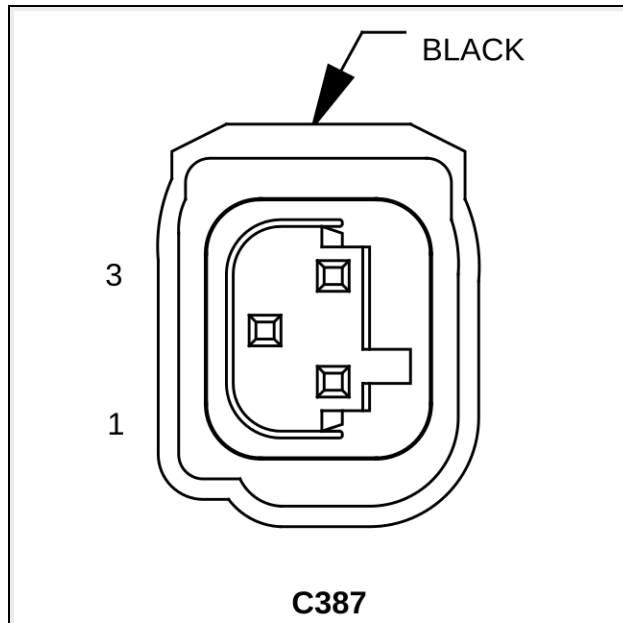
CAV	CIRCUIT	FUNCTION
1	581 18WT	-
2	582 18BK	-
3	583 18DG	-
4	584 18BR	-

---

**C382 - 4 WAY**

CAV	CIRCUIT	FUNCTION
1	557 18YL/WT	-
2	558 18YL/BK	-
3	U2117 18DB/BK	-
4	U2116 18DB/BR	-

---



**C387 - BLACK 3 WAY**

CAV	CIRCUIT	FUNCTION
1	2471 20YL/BR	-
2	2473 20YL/RD	-
3	2472 20YL/DG	-

**C387 - 3 WAY**

CAV	CIRCUIT	FUNCTION
1	4248 20YL/BR	-
2	4249 20YL/RD	-
3	4250 20YL/DG	-



**C389 - 4 WAY**

<b>CAV</b>	<b>CIRCUIT</b>	<b>FUNCTION</b>
1	597 20YL/WT	-
2	598 20YL/BK	-
3	599 18DB/BK	-
4	U8213 18DB/BR	-

---

**C389 - 4 WAY**

<b>CAV</b>	<b>CIRCUIT</b>	<b>FUNCTION</b>
1	581 18WT	-
2	582 18BK	-
3	583 18DG	-
4	584 18BR	-

---

**CAMERA-REAR C1 - 1 WAY**

CAV	CIRCUIT	FUNCTION
1	3716 20BK/PK	-

---

**CAMERA-REAR C2 - 1 WAY**

CAV	CIRCUIT	FUNCTION
1	3717 20BR	GROUND

---

**CAMERA-REAR C3 - 1 WAY**

CAV	CIRCUIT	FUNCTION
1	3718 20WT/DB	-

---

**CAMERA-REAR C4 - 1 WAY**

CAV	CIRCUIT	FUNCTION
1	3719 20PK	-

---

**CAMERA-REAR C5 - 1 WAY**

CAV	CIRCUIT	FUNCTION
1	4261 20VT	-

---

**CAMERA-REAR C6 - 1 WAY**

CAV	CIRCUIT	FUNCTION
1	4262 20GY	-

---

**CAMERA-REAR C7 - 1 WAY**

CAV	CIRCUIT	FUNCTION
1	4264 22	-

---

**CAMERA-REAR C8 - 2 WAY**

CAV	CIRCUIT	FUNCTION
1	4265 22NT	-

---

**CAPACITOR-IGNITION-LEFT C1 - 1 WAY**

CAV	CIRCUIT	FUNCTION
1	U792 16BK	-

---

**CAPACITOR-IGNITION-LEFT C2 - 1 WAY**

CAV	CIRCUIT	FUNCTION
1	3741 16BR	GROUND

---

**CAPACITOR-IGNITION-RIGHT C1 - 1 WAY**

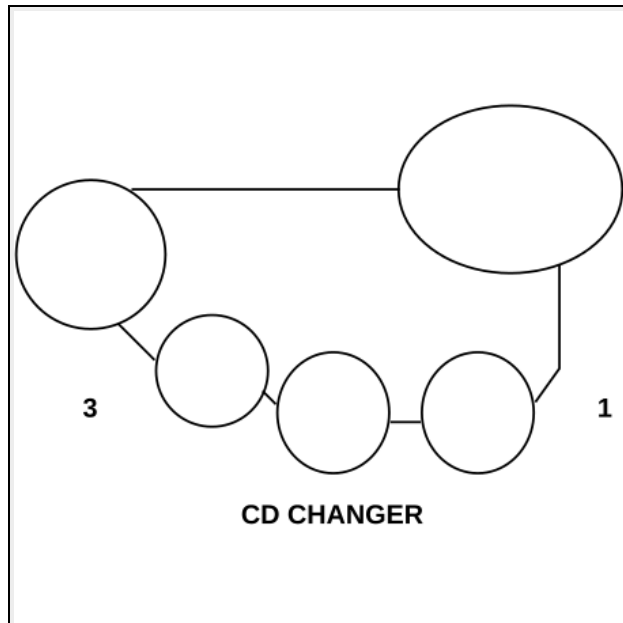
CAV	CIRCUIT	FUNCTION
1	U793 16BK	-

---

**CAPACITOR-IGNITION-RIGHT C2 - 1 WAY**

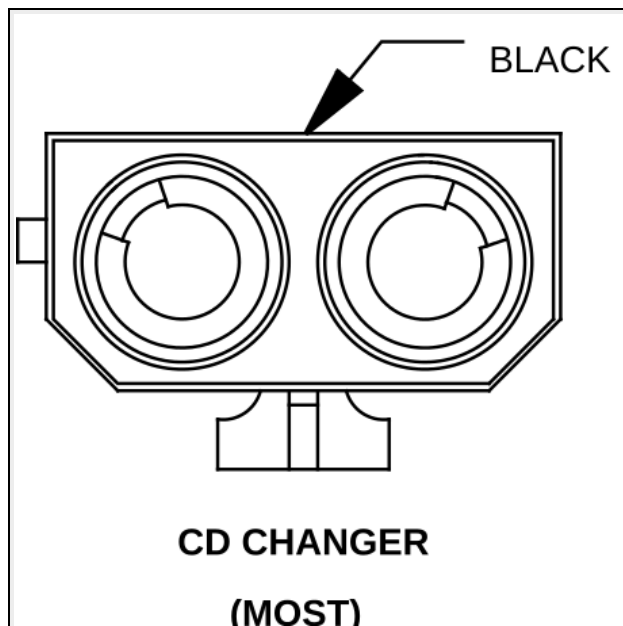
CAV	CIRCUIT	FUNCTION
1	3742 16BR	GROUND

---



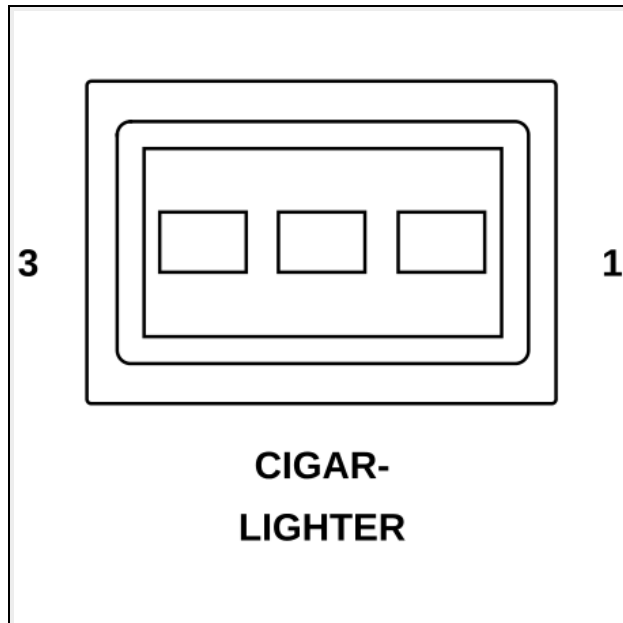
**CD CHANGER - 3 WAY**

CAV	CIRCUIT	FUNCTION
1	1176 18RD/BR	-
2	1177 18BR	GROUND
3	U3510 20DB/BK	-



**CD CHANGER - BLACK 2 WAY**

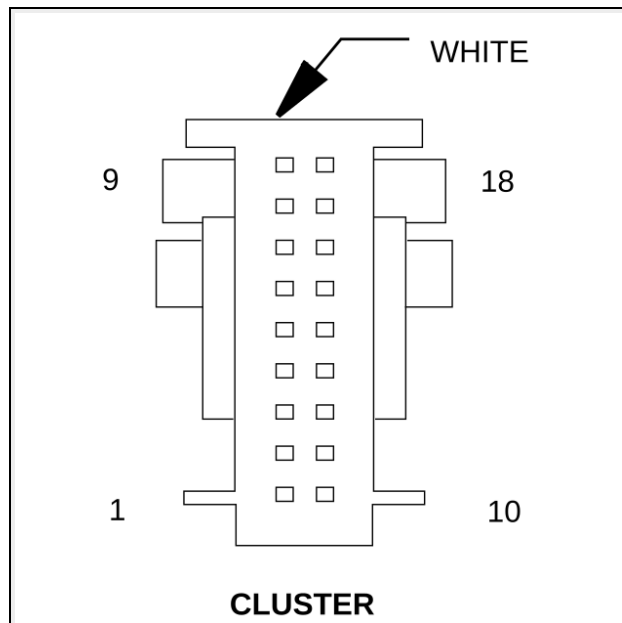
CAV	CIRCUIT	FUNCTION
1	212 16LWL/DG	-
1	3511 16LWL/DG	-
2	211 16LWL/DG	-



**CIGAR LIGHTER - 3 WAY**

CAV	CIRCUIT	FUNCTION
1	U354 14BK/YL	-
2	1908 14BR	GROUND
3	U815 18GY/DB	-

---

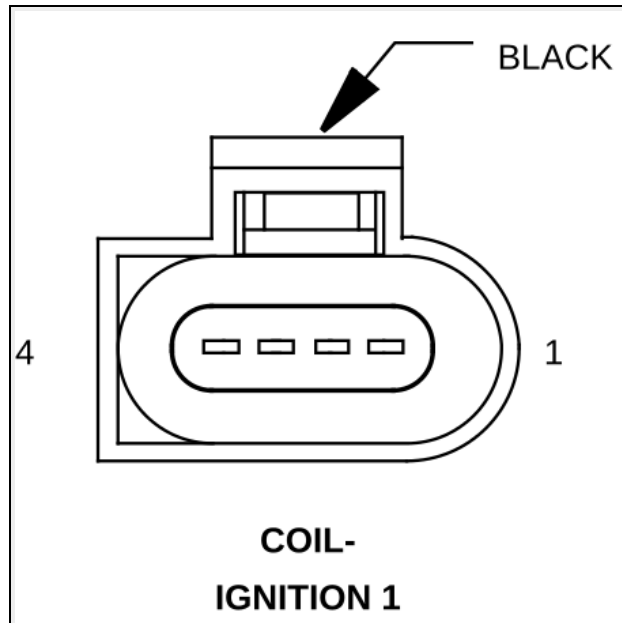


**CLUSTER - WHITE 18 WAY**

CAV	CIRCUIT	FUNCTION
1	57 20BR	GROUND
2	-	-
3	-	-
4	56 20RD/GY	TERM.30
5	-	-
6	U311 20BK/PK	TERM.15R
7	3102 18BR	M_V-SIGNAL
8	3103 18WT	U_V-SIGNAL
9	4321 20DB/RD	A_V-SIGNAL (F. STG. OHNE CAN) (CONTROL WITHOUT CAN)
9	4377 20DB/RD	A_V-SIGNAL (F. STG. OHNE CAN) (CONTROL WITHOUT CAN)
9	U61 20DB/RD	A_V-SIGNAL (F. STG. OHNE CAN) (CONTROL WITHOUT CAN)
10	-	-
11	-	-
12	59 20DG	CAN C BUS (-)
13	58 20DG/WT	CAN C BUS (+)
14	62 18BK/VT	BRAKE LIGHT SWITCH-NORMALLY OPEN CONTACT
15	30 20BK/GY	BRAKE LIGHT SWITCH-NORMALLY CLOSED CONTACT
16	-	-
17	61 20BR	CAN B BUS (-)
18	60 20BR/RD	CAN B BUS (+)

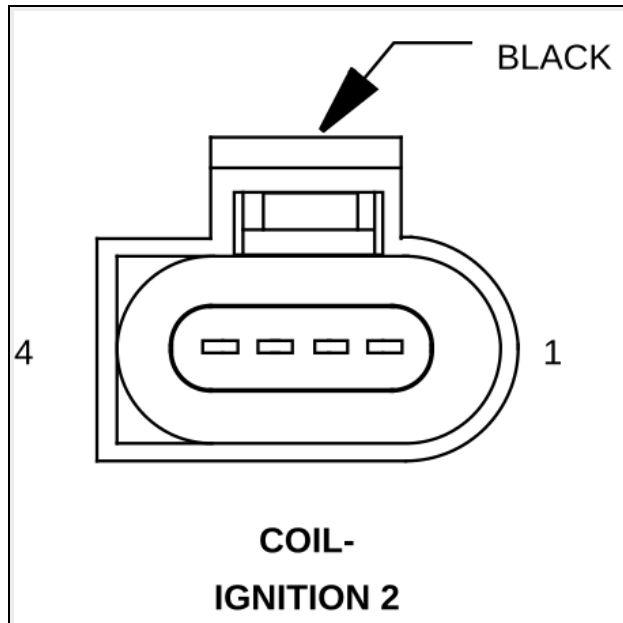
**CLUTCH-A/C COMPRESSOR - 1 WAY**

CAV	CIRCUIT	FUNCTION
1	4813 18DB/DG	COMPRESSOR CONTROL VALVE
1	3913 18DB/DG	COMPRESSOR CONTROL VALVE



**COIL-IGNITION 1 - 4 WAY**

CAV	CIRCUIT	FUNCTION
1	U793 14BK/DG	FUSED MAIN RELAY OUTPUT
2	U625 14BR	GROUND
3	1765 16BR/WT	GROUND
4	1579 18GY/BK	COIL 1 CONTROL

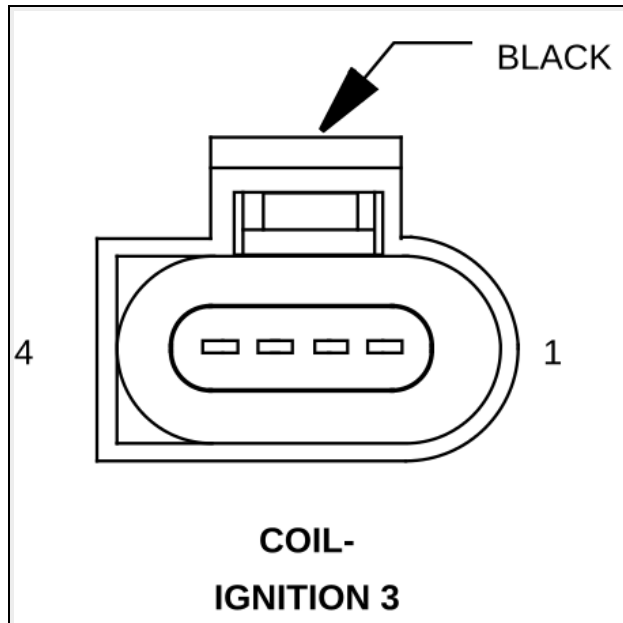


**COIL-IGNITION 2 - 4 WAY**

CAV	CIRCUIT	FUNCTION
1	U793 14BK/DG	FUSED MAIN RELAY OUTPUT
2	U625 14BR	GROUND
3	1764 16BR/WT	GROUND
4	1580 18GY/BR	COIL 2 CONTROL

---

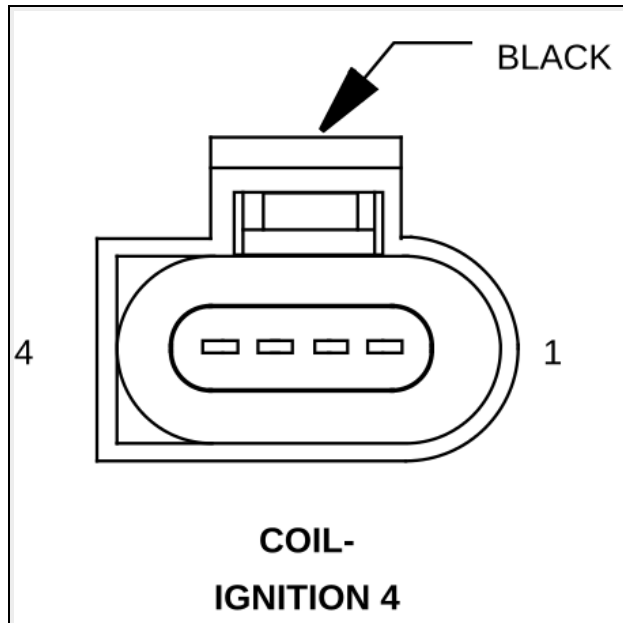




**COIL-IGNITION 3 - 4 WAY**

CAV	CIRCUIT	FUNCTION
1	U793 14BK/DG	FUSED MAIN RELAY OUTPUT
2	U625 14BR	GROUND
3	1766 16BR/WT	GROUND
4	1581 18GY/DB	COIL 3 CONTROL

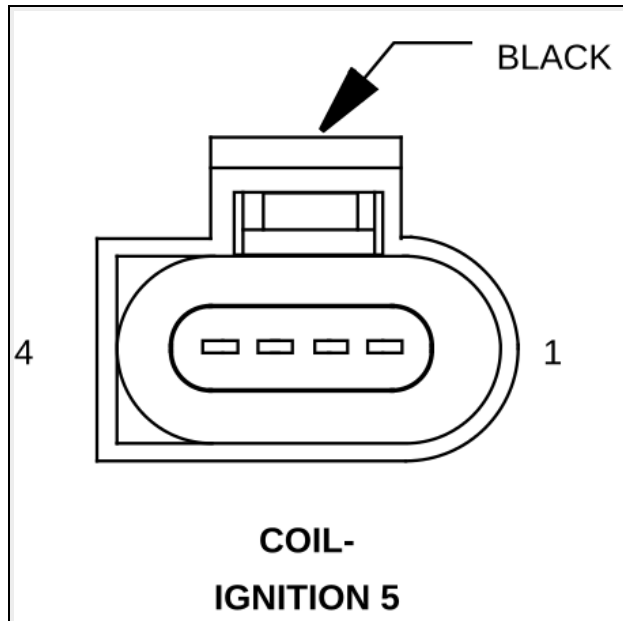
---



**COIL-IGNITION 4 - 4 WAY**

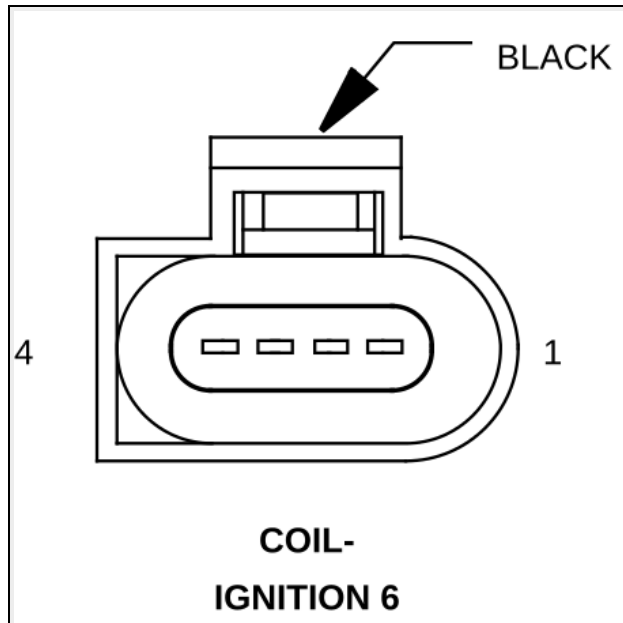
CAV	CIRCUIT	FUNCTION
1	U792 14BK/DB	FUSED MAIN RELAY OUTPUT
2	U625 14BR	GROUND
3	1767 16BR/WT	GROUND
4	1582 18GY/DG	COIL 4 CONTROL

---



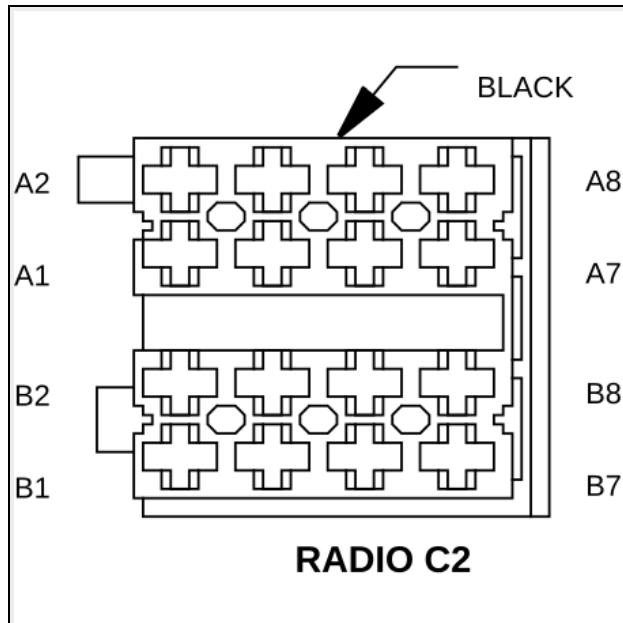
**COIL-IGNITION 5 - 4 WAY**

CAV	CIRCUIT	FUNCTION
1	U792 14BK/DB	FUSED MAIN RELAY OUTPUT
2	U625 14BR	GROUND
3	1768 16BR/WT	GROUND
4	1583 18GY/YL	COIL 5 CONTROL



**COIL-IGNITION 6 - 4 WAY**

CAV	CIRCUIT	FUNCTION
1	U792 14BK/DB	FUSED MAIN RELAY OUTPUT
2	U625 14BR	GROUND
3	1769 16BR/WT	GROUND
4	1584 18GY/VT	COIL 6 CONTROL



**CONNECTOR-RADIO PREINSTALLATION - 16 WAY**

CAV	CIRCUIT	FUNCTION
A1	4377 20DB/RD	-
A1	U61 20DB/RD	-
A2	-	-
A3	-	-
A4	2192 14RD/BK	-
A5	2195 18YL/BK	-
A5	4795 18YL/BK	-
A6	U815 18GY/DB	-
A7	U354 14BK/YL	-
A8	2193 14BR	-
B1	4364 14BR/PK	-
B1	4760 14BR/PK	-
B1	U2882 14BR/PK	-
B2	4759 14BR/GY	-
B2	U2883 14BR/GY	-
B2	4365 14BR/GY	-
B3	U2870 14BR/OR	-
B4	U2871 14BR/DB	-
B5	U2868 14BR/VT	-
B6	U2869 14BR/DG	-
B7	4366 14BR/RD	-
B7	4756 14BR/RD	-
B7	U2880 14BR/RD	-
B8	4755 14BR/WT	-
B8	U2881 14BR/WT	-
B8	4367 14BR/WT	-

**CONNECTOR-TRAILER TOW - 7 WAY**

CAV	CIRCUIT	FUNCTION
2	3942 18BK/DG	-
3	3939 18WT/DB	-
4	3937 12RD/YL	-
5	3938 18GY/BK	-
7	3940 12BK/DB	-
8	3936 12BR	-
10	3941 18BK/WT	-

---

**CONNECTOR-UPFITTERS X145/6 - 4 WAY**

CAV	CIRCUIT	FUNCTION
1	2991 14BR	-
2	2986 14RD/DG	-
3	4188 18YL/RD	ID LAMPS FEED
3	4429 18YL/RD	-
3	4430 18YL/RD	-
3	4525 18YL/RD	-
3	4773 18YL/RD	-
4	4317 20BK/YL	-

---

**CONNECTOR-UPFITTERS X178 - 4 WAY**

CAV	CIRCUIT	FUNCTION
1	4156 18RD/DB	-
2	4157 18BK/PK	-
2	U372 18BK/PK	-
3	4161 18GY/DB	TERM.58D
3	U8115 18GY/DB	TERM.58D
4	4154 18BR	GROUND

---

**CONNECTOR-UPFITTERS X52/10 - 2 WAY**

CAV	CIRCUIT	FUNCTION
1	3503 16DG/RD	ADDITIONAL RIGHT TURN SIGNAL CONTROL
2	3504 16BR	GROUND

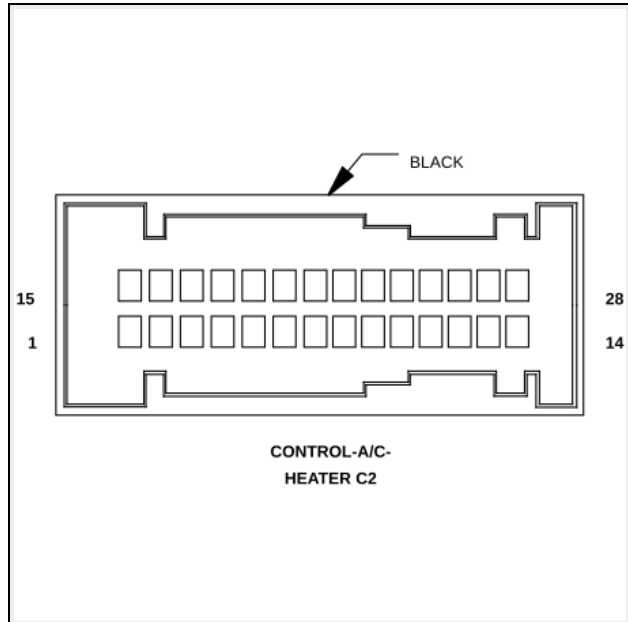
---

**CONNECTOR-UPFITTERS X52/9 - 2 WAY**

CAV	CIRCUIT	FUNCTION
1	3501 16DG/WT	ADDITIONAL LEFT TURN SIGNAL CONTROL
2	3502 16BR	GROUND

**CONTROL-A/C-HEATER C1 - 6 WAY**

CAV	CIRCUIT	FUNCTION
1	491 10RD	FUSED B(+)
2	U151 10WT	-
3	487 10DG	-
4	488 10DB	-
5	2325 10BR	-
6	U162 10RD/WT	-

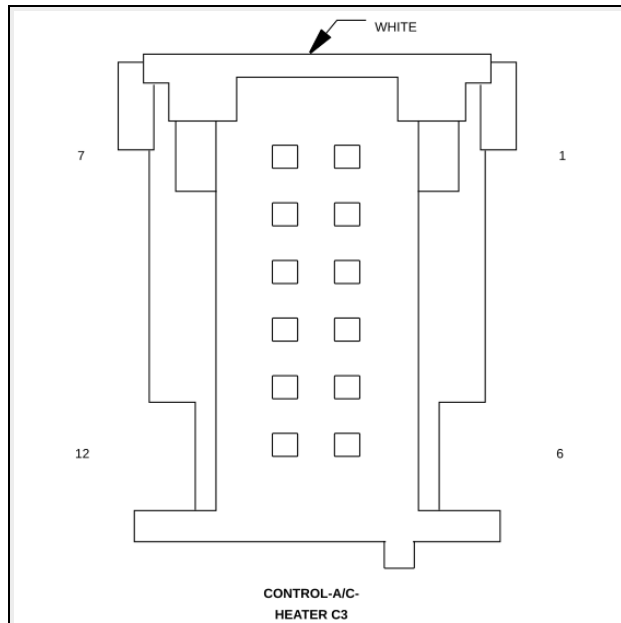


**CONTROL-A/C-HEATER C2 - BLACK 28 WAY**

CAV	CIRCUIT	FUNCTION
1	2327 20BR/RD	CAN HIGH
2	2326 20BR	CAN LOW
3	2329 20YL/VT	D5
4	-	-
5	2767 20GY/YL	POTENTIOMETER-AIR DISTRIBUTION FLAP ACTUATOR MOTOR
6	2400 20DB	PLUS EVAPORATOR SENSOR-FRONT
7	2396 20GY	POTENTIOMETER-TEMPERATURE MIXING FLAP ACTUATOR MOTOR
8	2393 20OR	OUTSIDE AIR/RECIRCULATED AIR FLAP CONTROL MOTOR
9	2328 20BK/YL	TERMINAL 30/BATTERY POWER +
10	2394 20DG	OUTSIDE AIR/RECIRCULATED AIR FLAP CONTROL MOTOR
11	2399 20WT	PLUS TEMPERATURE MIXING FLAP ACTUATOR MOTOR
12	2398 20YL	MINUS TEMPERATURE MIXING FLAP ACTUATOR MOTOR
13	2402 20GY/DG	MOTOR-AIR DISTRIBUTION FLAP ACTUATOR MOTOR
14	2403 20DB/RD	MOTOR-AIR DISTRIBUTION FLAP ACTUATOR MOTOR
15	2405 20RD/BK	POTENTIOMETER-AIR DISTRIBUTION FLAP ACTUATOR MOTOR
16	-	-
17	-	-
18	-	-
19	-	-
20	-	-
21	-	-
22	2397 20RD	POTENTIOMETER-TEMPERATURE MIXING FLAP ACTUATOR MOTOR
23	2401 20PK	MINUS EVAPORATOR SENSOR-FRONT
24	-	-
25	-	-
26	-	-
27	2404 20BR/BK	POTENTIOMETER-AIR DISTRIBUTION FLAP ACTUATOR MOTOR
28	2395 20BK	POTENTIOMETER-TEMPERATURE MIXING FLAP ACTUATOR MOTOR

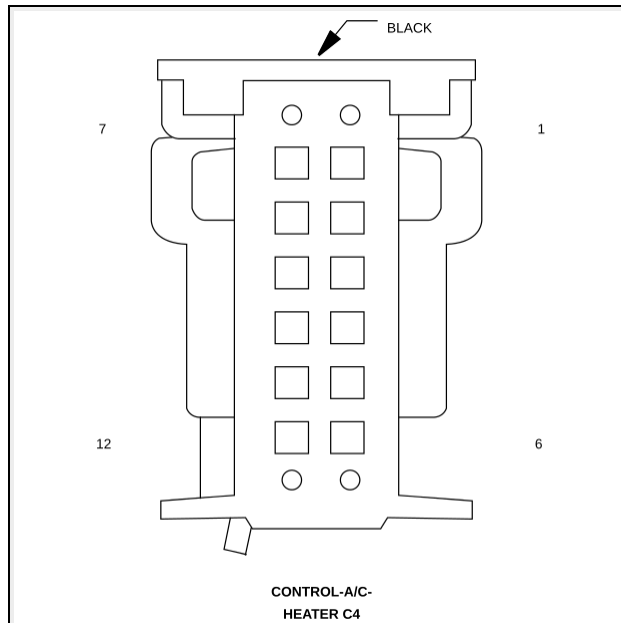
---





**CONTROL-A/C-HEATER C3 - WHITE 12 WAY**

CAV	CIRCUIT	FUNCTION
1	2719 18DB/GY	ADDITIONAL WATER PUMP
2	511 18BR	GROUND
3	-	-
4	U815Y 20GY/DB	TERM.58D
5	59 18BK/OR	TERM.15
6	2338 20YL/VT	DF SIGNAL (ALTERNATOR)
7	3990 18RD/WT	TERM.30
7	56 18RD/WT	TERM.30
8	57 20BR/RD	CAN B BUS (+)
9	58 20BR	CAN B BUS (-)
10	3784 18RD/WT	TERM.30
11	-	-
12	3785 18DB/GY	ADDITIONAL WATER PUMP

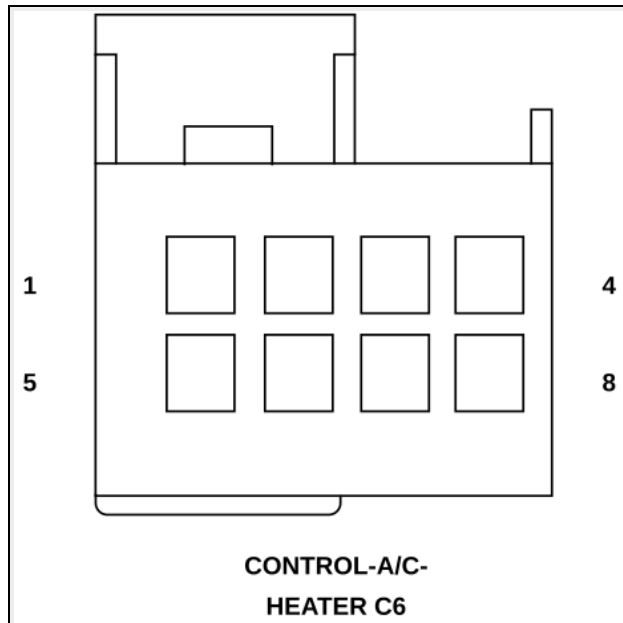


**CONTROL-A/C-HEATER C4 - BLACK 12 WAY**

CAV	CIRCUIT	FUNCTION
1	2343 20DG	SIGNAL-REFRIGERANT PRESSURE SENSOR
2	2342 20DB/RD	PLUS REFRIGERANT PRESSURE SENSOR
3	2357 18DB/VT	CONDENSER VENTILATOR STEP 1
4	2725 20YL/VT	DF SIGNAL (ALTERNATOR)
5	2358 18DB/DG	COMPRESSOR CONTROL VALVE
6	2724 20BR	CAN B BUS (-)
7	2356 18DB/WT	CONDENSER VENTILATOR STEP 2
8	2721 18BR	GROUND
9	2369 18DB/GY	ADDITIONAL WATER PUMP
10	2344 20BR/DB	MINUS REFRIGERANT PRESSURE SENSOR
11	2722 18RD/WT	TERM.30
12	2723 20BR/RD	CAN B BUS (+)

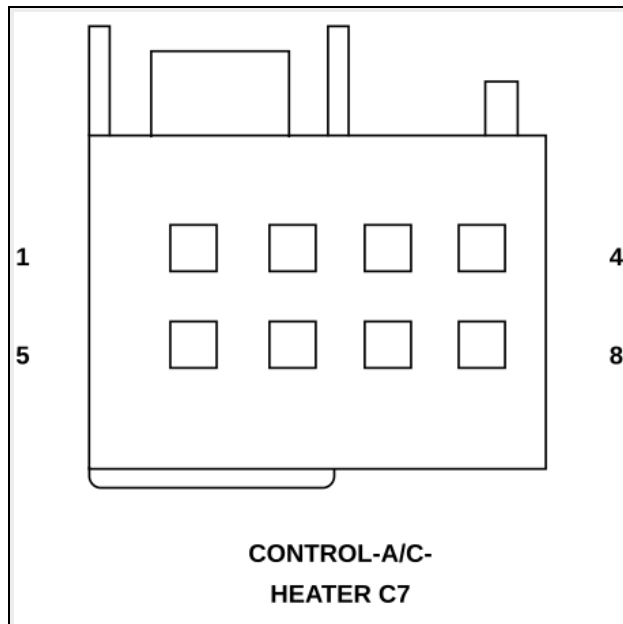
**CONTROL-A/C-HEATER C5 - 8 WAY**

CAV	CIRCUIT	FUNCTION
1	2391 20DG	OUTSIDE AIR/RECIRCULATED AIR FLAP CONTROL MOTOR
2	2392 20OR	OUTSIDE AIR/RECIRCULATED AIR FLAP CONTROL MOTOR
3	53 20YL/VT	DF
4	52 20BK/YL	FUSED B(+)
5	51 20BR/RD	CAN HIGH
6	50 20BR	CAN LOW
7	-	-
8	-	-



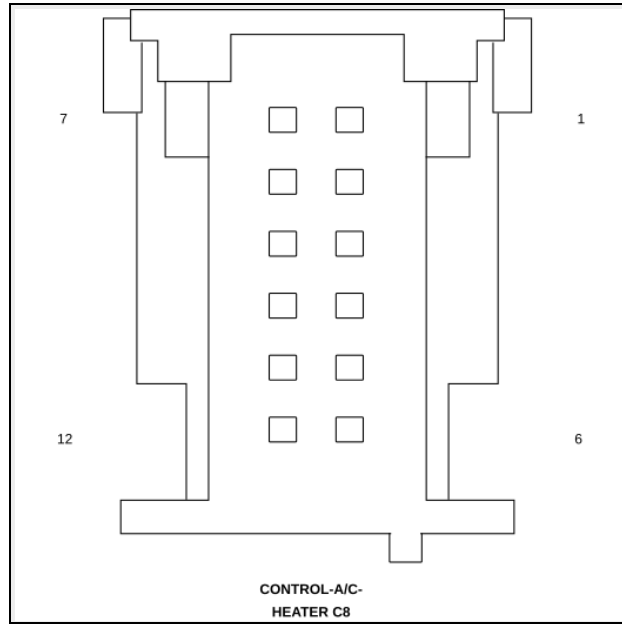
**CONTROL-A/C-HEATER C6 - 8 WAY**

CAV	CIRCUIT	FUNCTION
1	2726 20BR/WT	ACTUATOR MOTOR-WATER VALVE-REAR HEATING
2	2730 20GY/WT	POTENTIOMETER-WATER VALVE-REAR HEATING
3	2731 20DG/RD	BLOWER CONTROL SIGNAL-REAR HEATING
4	2729 20RD/WT	POTENTIOMETER-WATER VALVE-REAR HEATING
5	2727 20YL/WT	ACTUATOR MOTOR-WATER VALVE-REAR HEATING
6	2728 20BK/WT	POTENTIOMETER-WATER VALVE-REAR HEATING
7	-	-
8	-	-



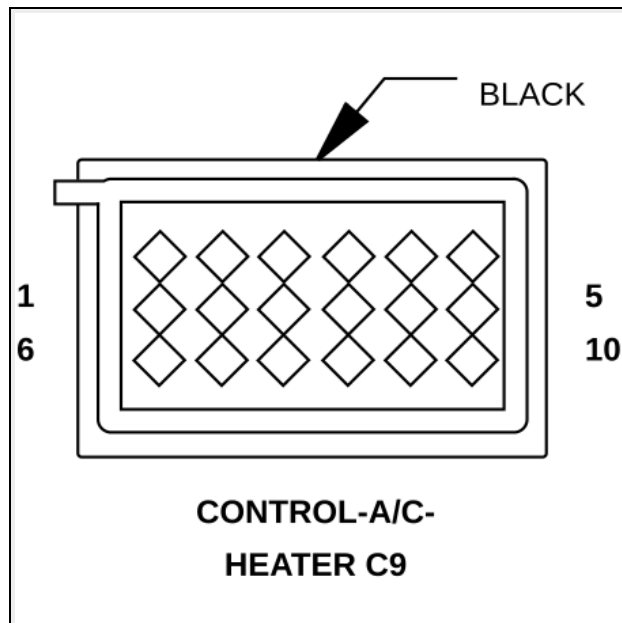
**CONTROL-A/C-HEATER C7 - 8 WAY**

CAV	CIRCUIT	FUNCTION
1	2739 20BR/WT	ACTUATOR MOTOR-WATER VALVE-REAR HEATING
2	2743 20GY/WT	POTENTIOMETER-WATER VALVE-REAR HEATING
3	2744 20DG/RD	BLOWER CONTROL SIGNAL-REAR HEATING
4	2742 20RD/WT	POTENTIOMETER-WATER VALVE-REAR HEATING
5	2740 20YL/WT	ACTUATOR MOTOR-WATER VALVE-REAR HEATING
6	2741 20BK/WT	POTENTIOMETER-WATER VALVE-REAR HEATING
7	-	-
8	-	-



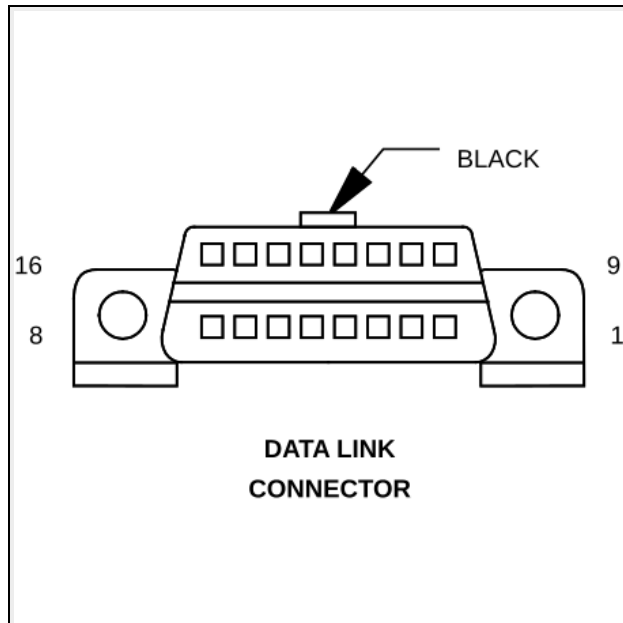
**CONTROL-A/C-HEATER C8 - 12 WAY**

CAV	CIRCUIT	FUNCTION
1	2745 20RD/DB	POTENTIOMETER-TEMPERATURE MIXING FLAP ACTUATOR MOTOR
2	2752 20RD/DG	PLUS REFRIGERANT SHUT-OFF VALVE
3	2748 20YL/DB	PLUS TEMPERATURE MIXING FLAP ACTUATOR MOTOR
4	2749 20BR/DB	MINUS TEMPERATURE MIXING FLAP ACTUATOR MOTOR
5	2750 20DG/VT	BLOWER CONTROL SIGNAL-REAR AIR CONDITIONING
6	2753 20RD/YL	PLUS EVAPORATOR SENSOR-FRONT
7	2746 20GY/DB	POTENTIOMETER-TEMPERATURE MIXING FLAP ACTUATOR MOTOR
8	2754 20BR/YL	INTERIOR AIR TEMPERATURE SENSOR IN REAR OF VEHICLE-MINUS
9	-	-
10	-	-
11	-	-
12	2751 20BR/DG	MINUS REFRIGERANT SHUT-OFF VALVE



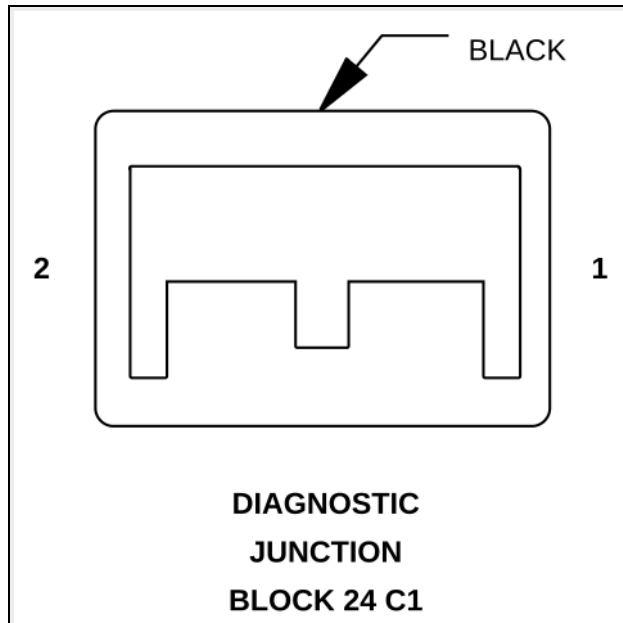
**CONTROL-A/C-HEATER C9 - BLACK 10 WAY**

CAV	CIRCUIT	FUNCTION
1	3786 18RD/VT	TERM.30
2	3787 18RD/VT	TERM.30
3	-	-
4	U2211 18DB/YL	SOLENOID VALVE-COMPRESSOR CLUTCH
5	U2211 18DB/YL	SOLENOID VALVE-COMPRESSOR CLUTCH
6	3792 20DG	SIGNAL-REFRIGERANT PRESSURE SENSOR
7	3793 20BR/OR	MINUS REFRIGERANT PRESSURE SENSOR
8	3794 20DB/RD	PLUS REFRIGERANT PRESSURE SENSOR
9	3790 18DB/WT	RELAY-AIR CONDITIONING VENTILATOR 2-REAR OF VEHICLE
10	3791 18DB/VT	RELAY-AIR CONDITIONING VENTILATOR 1-REAR OF VEHICLE



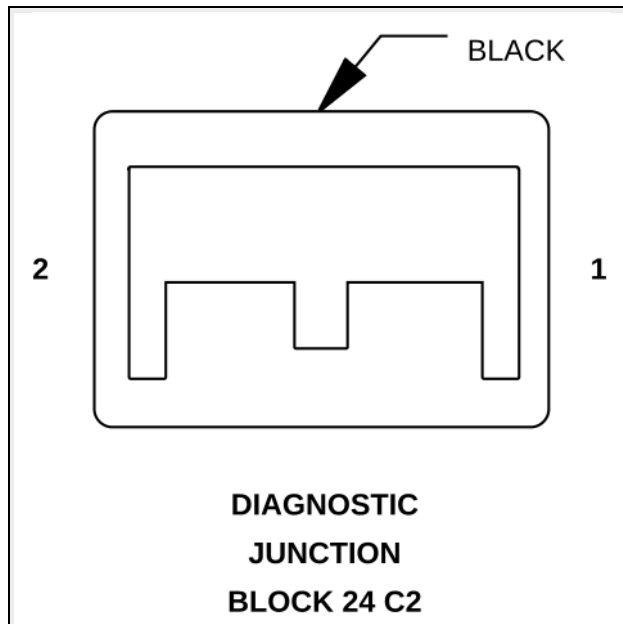
**DATA LINK CONNECTOR - BLACK 16 WAY**

CAV	CIRCUIT	FUNCTION
1	-	-
2	-	-
3	1261 20WT/DG	ECM
3	1564 20WT/DG	ECM
4	269 20BR	GROUND
5	270 20BR	GROUND
6	835 20VT/WT	DIAGNOSTIC CAN C (+)
7	-	-
8	271 20BK/PK	FUSED IGNITION SWITCH OUTPUT (RUN-START)
9	-	-
10	-	-
11	-	-
12	-	-
13	-	-
14	836 20VT	DIAGNOSTIC CAN C (-)
15	-	-
16	272 20RD	FUSED B (+)



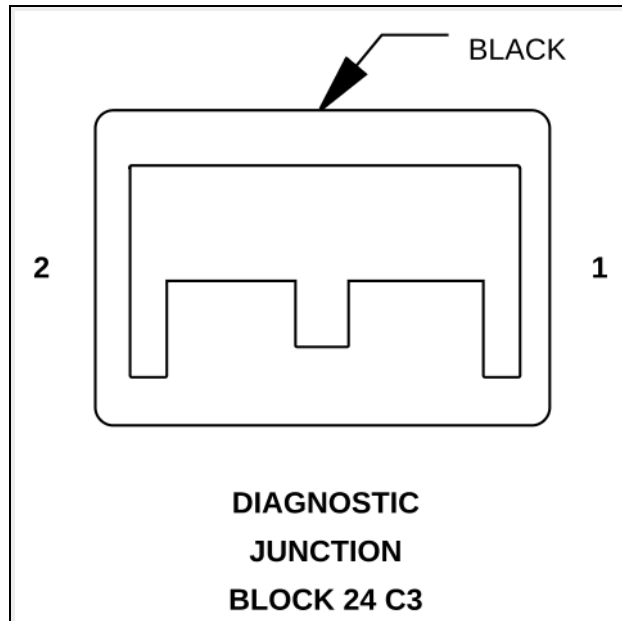
**DIAGNOSTIC JUNCTION BLOCK 24 C1 - BLACK 2 WAY**

CAV	CIRCUIT	FUNCTION
1	1553 20BR/RD	CAN B BUS (+)
2	1554 20BR	CAN B BUS (-)



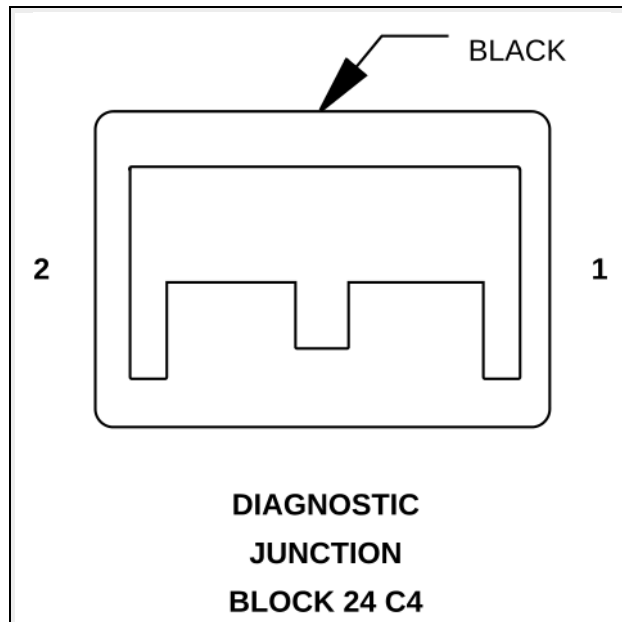
**DIAGNOSTIC JUNCTION BLOCK 24 C2 - BLACK 2 WAY**

CAV	CIRCUIT	FUNCTION
1	372 20BR/RD	CAN B BUS (+)
2	373 20BR	CAN B BUS (-)



**DIAGNOSTIC JUNCTION BLOCK 24 C3 - BLACK 2 WAY**

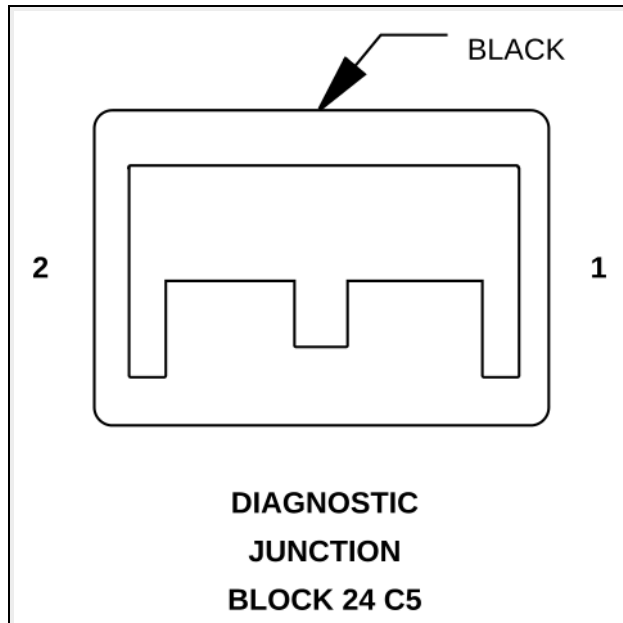
CAV	CIRCUIT	FUNCTION
1	278 20BR/RD	CAN B BUS (+)
2	277 20BR	CAN B BUS (-)



**DIAGNOSTIC JUNCTION BLOCK 24 C4 - BLACK 2 WAY**

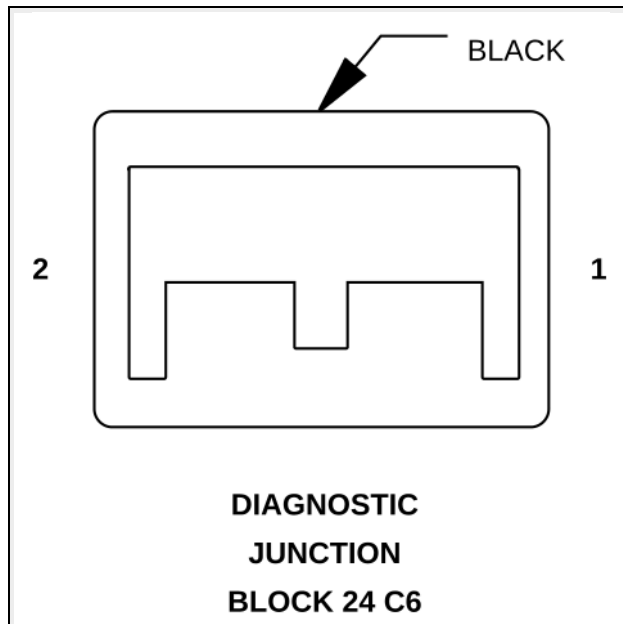
CAV	CIRCUIT	FUNCTION
1	1780 20BR/RD	CAN B BUS (+)
2	1781 20BR	CAN B BUS (-)





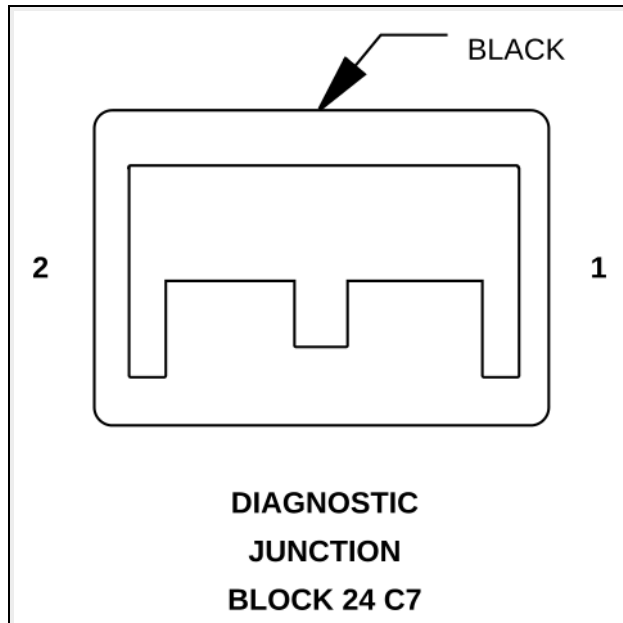
**DIAGNOSTIC JUNCTION BLOCK 24 C5 - BLACK 2 WAY**

CAV	CIRCUIT	FUNCTION
1	948 20BR/RD	CAN B BUS (+)
2	949 20BR	CAN B BUS (-)



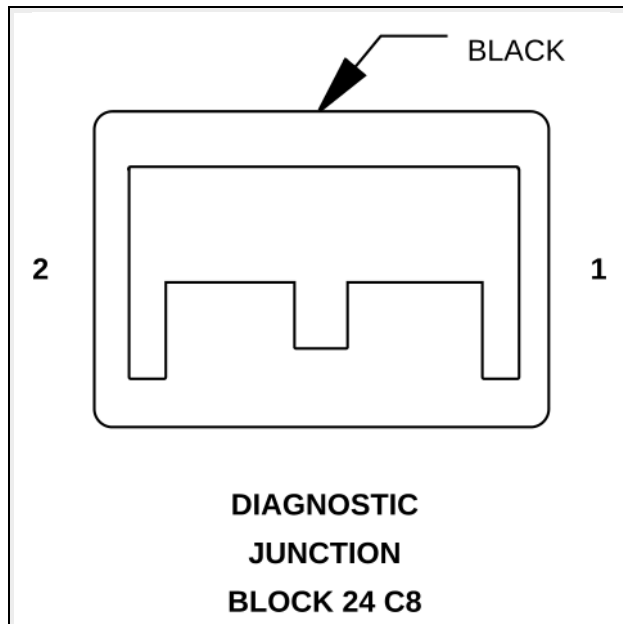
**DIAGNOSTIC JUNCTION BLOCK 24 C6 - BLACK 2 WAY**

CAV	CIRCUIT	FUNCTION
1	2376 20BR/RD	CAN B BUS (+)
2	2377 20BR	CAN B BUS (-)



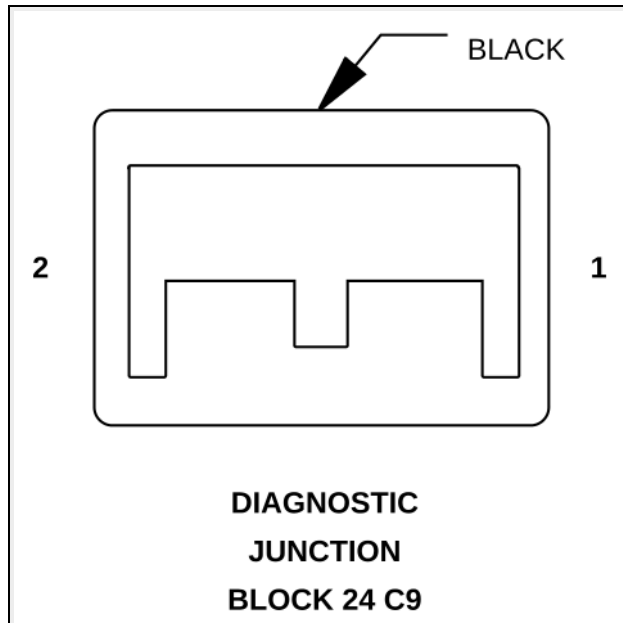
**DIAGNOSTIC JUNCTION BLOCK 24 C7 - BLACK 2 WAY**

CAV	CIRCUIT	FUNCTION
1	3004 20BR/RD	CAN B BUS (+)
2	3005 20BR	CAN B BUS (-)



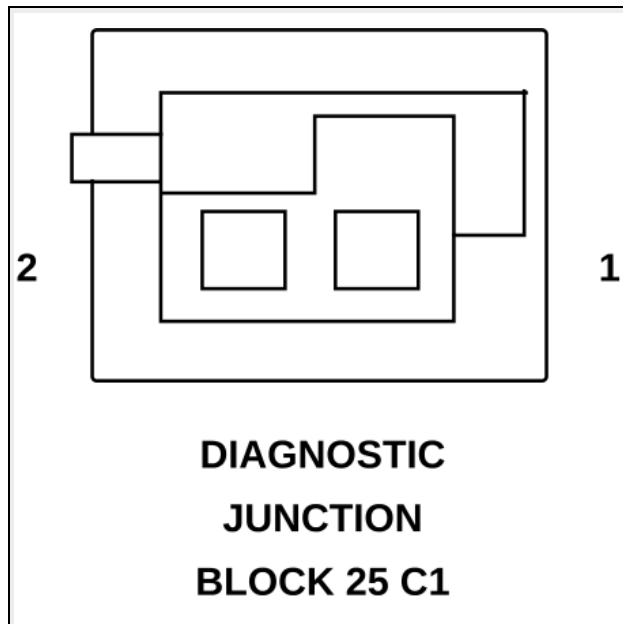
**DIAGNOSTIC JUNCTION BLOCK 24 C8 - BLACK 2 WAY**

CAV	CIRCUIT	FUNCTION
1	1138 20BR/RD	CAN B BUS (+)
2	1139 20BR	CAN B BUS (-)



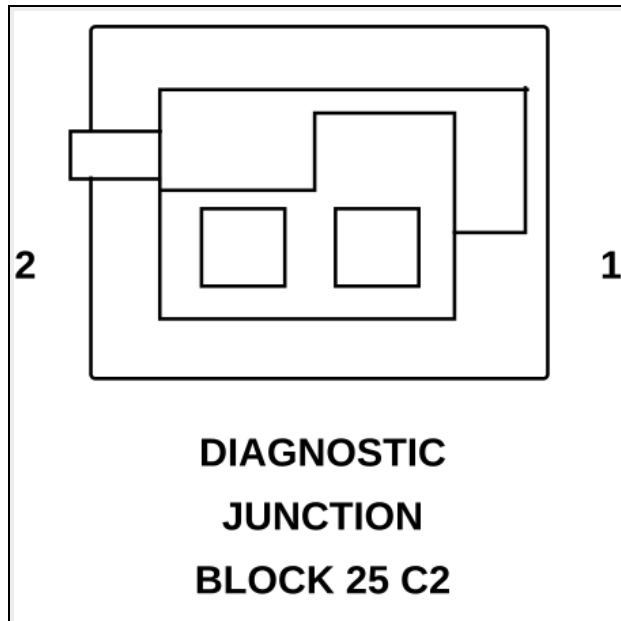
**DIAGNOSTIC JUNCTION BLOCK 24 C9 - BLACK 2 WAY**

CAV	CIRCUIT	FUNCTION
1	660 20BR/RD	CAN B BUS (+)
2	661 20BR	CAN B BUS (-)



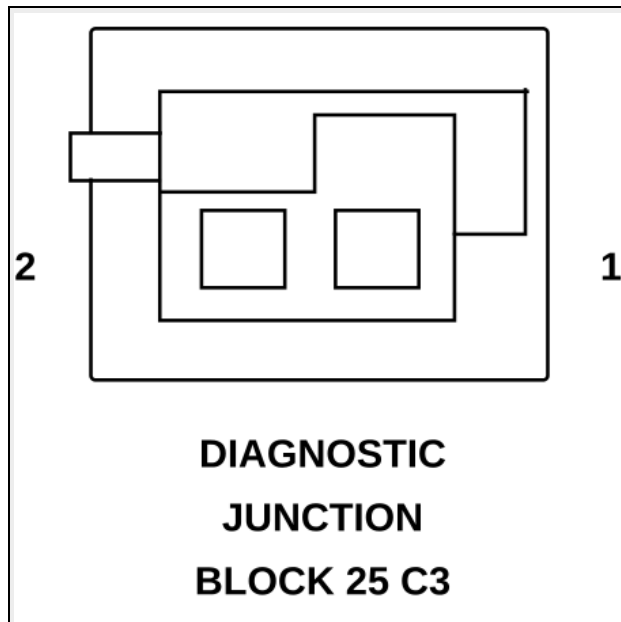
**DIAGNOSTIC JUNCTION BLOCK 25 C1 - 2 WAY**

CAV	CIRCUIT	FUNCTION
1	101 20BR/RD	CAN B BUS (+)
2	102 20BR	CAN B BUS (-)



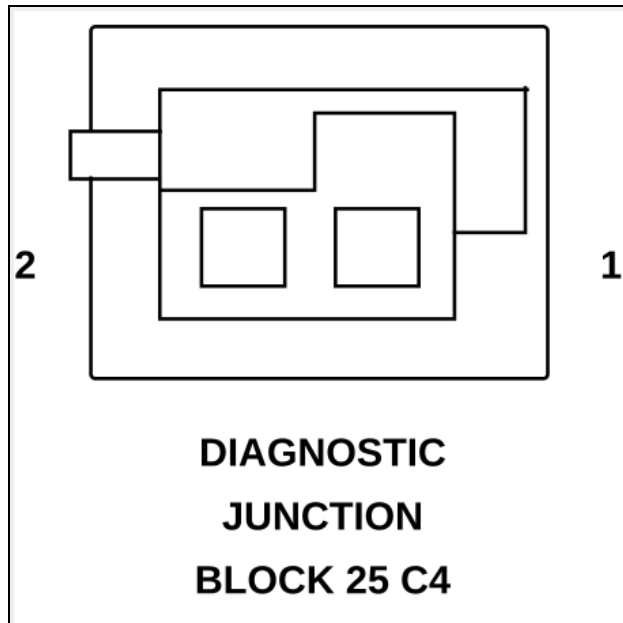
**DIAGNOSTIC JUNCTION BLOCK 25 C2 - 2 WAY**

CAV	CIRCUIT	FUNCTION
1	229 20BR/RD	CAN B BUS (+)
2	228 20BR	CAN B BUS (-)



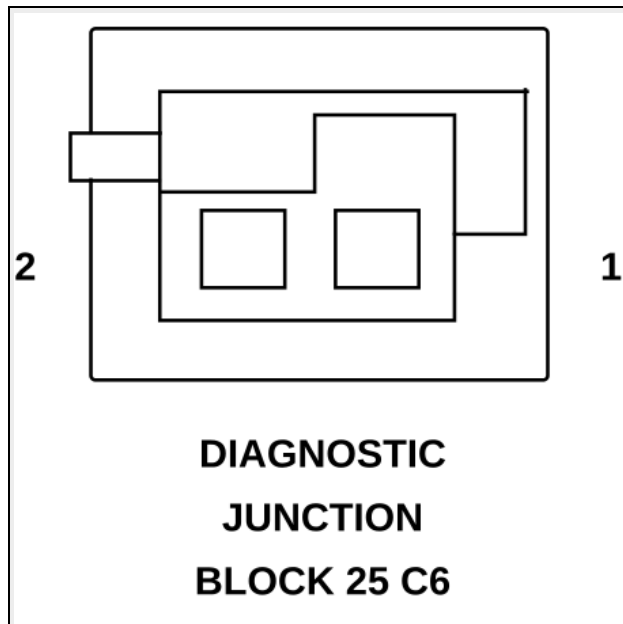
**DIAGNOSTIC JUNCTION BLOCK 25 C3 - 2 WAY**

CAV	CIRCUIT	FUNCTION
1	60 20BR/RD	CAN B BUS (+)
2	61 20BR	CAN B BUS (-)



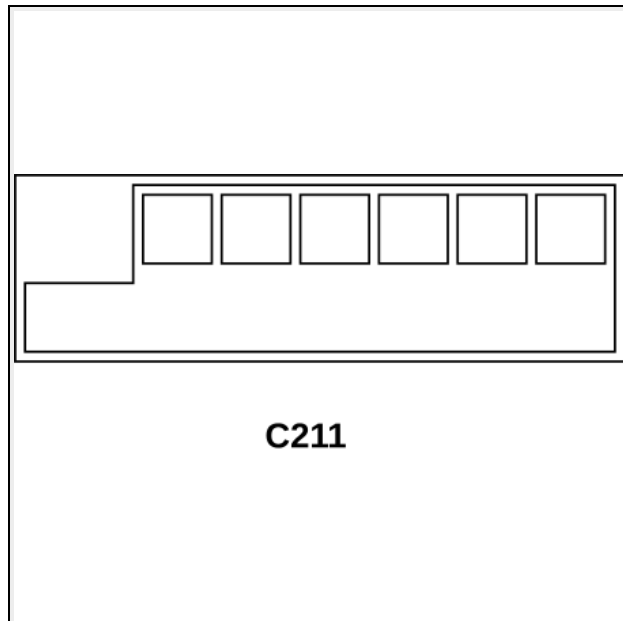
**DIAGNOSTIC JUNCTION BLOCK 25 C4 - 2 WAY**

CAV	CIRCUIT	FUNCTION
1	550 20BR/RD	CAN B BUS (+)
2	549 20BR	CAN B BUS (-)



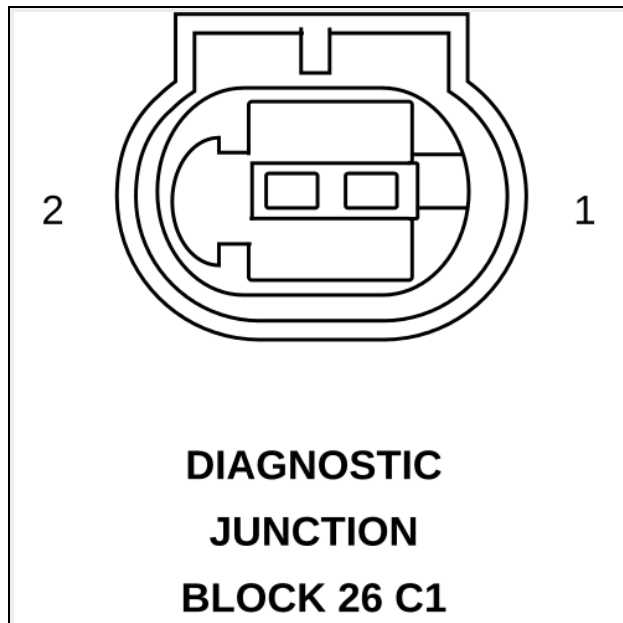
**DIAGNOSTIC JUNCTION BLOCK 25 C6 - 2 WAY**

CAV	CIRCUIT	FUNCTION
1	507 20BR/RD	CAN B BUS (+)
1	2723 20BR/RD	CAN B BUS (+)
2	508 20BR	CAN B BUS (-)
2	2724 20BR	CAN B BUS (-)



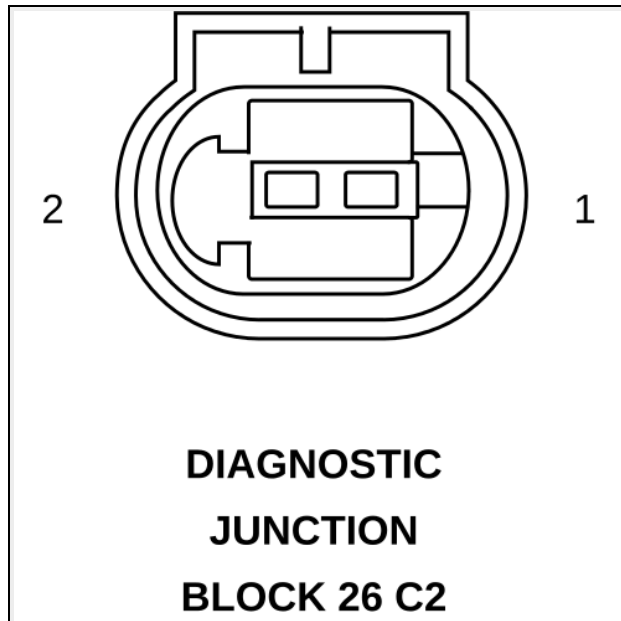
**DIAGNOSTIC JUNCTION BLOCK 25 C7 - BLACK 4 WAY**

CAV	CIRCUIT	FUNCTION
1	1542 20BR/RD	CAN B BUS (+)
2	2000 20BR/RD	CAN B BUS (+)
3	1541 20BR	CAN B BUS (-)
4	1999 20BR	CAN B BUS (-)



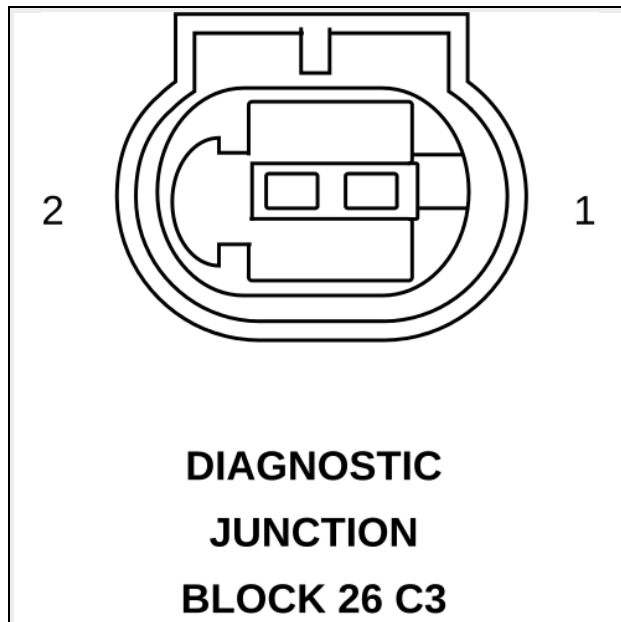
**DIAGNOSTIC JUNCTION BLOCK 26 C1 - 2 WAY**

CAV	CIRCUIT	FUNCTION
1	2414 20BR/RD	CAN B BUS (+)
2	2413 20BR	CAN B BUS (-)



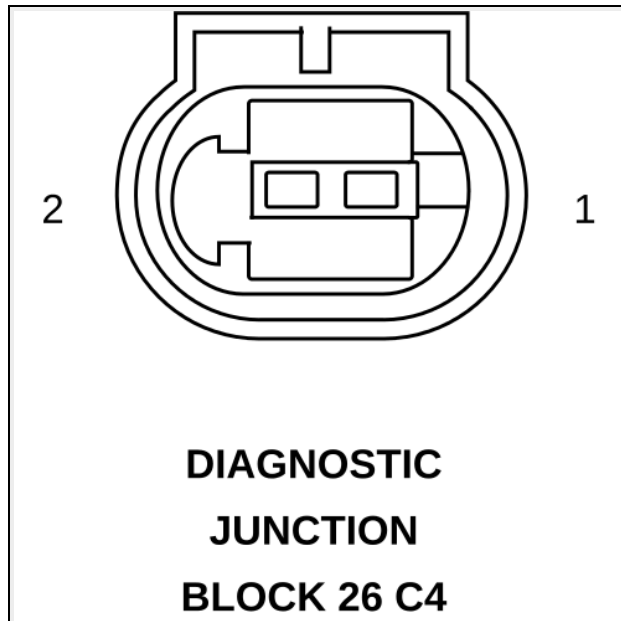
**DIAGNOSTIC JUNCTION BLOCK 26 C2 - 2 WAY**

CAV	CIRCUIT	FUNCTION
1	4454 20BR/RD	CAN B BUS (+)
2	4455 20BR	CAN B BUS (-)



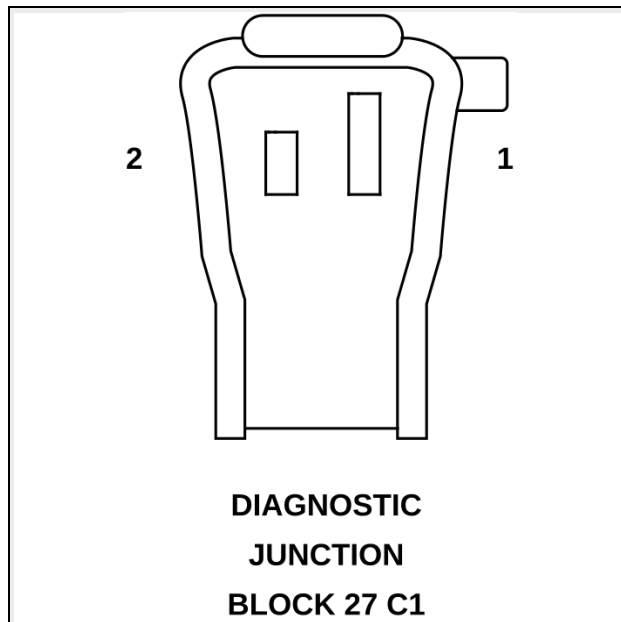
**DIAGNOSTIC JUNCTION BLOCK 26 C3 - 2 WAY**

CAV	CIRCUIT	FUNCTION
1	4469 20BR/RD	CAN B BUS (+)
2	4470 20BR	CAN B BUS (-)



**DIAGNOSTIC JUNCTION BLOCK 26 C4 - 2 WAY**

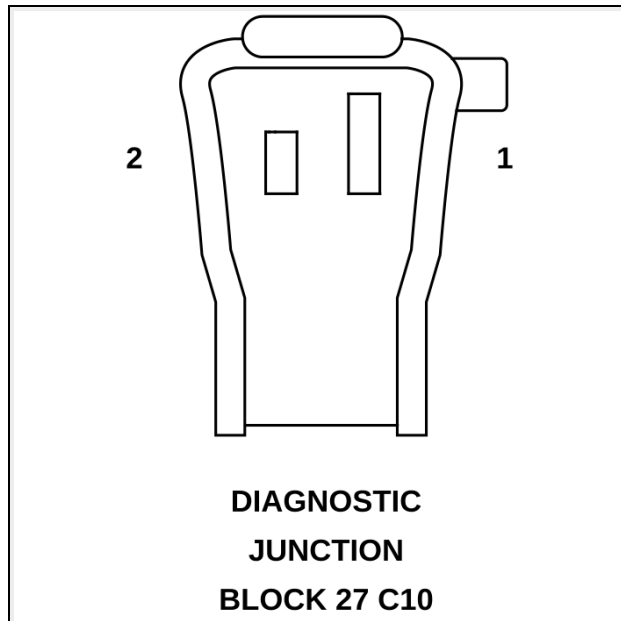
CAV	CIRCUIT	FUNCTION
1	2421 20BR/RD	CAN B BUS (+)
2	2422 20BR	CAN B BUS (-)



**DIAGNOSTIC JUNCTION BLOCK 27 C1 - 3 WAY**

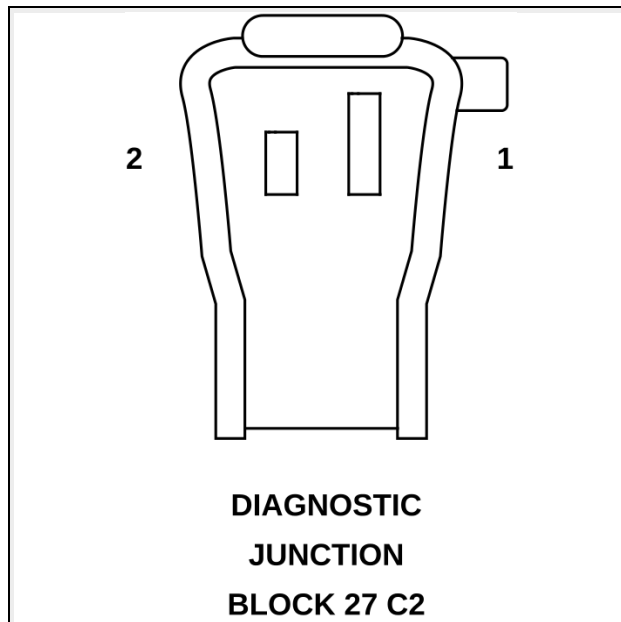
CAV	CIRCUIT	FUNCTION
1	1260 20DG/WT	CAN C BUS (+)
1	1681 20DG/WT	CAN C BUS (+)
2	1259 20DG	CAN C BUS (-)
2	1682 20DG	CAN C BUS (-)





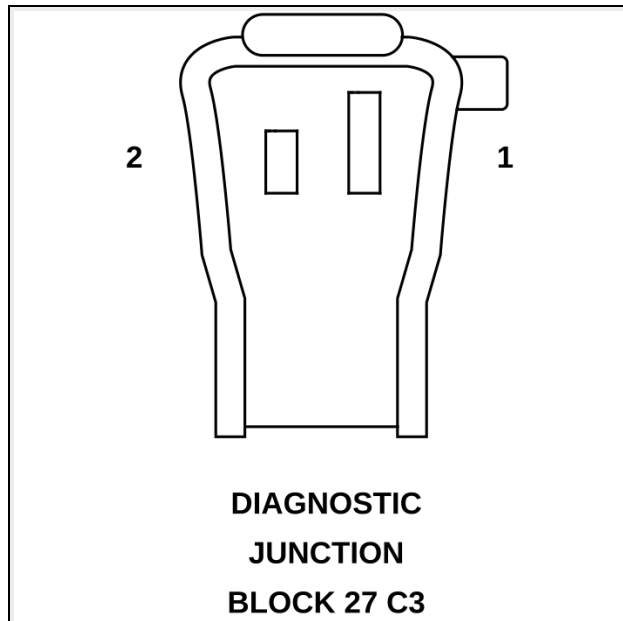
**DIAGNOSTIC JUNCTION BLOCK 27 C10 - 2 WAY**

CAV	CIRCUIT	FUNCTION
1	2469 20DG/WT	CAN C BUS (+)
2	2470 20DG	CAN C BUS (-)



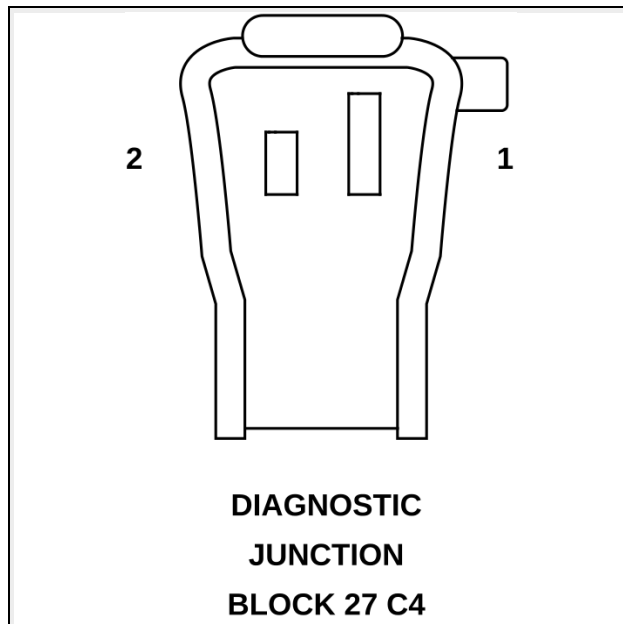
**DIAGNOSTIC JUNCTION BLOCK 27 C2 - 2 WAY**

CAV	CIRCUIT	FUNCTION
1	58 20DG/WT	CAN C BUS (+)
2	59 20DG	CAN C BUS (-)



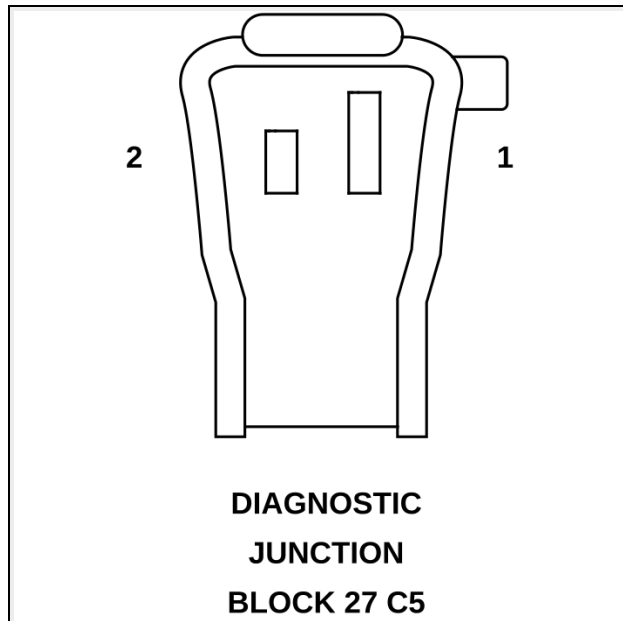
**DIAGNOSTIC JUNCTION BLOCK 27 C3 - 2 WAY**

CAV	CIRCUIT	FUNCTION
1	227 20DG/WT	CAN C BUS (+)
2	226 20DG	CAN C BUS (-)



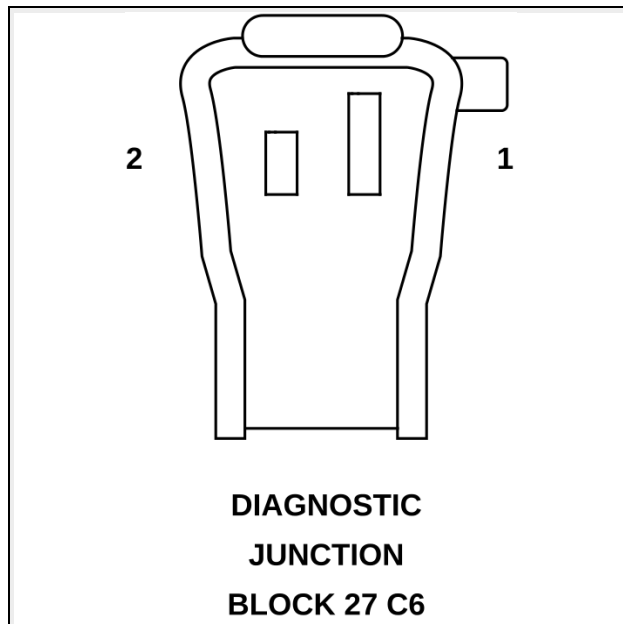
**DIAGNOSTIC JUNCTION BLOCK 27 C4 - 2 WAY**

CAV	CIRCUIT	FUNCTION
1	3564 20DG/WT	CAN C BUS (+)
1	13 20DG/WT	CAN C BUS (+)
2	3565 20DG	CAN C BUS (-)
2	12 20DG	CAN C BUS (-)



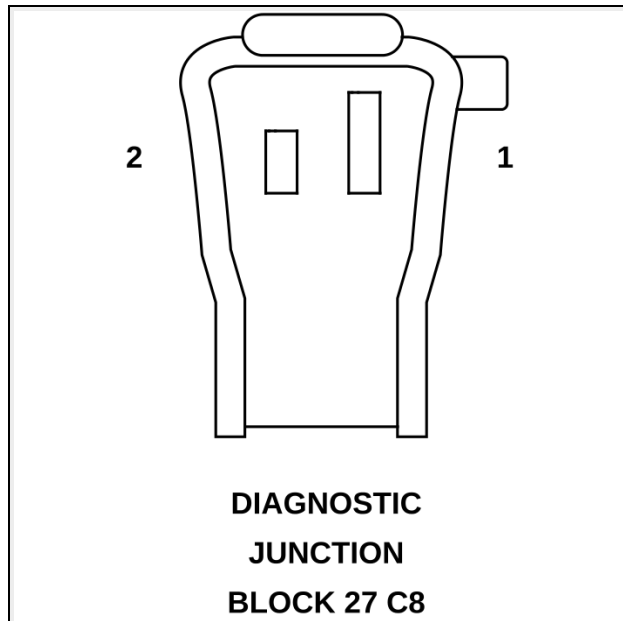
**DIAGNOSTIC JUNCTION BLOCK 27 C5 - 2 WAY**

CAV	CIRCUIT	FUNCTION
1	17 20DG/WT	CAN C BUS (+)
2	18 20DG	CAN C BUS (-)



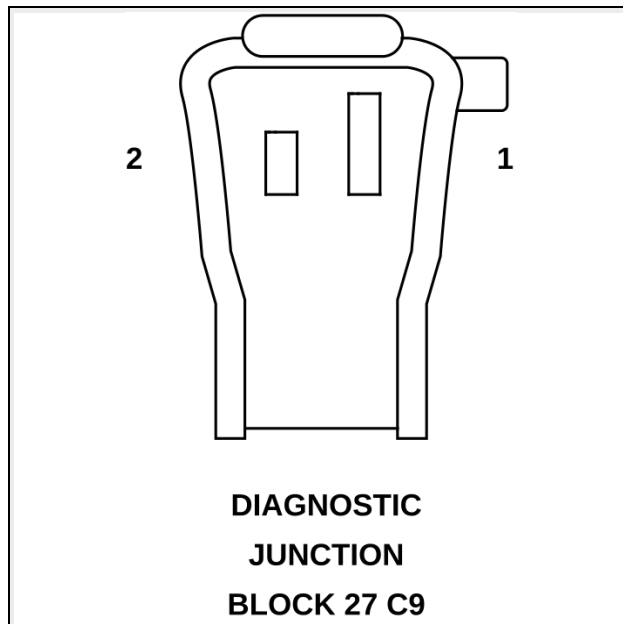
**DIAGNOSTIC JUNCTION BLOCK 27 C6 - 2 WAY**

CAV	CIRCUIT	FUNCTION
1	1790 20DG/WT	CAN C BUS (+)
2	1791 20DG	CAN C BUS (-)



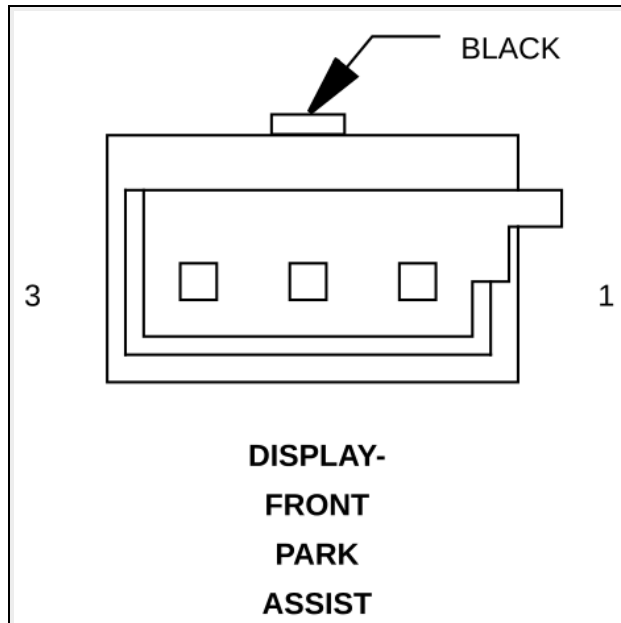
**DIAGNOSTIC JUNCTION BLOCK 27 C8 - 2 WAY**

CAV	CIRCUIT	FUNCTION
1	759 20DG/WT	CAN C BUS (+)
2	758 20DG	CAN C BUS (-)



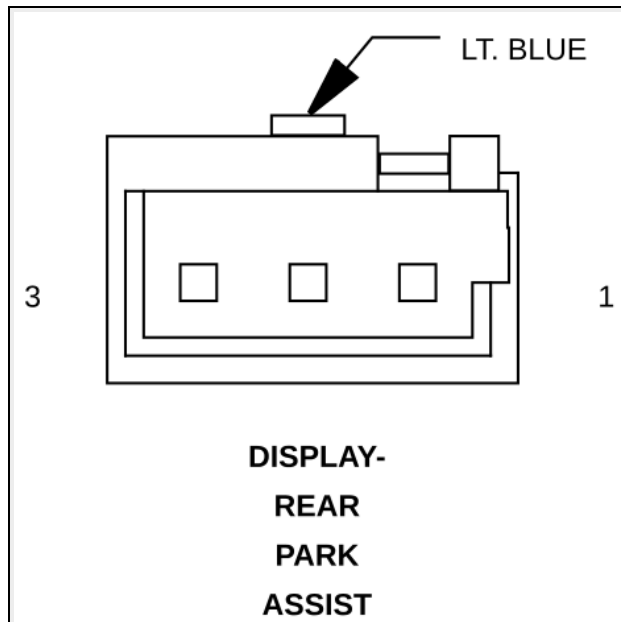
**DIAGNOSTIC JUNCTION BLOCK 27 C9 - 2 WAY**

CAV	CIRCUIT	FUNCTION
1	832 20DG/WT	CAN C BUS (+)
2	831 20DG	CAN C BUS (-)



**DISPLAY-FRONT PARK ASSIST - BLACK 3 WAY**

CAV	CIRCUIT	FUNCTION
1	670 20RD/DG	PARK ASSIST DISPLAY SUPPLY
2	669 20BR/DG	GROUND
3	668 20BK/DB	FRONT PARK ASSIST DISPLAY SIGNAL



**DISPLAY-REAR PARK ASSIST - LT. BLUE 3 WAY**

CAV	CIRCUIT	FUNCTION
1	U3622 20DB/DG	PARK ASSIST DISPLAY SUPPLY
2	U3623 20BR/DG	GROUND
3	U3624 20BK/DG	REAR PARK ASSIST DISPLAY SIGNAL

**FUSE/RELAY BLOCK C1 - BLACK 15 WAY**

CAV	CIRCUIT	FUNCTION
1	2187 12RD	-
2	U421 12RD/GY	-
3	U354 14BK/YL	-
4	225 18RD/GY	-
4	56 20RD/GY	-
4	56 20RD/GY	-
4	56 20RD/GY	-
5	-	-
6	U758 18RD/YL	-
7	1910 18BK/RD	-
8	U311 20BK/PK	-
9	-	-
10	-	-
11	59 18BK/OR	-
11	59 18BK/OR	-
11	59 18BK/OR	-
12	3629 20DG	-
13	-	-
14	-	-
15	62 18BK/VT	-

---

**FUSE/RELAY BLOCK C2 - BLACK 1 WAY**

CAV	CIRCUIT	FUNCTION
1	14 6RD	NO FUNCTION DEFINED

---

**FUSE/RELAY BLOCK C3 - BLACK 14 WAY**

CAV	CIRCUIT	FUNCTION
1	-	-
2	-	-
3	31 18BK/VT	NO FUNCTION DEFINED
3	U94 18BK/VT	NO FUNCTION DEFINED
4	-	-
5	132 18BK/WT	NO FUNCTION DEFINED
5	1693 18BK/WT	NO FUNCTION DEFINED
6	U371 20BK/RD	NO FUNCTION DEFINED
7	1357 18BK	NO FUNCTION DEFINED
7	1777 18BK	NO FUNCTION DEFINED
8	U356 20BK/OR	NO FUNCTION DEFINED
9	271 20BK/PK	NO FUNCTION DEFINED
10	-	-
11	-	-
12	-	-
13	1258 18RD/WT	NO FUNCTION DEFINED
13	1258 18RD/WT	NO FUNCTION DEFINED
14	133 18RD/BK	NO FUNCTION DEFINED
14	293 18RD/BK	NO FUNCTION DEFINED

---

**FUSE/RELAY BLOCK C4 - BLACK 3 WAY**

CAV	CIRCUIT	FUNCTION
1	U774 4RD	FUSED B(+)
2	-	-
3	-	-

---

**FUSE/RELAY BLOCK C5 - BLACK 18 WAY**

<b>CAV</b>	<b>CIRCUIT</b>	<b>FUNCTION</b>
1	2254 12VT	NO FUNCTION DEFINED
1	3916 12VT	NO FUNCTION DEFINED
2	3820 12RD/DG	NO FUNCTION DEFINED
3	361 12BK/VT	NO FUNCTION DEFINED
4	-	-
5	1255 12BK/GY	NO FUNCTION DEFINED
5	U799 14BK/GY	NO FUNCTION DEFINED
6	360 12BK/OR	NO FUNCTION DEFINED
7	U777 12BK/DG	NO FUNCTION DEFINED
8	68 12BR	NO FUNCTION DEFINED
8	68 12BR	NO FUNCTION DEFINED
8	68 12BR	NO FUNCTION DEFINED
9	U370 16BK/WT	NO FUNCTION DEFINED
10	-	-
11	1257 12BK/DB	NO FUNCTION DEFINED
11	U782 12BK/DB	NO FUNCTION DEFINED
12	273 18BK	NO FUNCTION DEFINED
12	470 18BK	NO FUNCTION DEFINED
12	4212 18BK	NO FUNCTION DEFINED
13	98 14BK/YL	NO FUNCTION DEFINED
14	1674 18RD/DG	NO FUNCTION DEFINED
15	274 18BK/RD	NO FUNCTION DEFINED
15	471 18BK/RD	NO FUNCTION DEFINED
15	4213 18BK/RD	NO FUNCTION DEFINED
16	574 14DG	NO FUNCTION DEFINED
17	3870 14BK/PK	NO FUNCTION DEFINED
17	3871 14BK/PK	NO FUNCTION DEFINED
18	U365 18BK/BR	NO FUNCTION DEFINED

---

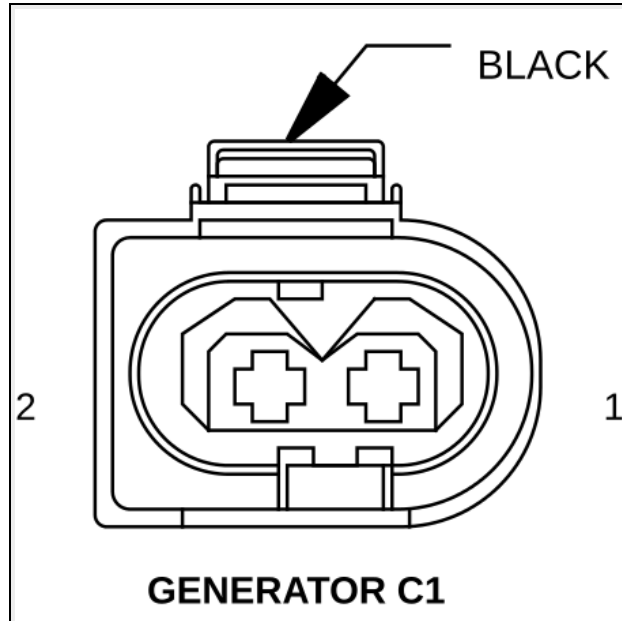


**GENERATOR - 1 WAY**

CAV	CIRCUIT	FUNCTION
1	4438 6RD	B+

**GENERATOR (BBS INTERFACE) - 1 WAY**

CAV	CIRCUIT	FUNCTION
1	512 6RD	-

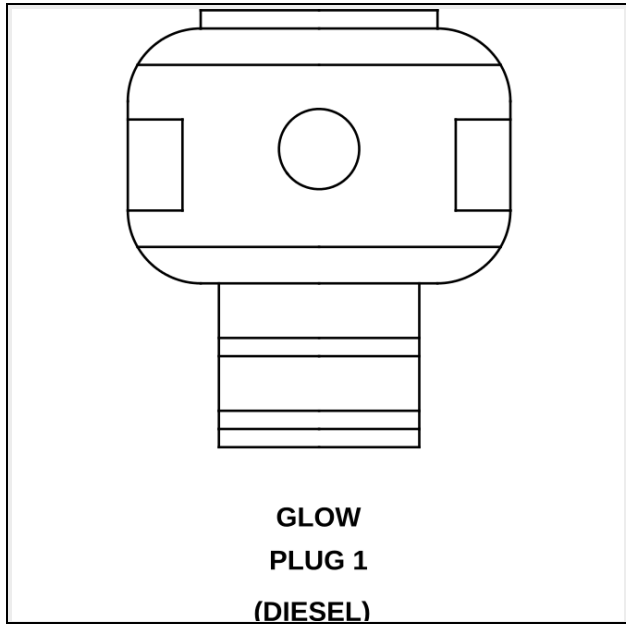


**GENERATOR C1 (LIN INTERFACE) - BLACK 2 WAY**

CAV	CIRCUIT	FUNCTION
1	U2032 18DB/RD	-
1	3925 18DB/RD	-
2	-	-

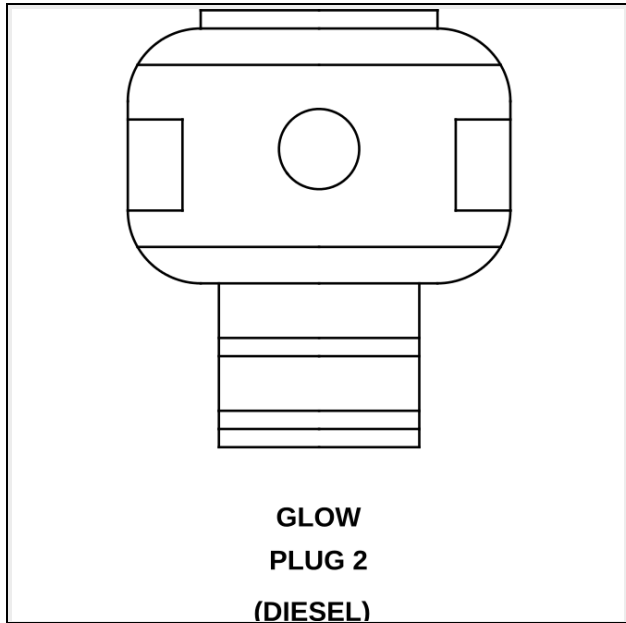
**GENERATOR C2 (LIN INTERFACE) - 1 WAY**

CAV	CIRCUIT	FUNCTION
1	1785 1RD	-
1	4323 6RD	-
1	4324 6RD	-



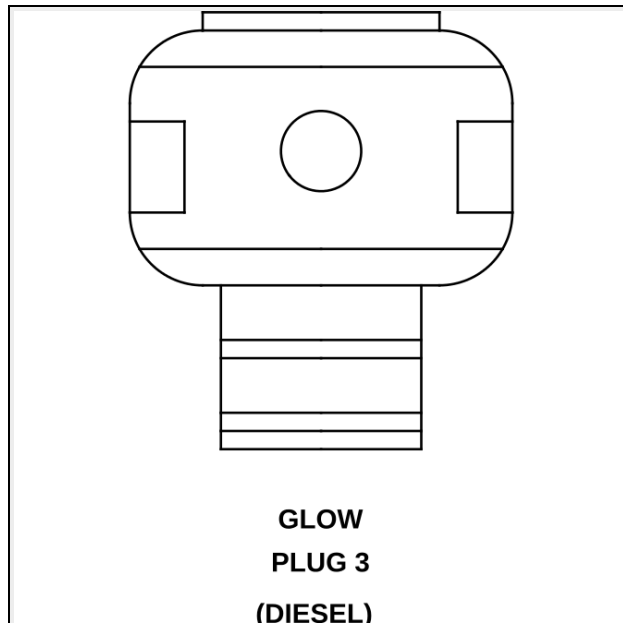
**GLOW PLUG 1 - 1 WAY**

CAV	CIRCUIT	FUNCTION
1	116 12BK/WT	-



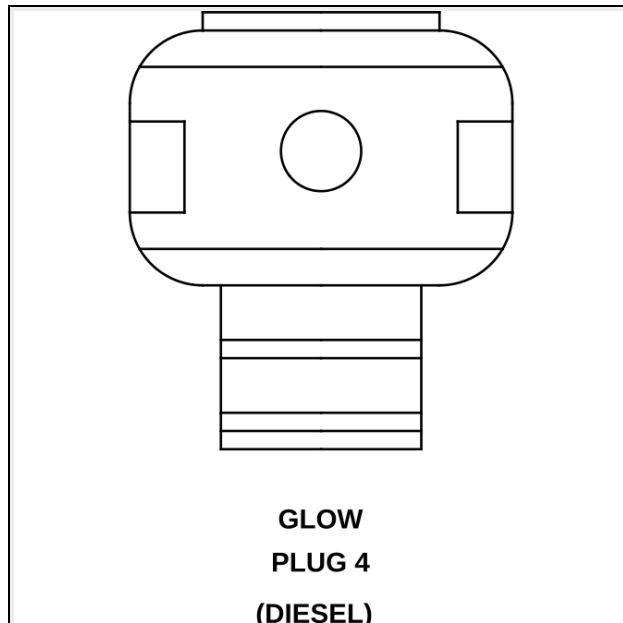
**GLOW PLUG 2 - 1 WAY**

CAV	CIRCUIT	FUNCTION
1	115 12BK/YL	-



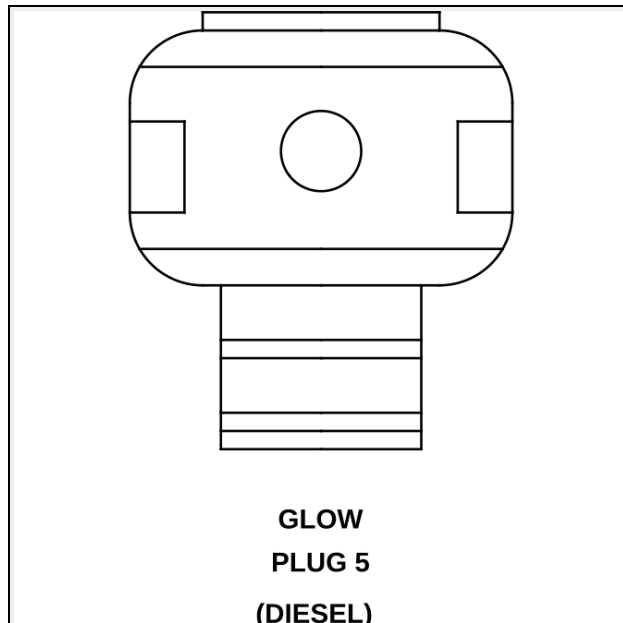
**GLOW PLUG 3 - 1 WAY**

CAV	CIRCUIT	FUNCTION
1	117 12BK/OR	-



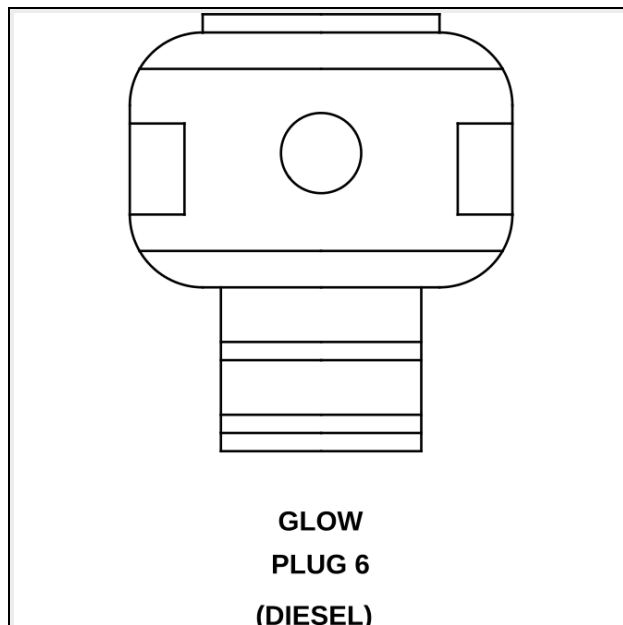
**GLOW PLUG 4 - 1 WAY**

CAV	CIRCUIT	FUNCTION
1	118 12BK/VT	-



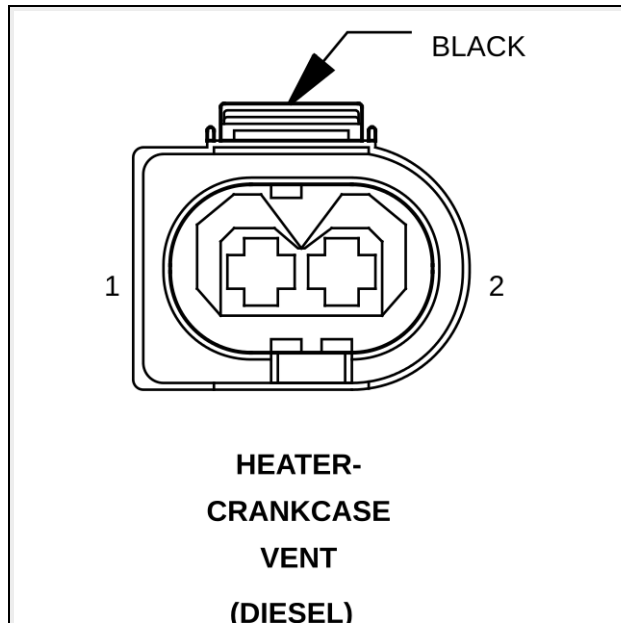
**GLOW PLUG 5 - 1 WAY**

CAV	CIRCUIT	FUNCTION
1	-	-



**GLOW PLUG 6 - 1 WAY**

CAV	CIRCUIT	FUNCTION
1	1517 12BK/GY	-



**HEATER-CRANKCASE VENT - BLACK 2 WAY**

CAV	CIRCUIT	FUNCTION
1	1309 18BK/BR	CRANKCASE VENT HEATER CONTROL
2	U748 18BK/DG	FUSED MAIN RELAY OUTPUT

**HEATER-CUSHION PAD-DRIVER C1 - 1 WAY**

CAV	CIRCUIT	FUNCTION
1	562 18RD	-

**HEATER-CUSHION PAD-DRIVER C2 - 1 WAY**

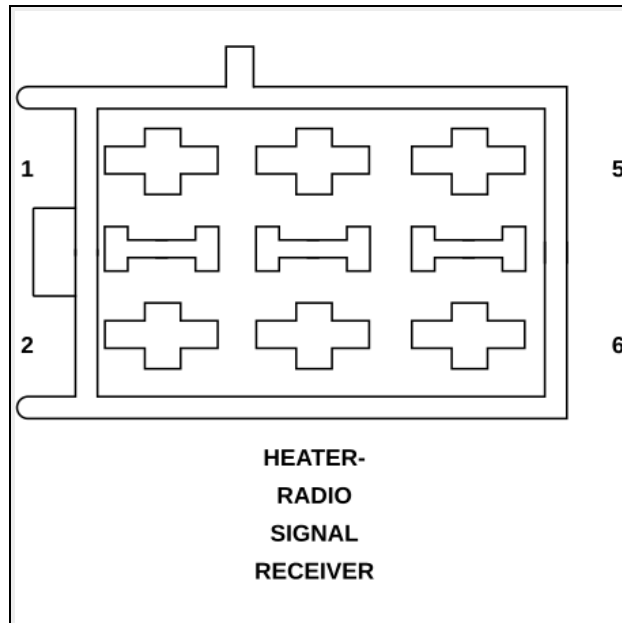
CAV	CIRCUIT	FUNCTION
1	563 18BR	-

**HEATER-CUSHION PAD-PASSENGER C1 - 1 WAY**

CAV	CIRCUIT	FUNCTION
1	558 18BR	-

**HEATER-CUSHION PAD-PASSENGER C2 - 1 WAY**

CAV	CIRCUIT	FUNCTION
1	558 18BR	-



**HEATER-RADIO SIGNAL RECEIVER - 6 WAY**

CAV	CIRCUIT	FUNCTION
1	-	-
2	2930 20DG	-
3	2389 20OR/WT	RADIO FREQUENCY REMOTE CONTROL ON
4	2388 20BR	GROUND
5	-	-
6	2382 20RD/YL	FUSED B(+)

**HEATER-SEAT BACK-DRIVER C1 - 1 WAY**

CAV	CIRCUIT	FUNCTION
1	564 18BR	-

**HEATER-SEAT BACK-DRIVER C2 - 1 WAY**

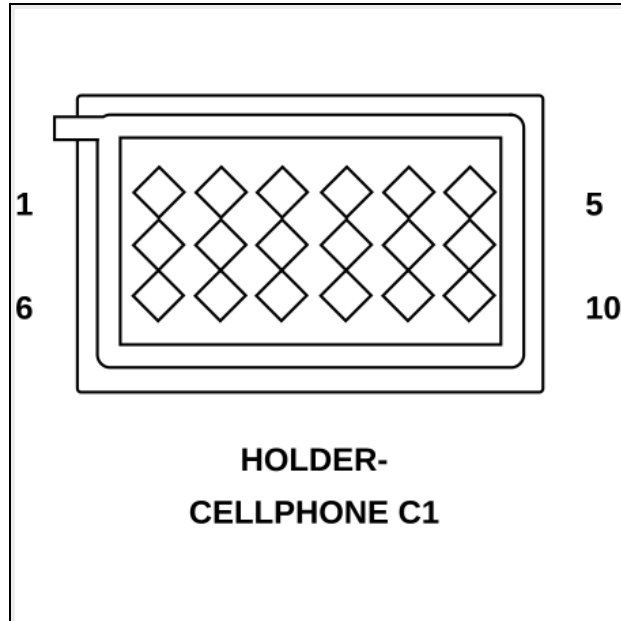
CAV	CIRCUIT	FUNCTION
1	565 18RD	-

**HEATER-SEAT BACK-PASSENGER C1 - 1 WAY**

CAV	CIRCUIT	FUNCTION
1	559 18BR	-

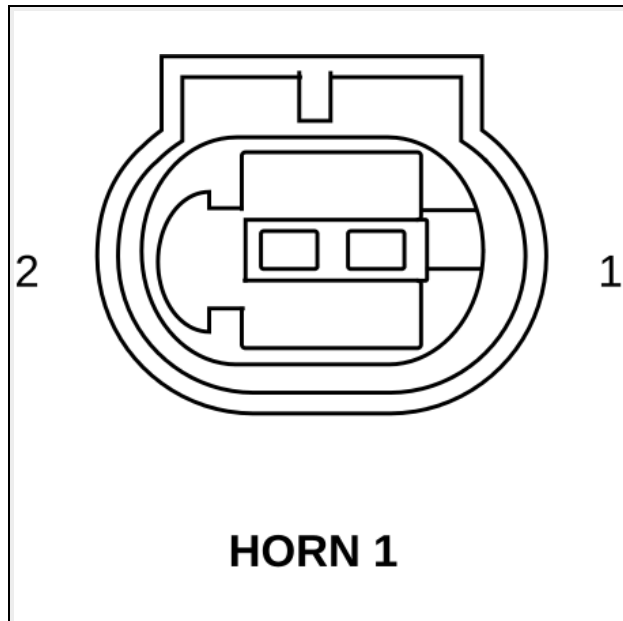
**HEATER-SEAT BACK-PASSENGER C2 - 1 WAY**

CAV	CIRCUIT	FUNCTION
1	560 18RD	-



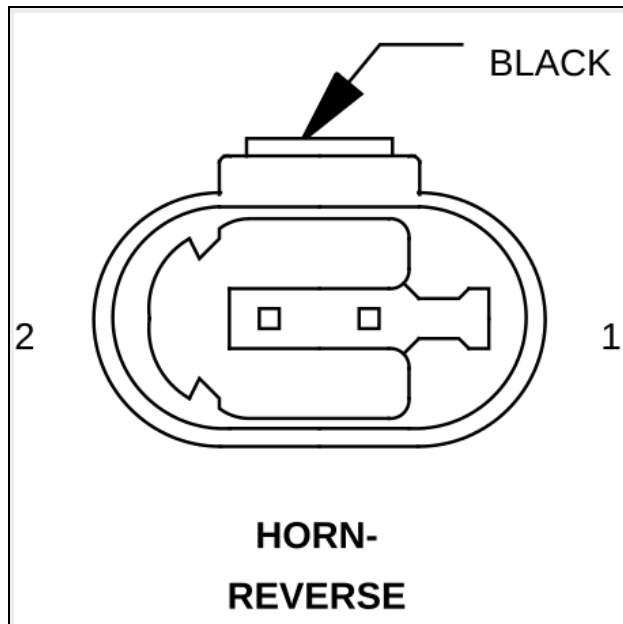
**HOLDER-CELLPHONE C1 - 10 WAY**

CAV	CIRCUIT	FUNCTION
1	2126 20BR/YL	-
2	2127 22RD/WT	-
3	2128 22DB/WT	-
4	2129 22BK/WT	-
5	2130 22DG/WT	-
6	2131 20RD/YL	-
7	2132 22RD	-
8	2133 22DB	-
9	2134 22BK	-
10	2135 22DG	-



**HORN 1 - 2 WAY**

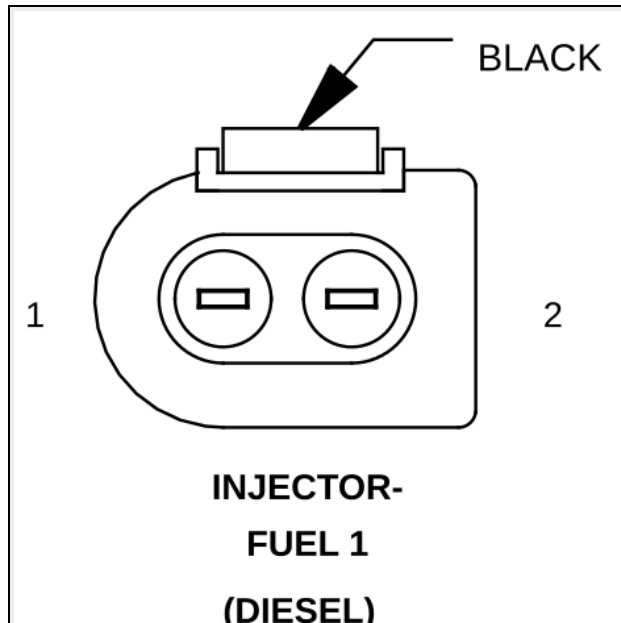
CAV	CIRCUIT	FUNCTION
A	575 14BR	GROUND
B	574 14DG	-



**HORN-REVERSE - BLACK 2 WAY**

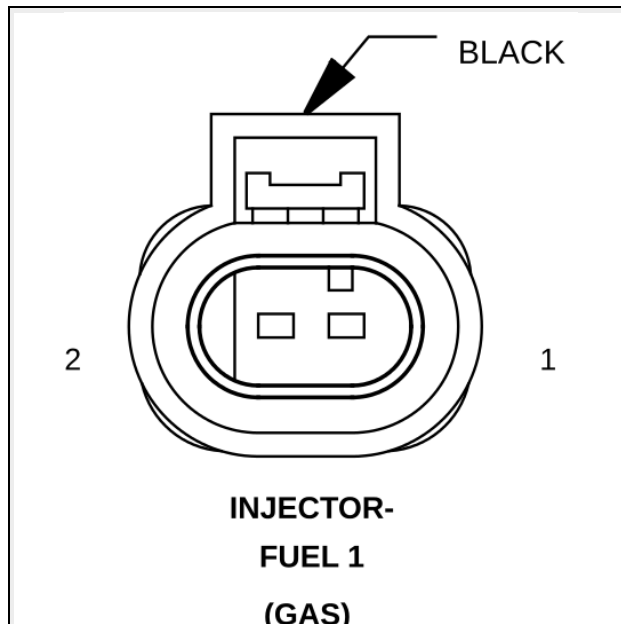
CAV	CIRCUIT	FUNCTION
1	U382 18WT/DB	FUSED B(+)
1	2320 18WT/DB	FUSED B(+)
1	4528 18WT/DB	FUSED B(+)
2	2319 18BR	GROUND





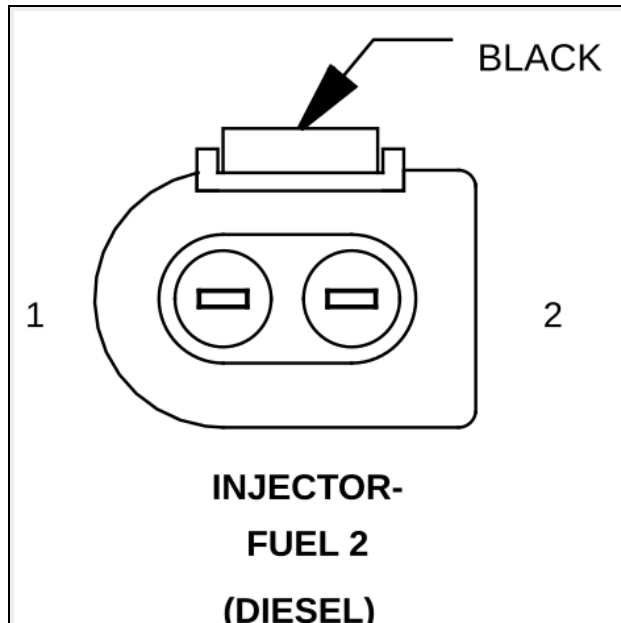
**INJECTOR-FUEL 1 - BLACK 2 WAY**

CAV	CIRCUIT	FUNCTION
1	1346 14WT	FUEL INJECTOR 1 LOW-SIDE CONTROL
2	1347 14BK/WT	FUEL INJECTOR 1 HIGH-SIDE CONTROL



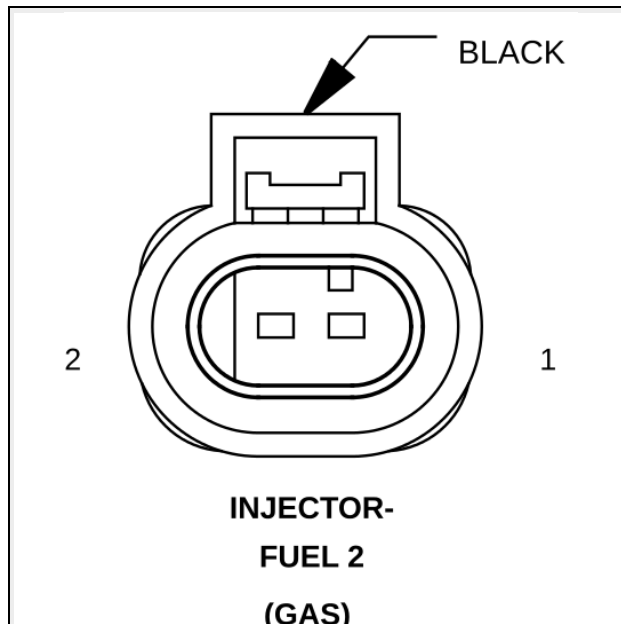
**INJECTOR-FUEL 1 - BLACK 2 WAY**

CAV	CIRCUIT	FUNCTION
1	U795J 18BK/WT	FUSED MAIN RELAY OUTPUT
2	1566 18BK	INJECTOR 1 CONTROL



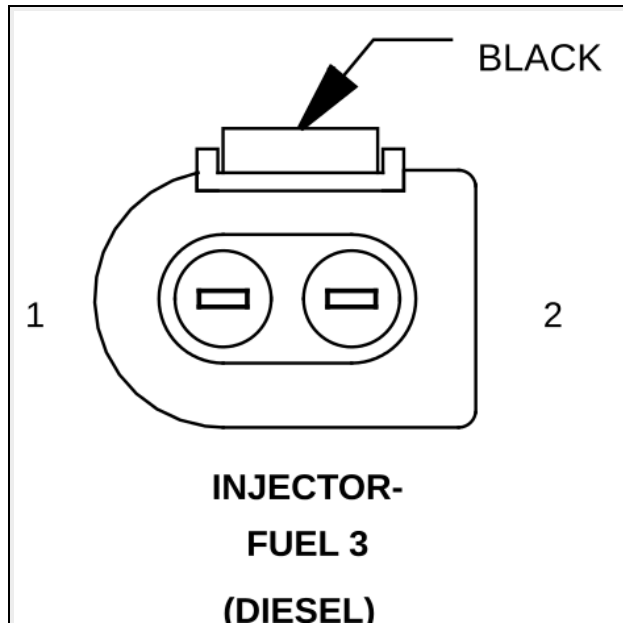
**INJECTOR-FUEL 2 - BLACK 2 WAY**

CAV	CIRCUIT	FUNCTION
1	1348 14DB	FUEL INJECTOR 2 LOW-SIDE CONTROL
2	1349 14BK/DB	FUEL INJECTOR 2 HIGH-SIDE CONTROL



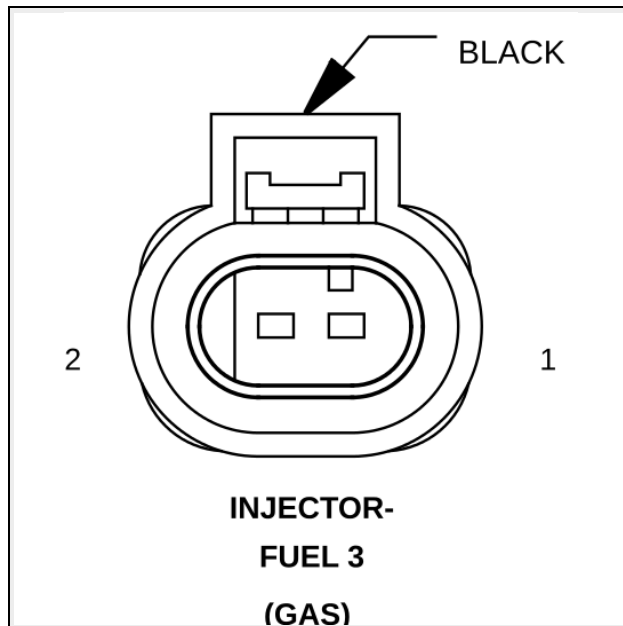
**INJECTOR-FUEL 2 - BLACK 2 WAY**

CAV	CIRCUIT	FUNCTION
1	U795 18BK/WT	FUSED MAIN RELAY OUTPUT
2	1568 18BK/WT	INJECTOR 2 CONTROL



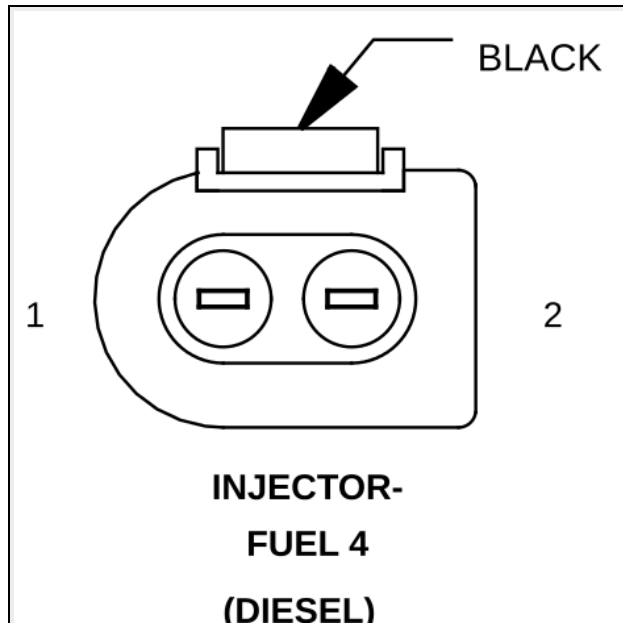
**INJECTOR-FUEL 3 - BLACK 2 WAY**

CAV	CIRCUIT	FUNCTION
1	1350 14YL	FUEL INJECTOR 3 LOW-SIDE CONTROL
2	1351 14BK/YL	FUEL INJECTOR 3 HIGH-SIDE CONTROL



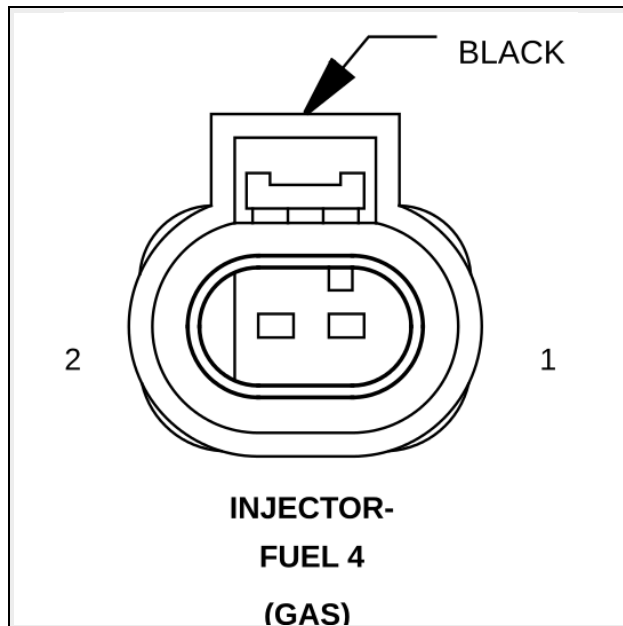
**INJECTOR-FUEL 3 - BLACK 2 WAY**

CAV	CIRCUIT	FUNCTION
1	U795Q 18BK/WT	FUSED MAIN RELAY OUTPUT
2	1569 18BK/YL	INJECTOR 3 CONTROL



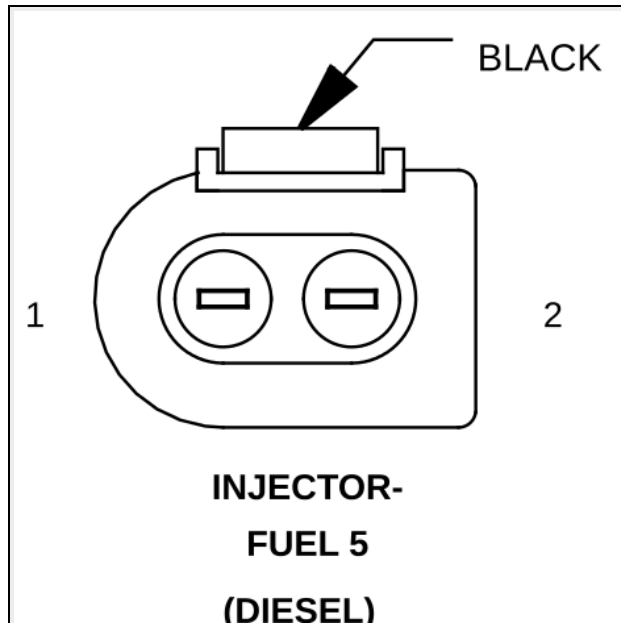
**INJECTOR-FUEL 4 - BLACK 2 WAY**

CAV	CIRCUIT	FUNCTION
1	1352 14RD	FUEL INJECTOR 4 LOW-SIDE CONTROL
2	1353 14BK/RD	FUEL INJECTOR 4 HIGH-SIDE CONTROL



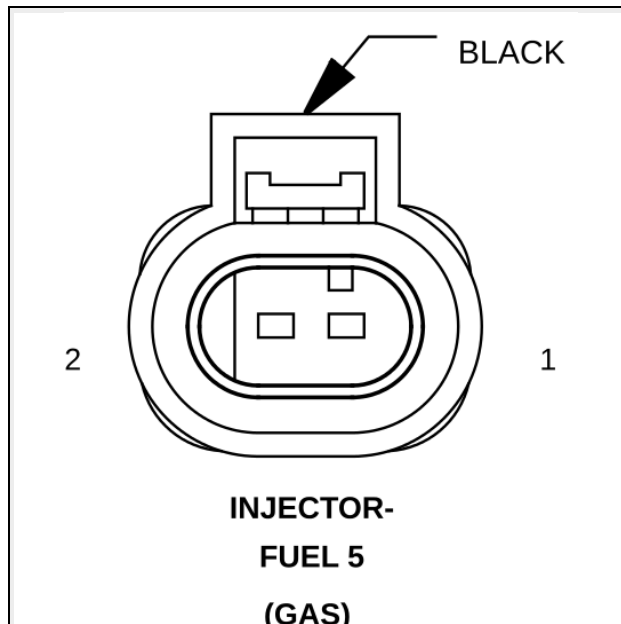
**INJECTOR-FUEL 4 - BLACK 2 WAY**

CAV	CIRCUIT	FUNCTION
1	U794 18BK/GY	FUSED MAIN RELAY OUTPUT
2	1572 18DB	INJECTOR 4 CONTROL



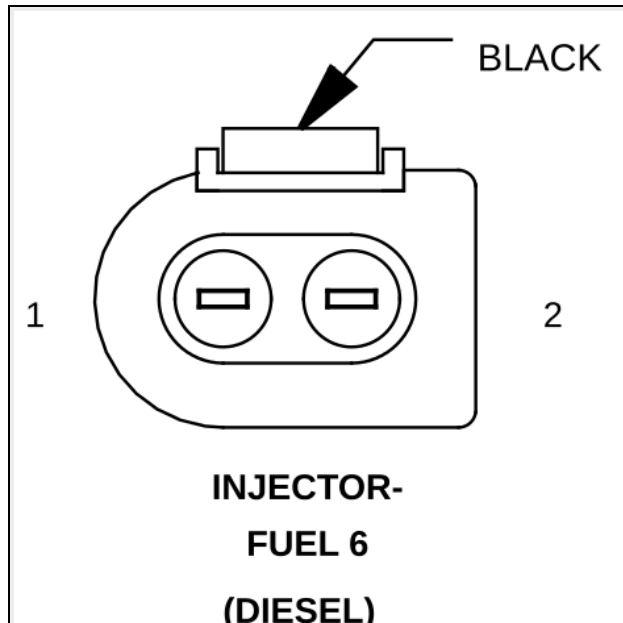
**INJECTOR-FUEL 5 - BLACK 2 WAY**

CAV	CIRCUIT	FUNCTION
1	1343 14VT	FUEL INJECTOR 5 LOW-SIDE CONTROL
2	1342 14BK/VT	FUEL INJECTOR 5 HIGH-SIDE CONTROL



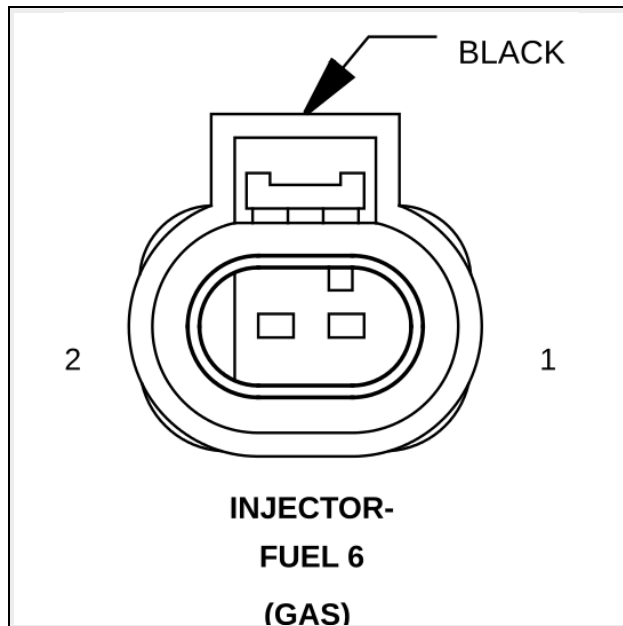
**INJECTOR-FUEL 5 - BLACK 2 WAY**

CAV	CIRCUIT	FUNCTION
1	U794L 18BK/GY	FUSED MAIN RELAY OUTPUT
2	1573 18BK/VT	INJECTOR 5 CONTROL



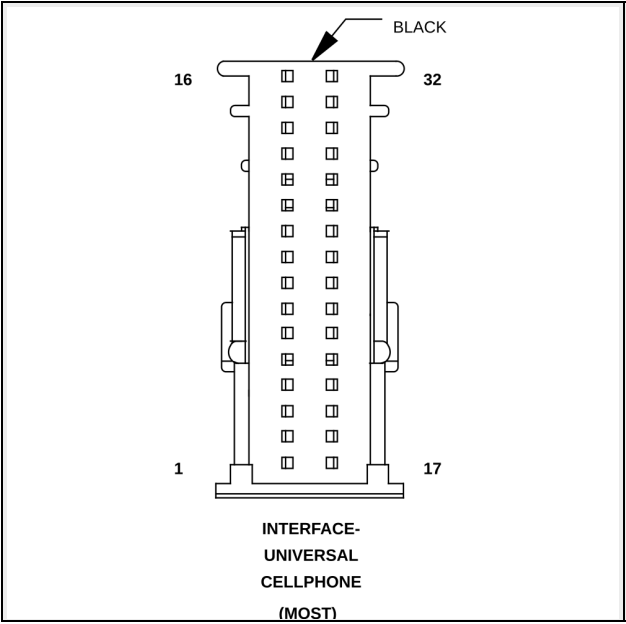
**INJECTOR-FUEL 6 - BLACK 2 WAY**

CAV	CIRCUIT	FUNCTION
1	1345 14DG	FUEL INJECTOR 6 LOW-SIDE CONTROL
2	1344 14BK/DG	FUEL INJECTOR 6 HIGH-SIDE CONTROL



**INJECTOR-FUEL 6 - BLACK 2 WAY**

CAV	CIRCUIT	FUNCTION
1	U794 18BK/GY	FUSED MAIN RELAY OUTPUT
2	1575 18BK/GY	INJECTOR 6 CONTROL

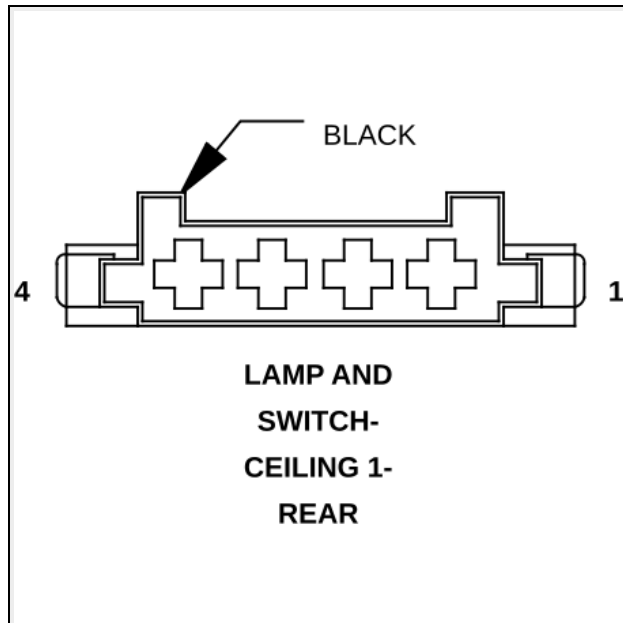


**INTERFACE-UNIVERSAL CELLPHONE - BLACK 32 WAY**

CAV	CIRCUIT	FUNCTION
1	-	-
2	-	-
3	2143 18BR	GROUND
4	2947 18BR	GROUND
5	-	-
6	2138 22	-
7	-	-
8	-	-
9	-	-
10	-	-
11	336 20BeilauF	-
11	339 20BeilauF	-
12	2950 20GY	-
12	2954 20GY	-
13	-	-
14	2134 22BK	-
15	2135 22DG	-
16	2130 22DG/WT	-
17	2131 20RD/YL	-
18	2126 20BR/YL	-
19	-	-
20	2141 18RD/DB	-
21	2948 18RD/DB	-
22	2127 22RD/WT	-
23	2132 22RD	-
24	U3510 20DB/BK	-
25	2133 22DB	-
26	2128 22DB/WT	-
27	2129 22BK/WT	-
28	-	-
29	2951 20VT	-
29	2953 20VT	-
30	-	-
31	-	-
32	-	-

---

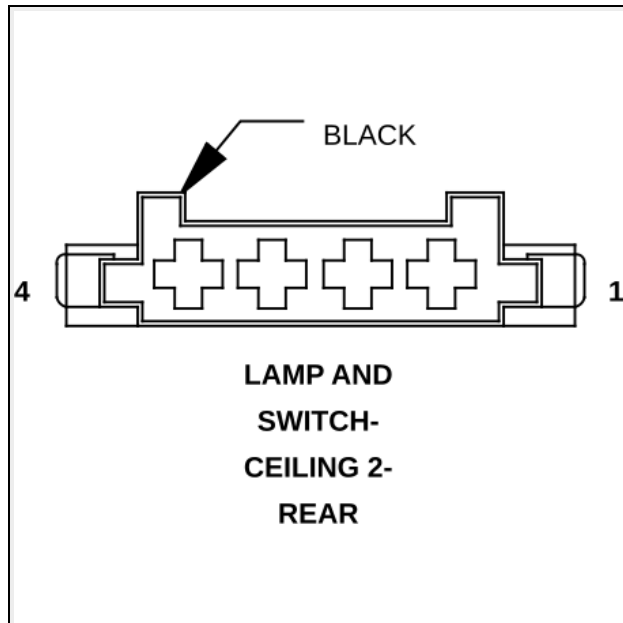




**LAMP AND SWITCH-CEILING 1-REAR - BLACK 4 WAY**

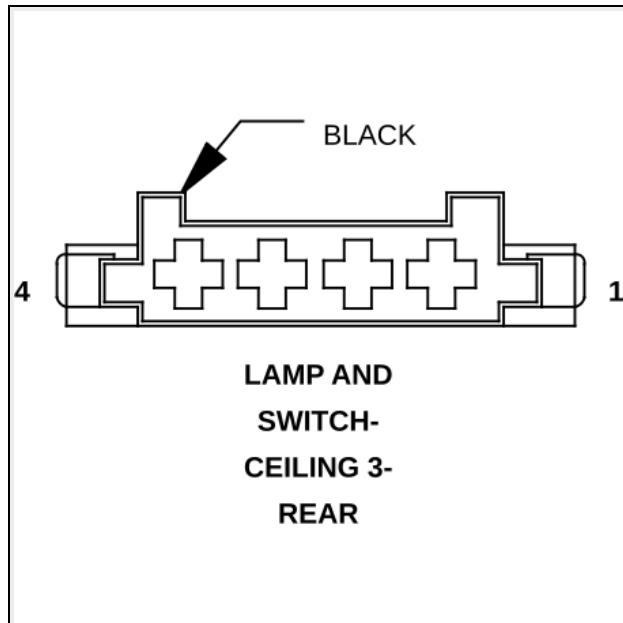
CAV	CIRCUIT	FUNCTION
1	U1036 18BR/DB	GROUND
2	-	-
3	U41 18RD	FUSED B(+)
4	U6110 18GY/BR	DOOR AJAR SWITCH SENSE

---



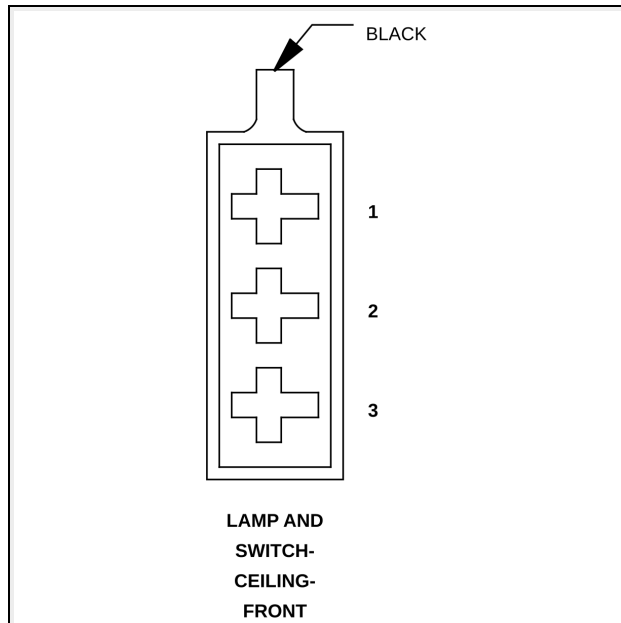
**LAMP AND SWITCH-CEILING 2-REAR - BLACK 4 WAY**

CAV	CIRCUIT	FUNCTION
1	U1036 18BR/DB	GROUND
2	-	-
3	U41 18RD	FUSED B(+)
4	U6110 18GY/BR	DOOR AJAR SWITCH SENSE



**LAMP AND SWITCH-CEILING 3-REAR - BLACK 4 WAY**

CAV	CIRCUIT	FUNCTION
1	U1036 18BR/DB	GROUND
2	-	-
3	U41 18RD	FUSED B(+)
4	U6110 18GY/BR	DOOR AJAR SWITCH SENSE



**LAMP AND SWITCH-CEILING-FRONT - BLACK 3 WAY**

CAV	CIRCUIT	FUNCTION
1	583 18BR	GROUND
2	3337 18RD	-
2	U41 18RD	-
2	U41 18RD	-
3	581 18BR/DG	-

**LAMP-CEILING 2-REAR C1 - BLACK 1 WAY**

CAV	CIRCUIT	FUNCTION
1	U1036 18BR/DB	GROUND

**LAMP-CEILING 2-REAR C2 - BLACK 1 WAY**

CAV	CIRCUIT	FUNCTION
1	U41 18RD	FUSED B(+)

**LAMP-CEILING 3-REAR C1 - BLACK 1 WAY**

CAV	CIRCUIT	FUNCTION
1	U1036 18BR/DB	GROUND

---

**LAMP-CEILING 3-REAR C2 - BLACK 1 WAY**

CAV	CIRCUIT	FUNCTION
1	U41 18RD	FUSED B(+)

---

**LAMP-CEILING 4-REAR C1 - BLACK 1 WAY**

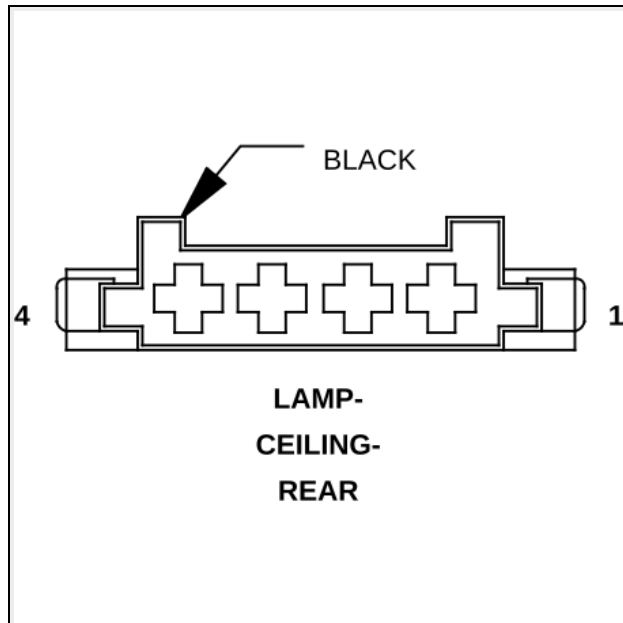
CAV	CIRCUIT	FUNCTION
1	U41 18RD	FUSED B(+)

---

**LAMP-CEILING 4-REAR C2 - BLACK 1 WAY**

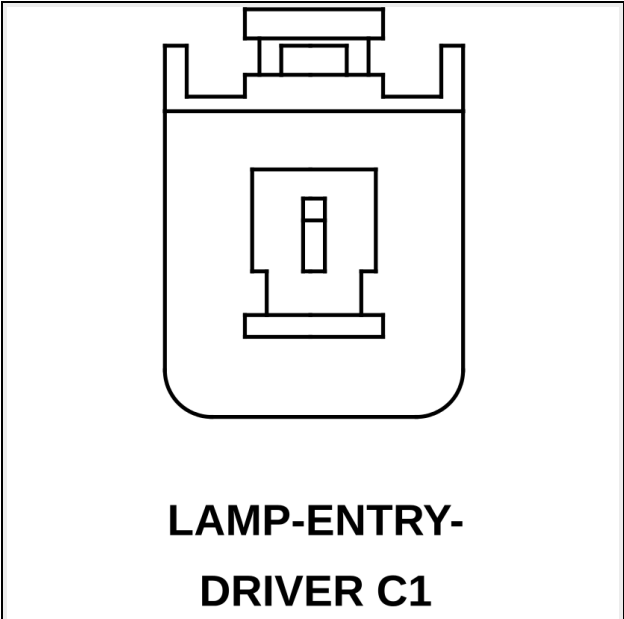
CAV	CIRCUIT	FUNCTION
1	U1036 18BR/DB	GROUND

---



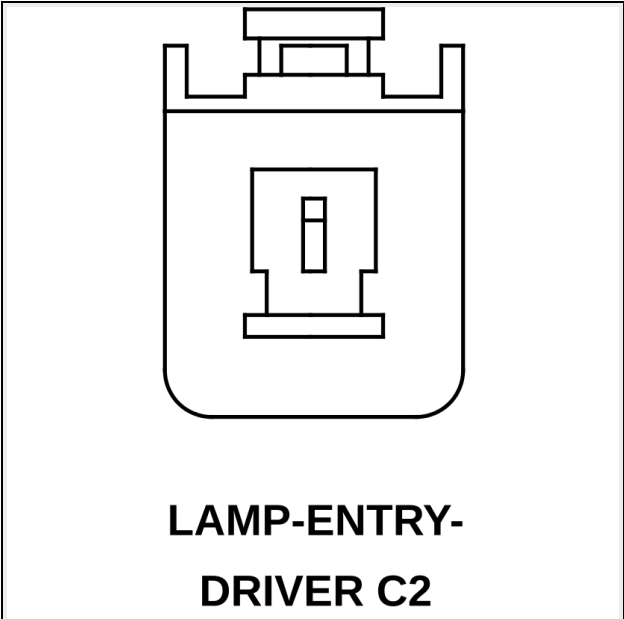
**LAMP-CEILING-REAR - BLACK 4 WAY**

CAV	CIRCUIT	FUNCTION
1	3765 18VT/DB	INTERIOR LAMPS DRIVER
1	3428 18VT/DB	-
2	3333 18RD	-
2	U41 18RD	GROUND
2	U41 18RD	-
3	3435 18BR/DB	-
3	U1036 18BR/DB	-
4	3429 18VT/DG	-
4	3766 18VT/DG	-



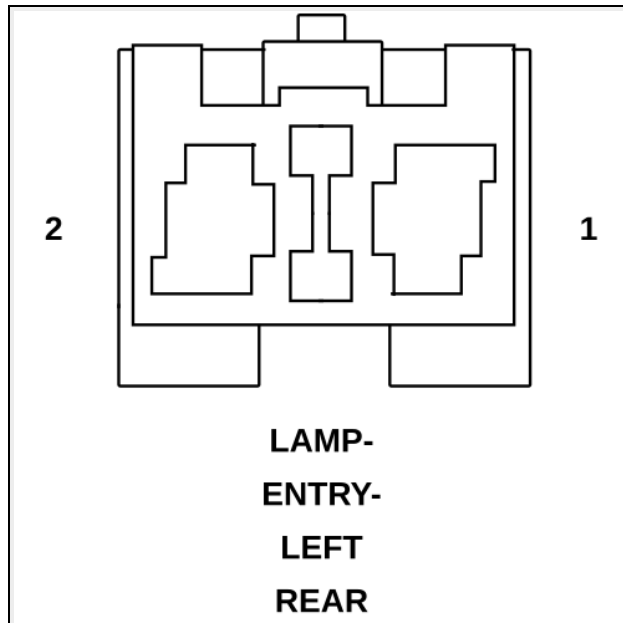
LAMP-ENTRY-DRIVER C1 - 1 WAY

CAV	CIRCUIT	FUNCTION
1	380 20BK/OR	-



LAMP-ENTRY-DRIVER C2 - 1 WAY

CAV	CIRCUIT	FUNCTION
1	381 20BR/YL	-

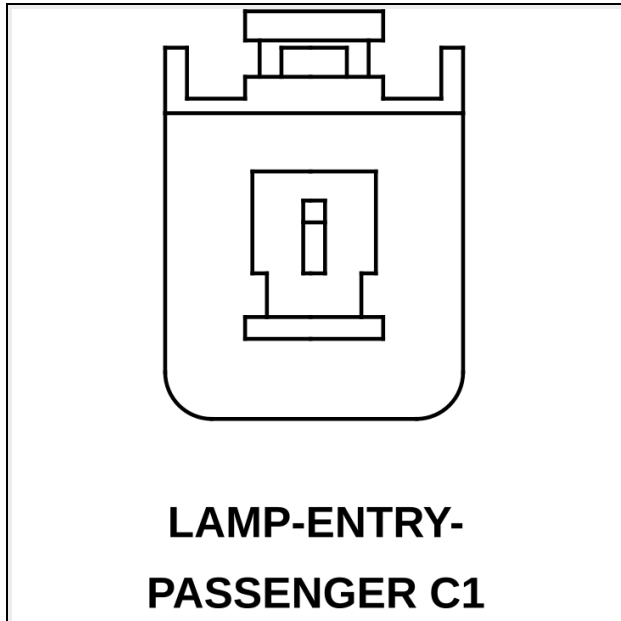


**LAMP-ENTRY-LEFT REAR - 2 WAY**

CAV	CIRCUIT	FUNCTION
1	U1037 20BR/DB	-
1	4507 20BR/DB	-
1	2512 20BR/DB	-
2	U416 20RD	-
2	4508 20RD	-
2	3888 20RD	-

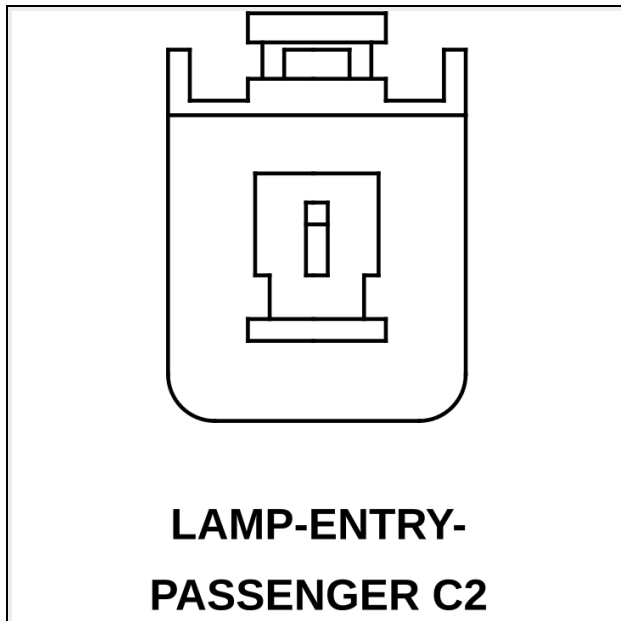
---





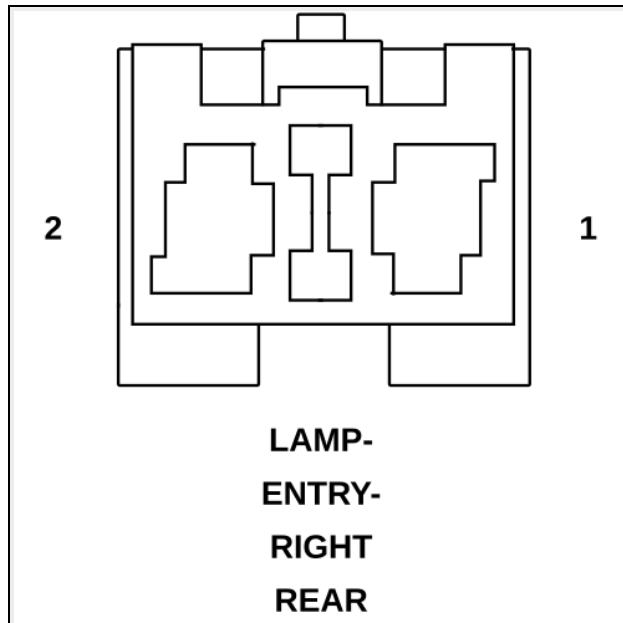
**LAMP-ENTRY-PASSENGER C1 - 1 WAY**

CAV	CIRCUIT	FUNCTION
1	382 20BK/RD	-



**LAMP-ENTRY-PASSENGER C2 - 1 WAY**

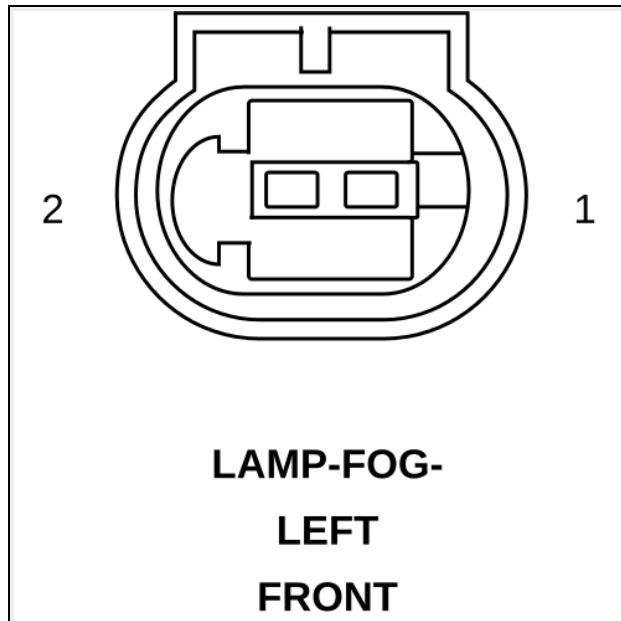
CAV	CIRCUIT	FUNCTION
1	383 20BR	-



**LAMP-ENTRY-RIGHT REAR - 2 WAY**

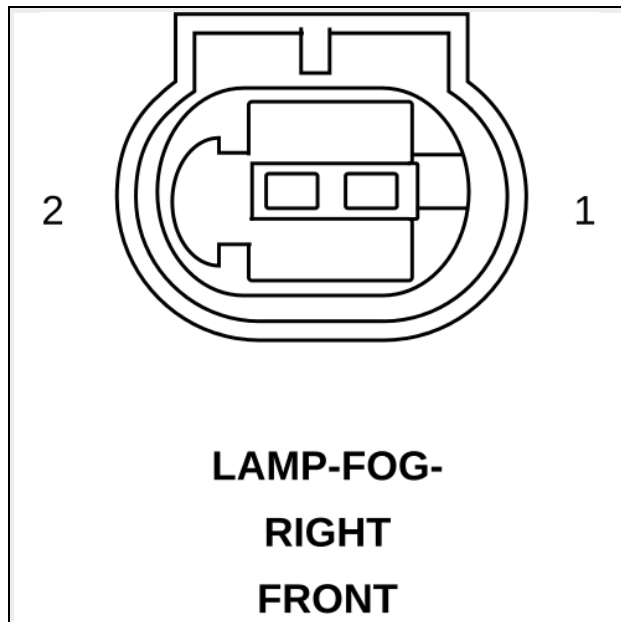
CAV	CIRCUIT	FUNCTION
1	U1037 20BR/DB	-
1	4461 20BR/DB	-
1	2511 20BR/DB	-
2	U416 20RD	-
2	4464 20RD	-
2	3887 20RD	-

---



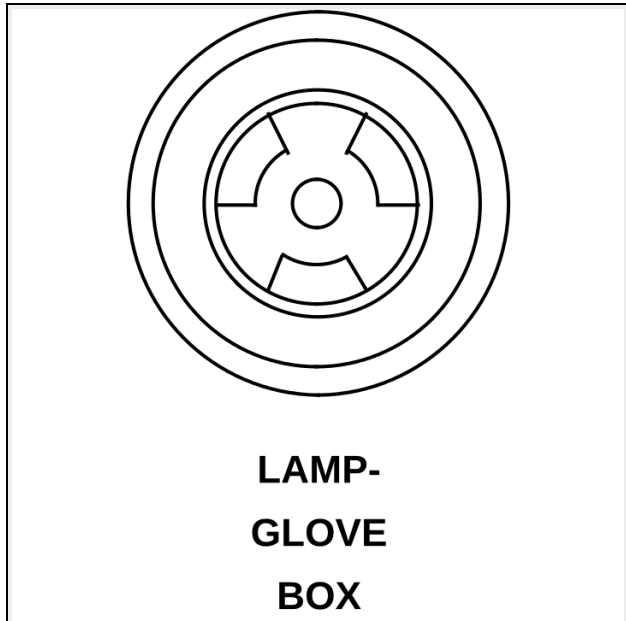
**LAMP-FOG-LEFT FRONT - 2 WAY**

CAV	CIRCUIT	FUNCTION
1	68 16GY/VT	GROUND
2	1879 16BR	LEFT FOG LAMP DRIVER



**LAMP-FOG-RIGHT FRONT - 2 WAY**

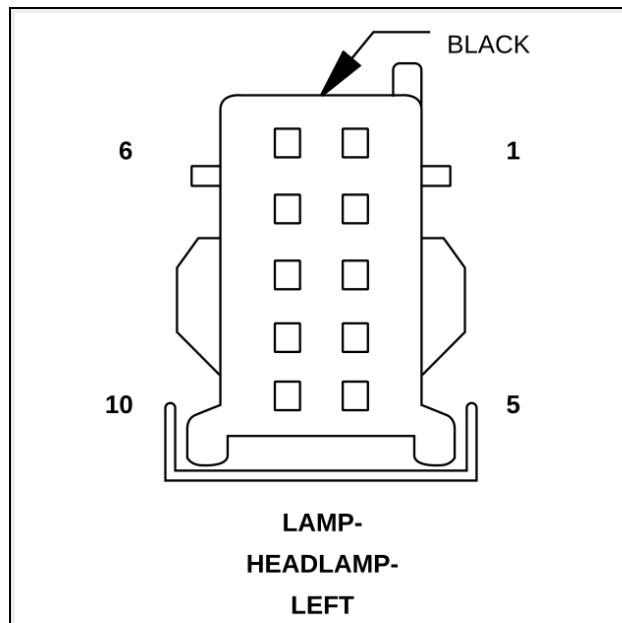
CAV	CIRCUIT	FUNCTION
1	69 16GY/YL	RIGHT FOG LAMP DRIVER
2	1880 16BR	GROUND



**LAMP-GLOVE BOX - 2 WAY**

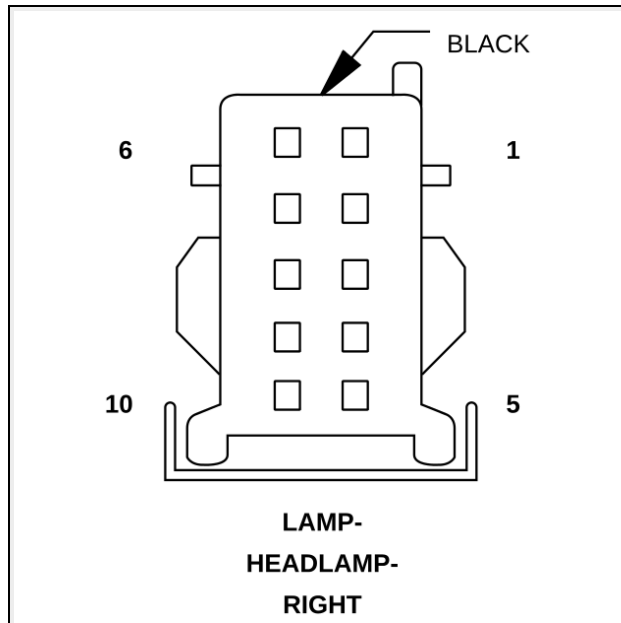
CAV	CIRCUIT	FUNCTION
1	570 14BR	GROUND
2	U354 14BK/YL	-

---



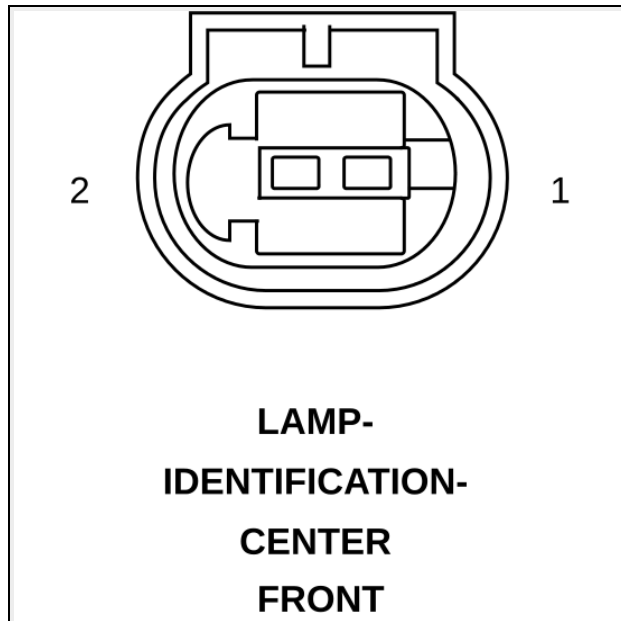
**LAMP-HEADLAMP-LEFT - BLACK 10 WAY**

CAV	CIRCUIT	FUNCTION
1	U356 20BK/OR	LAMP DRIVER
2	2430 16GY/VT	FOG LAMP RELAY OUTPUT
2	U337 20WT/DG	-
3	U6103 20BR/OR	GROUND
4	81 16BR	GROUND
4	3590 14BR	GROUND
5	U3612 20OR	HEADLAMP ADJUST SWITCH OUTPUT
6	71 20BK/WT	LEFT TURN SIGNAL
6	3595 20BK/WT	-
7	64 16YL/BK	DAYTIME RUNNING LAMPS RELAY-LEFT SIDE OUTPUT
7	3594 14YL/BK	-
8	80 12BR	GROUND
8	3596 12BR	GROUND
9	66 16WT/BK	FUSED HIGH BEAM SWITCH OUTPUT
9	3592 14WT/BK	-
10	72 20GY/BK	LEFT LAMP RELAY OUTPUT
10	3593 20GY/BK	-



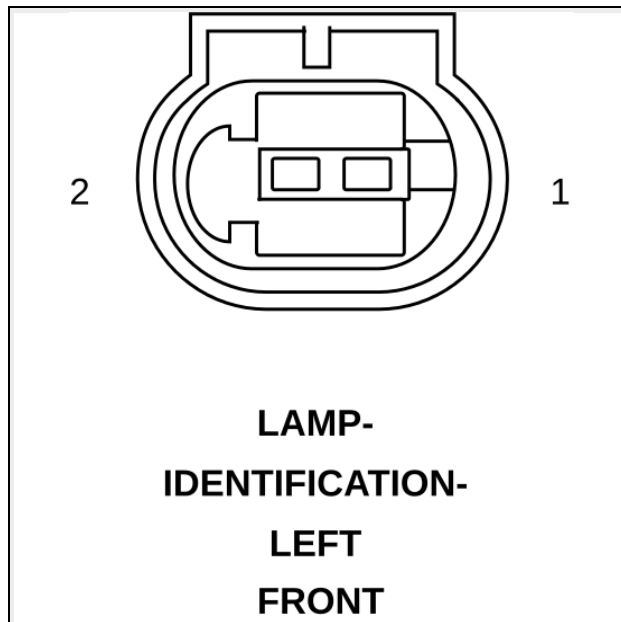
**LAMP-HEADLAMP-RIGHT - BLACK 12 WAY**

CAV	CIRCUIT	FUNCTION
1	U356 20BK/OR	-
2	2429 16GY/YL	-
2	U337 20WT/DG	-
3	U6103 20BR/OR	GROUND
4	79 16BR	GROUND
4	3600 14BR	GROUND
5	U3612 20OR	-
6	70 20BK/DG	-
6	3605 20BK/DG	-
7	65 16YL/RD	-
7	65 16YL/RD	-
7	65 16YL/RD	-
7	3604 14YL/RD	-
8	78 12BR	GROUND
8	3606 12BR	GROUND
9	67 16WT/RD	-
9	3602 14WT/RD	-
10	73 20GY/RD	-
10	3603 20GY/RD	-



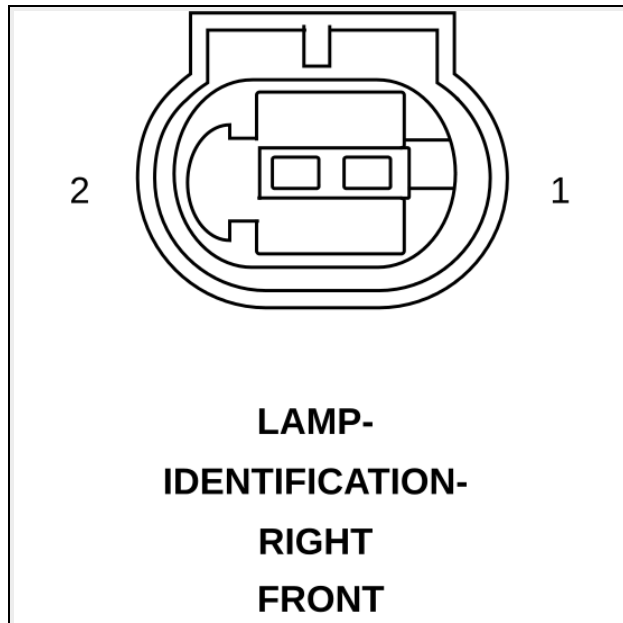
**LAMP-IDENTIFICATION-CENTER FRONT - 2 WAY**

CAV	CIRCUIT	FUNCTION
1	U131 18YL/RD	-
2	4178 18BR	GROUND



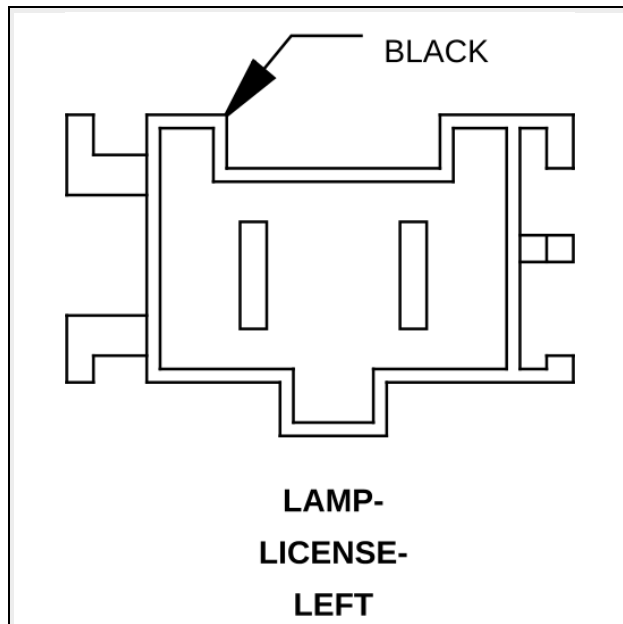
**LAMP-IDENTIFICATION-LEFT FRONT - 2 WAY**

CAV	CIRCUIT	FUNCTION
1	U131 18YL/RD	-
2	4177 18BR	GROUND



**LAMP-IDENTIFICATION-RIGHT FRONT - 2 WAY**

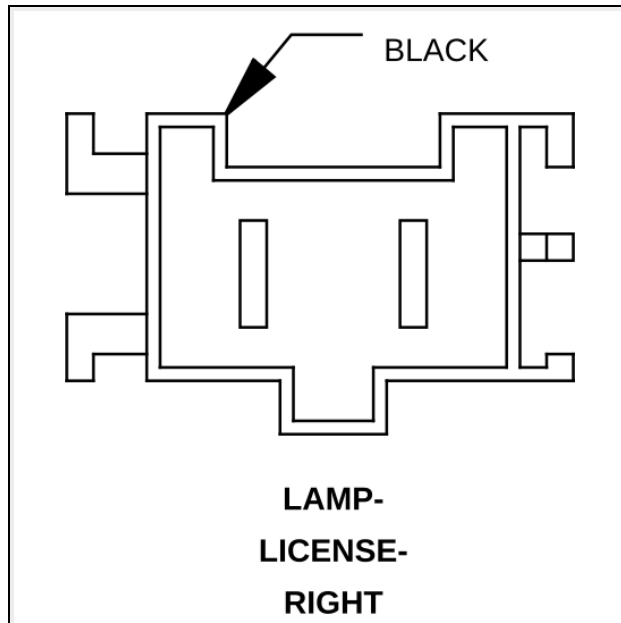
CAV	CIRCUIT	FUNCTION
1	U131 18YL/RD	-
2	4176 18BR	GROUND



**LAMP-LICENSE-LEFT - BLACK 2 WAY**

CAV	CIRCUIT	FUNCTION
1	473 18GY/DG	LICENSE LAMPS CONTROL
2	474 18BR	GROUND





**LAMP-LICENSE-RIGHT - BLACK 2 WAY**

CAV	CIRCUIT	FUNCTION
1	469 18GY/DG	LICENSE LAMPS CONTROL
2	470 18BR	GROUND

**LAMP-LOAD AREA 1-LEFT C1 - BLACK 1 WAY**

CAV	CIRCUIT	FUNCTION
1	U1036 18BR/DB	GROUND
1	U1036 18BR/DB	GROUND

**LAMP-LOAD AREA 1-LEFT C2 - BLACK 1 WAY**

CAV	CIRCUIT	FUNCTION
1	U41 18RD	FUSED B(+)
1	U41 18RD	FUSED B(+)

**LAMP-LOAD AREA 1-RIGHT C1 - 1 WAY**

CAV	CIRCUIT	FUNCTION
1	U1036 18BR/DB	INTERIOR LAMPS DRIVER

**LAMP-LOAD AREA 1-RIGHT C2 - 1 WAY**

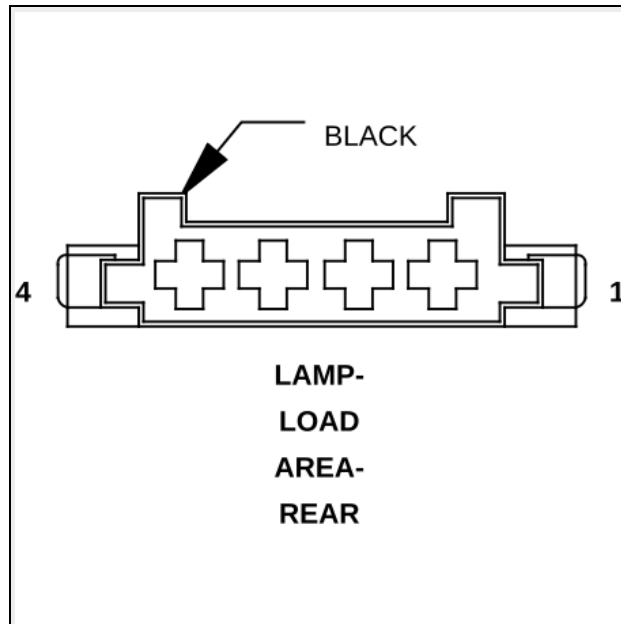
CAV	CIRCUIT	FUNCTION
1	U41 18RD	INTERIOR LAMPS DRIVER

**LAMP-LOAD AREA 2-RIGHT C1 - 1 WAY**

CAV	CIRCUIT	FUNCTION
1	U1036 18BR/DB	INTERIOR LAMPS DRIVER
1	U1036 18BR/DB	GROUND

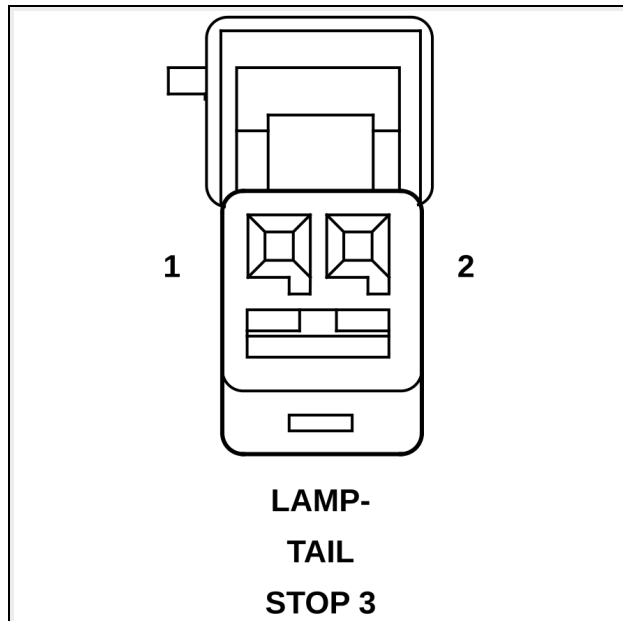
**LAMP-LOAD AREA 2-RIGHT C2 - 1 WAY**

CAV	CIRCUIT	FUNCTION
1	U41 18RD	INTERIOR LAMPS DRIVER
1	U41 18RD	GROUND



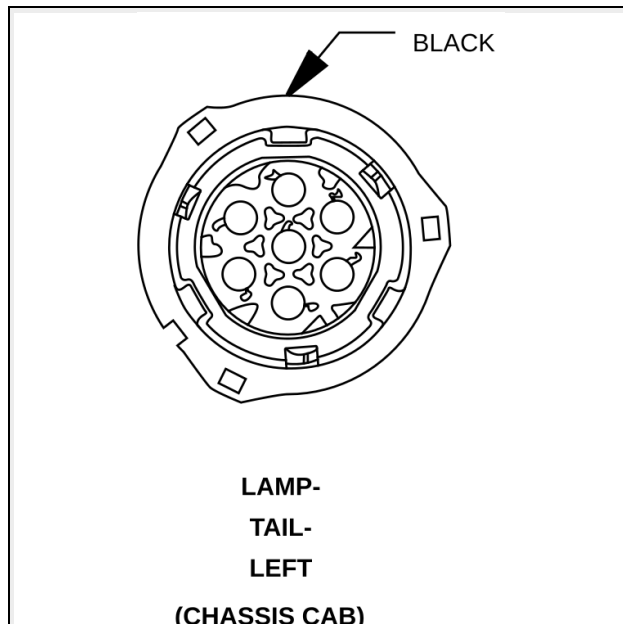
**LAMP-LOAD AREA-REAR - BLACK 4 WAY**

CAV	CIRCUIT	FUNCTION
1	U1036 18BR/DB	GROUND
1	3436 18VT/DB	-
2	U41 18RD	FUSED B(+)
3	U1036 18BR/DB	DOOR AJAR SWITCH SENSE
3	U41 18RD	-
4	3437 18VT/DG	-
4	U6110 18GY/BR	-



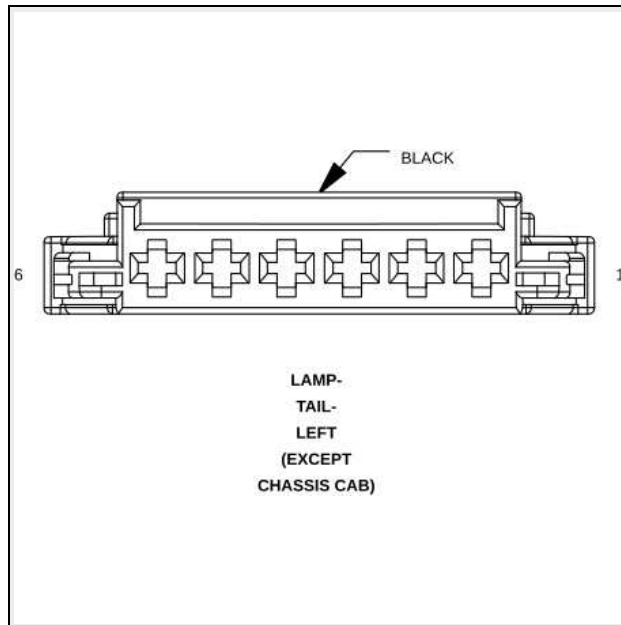
**LAMP-TAIL STOP 3 - 2 WAY**

CAV	CIRCUIT	FUNCTION
1	455 20BR	GROUND
2	456 20BK/YL	-



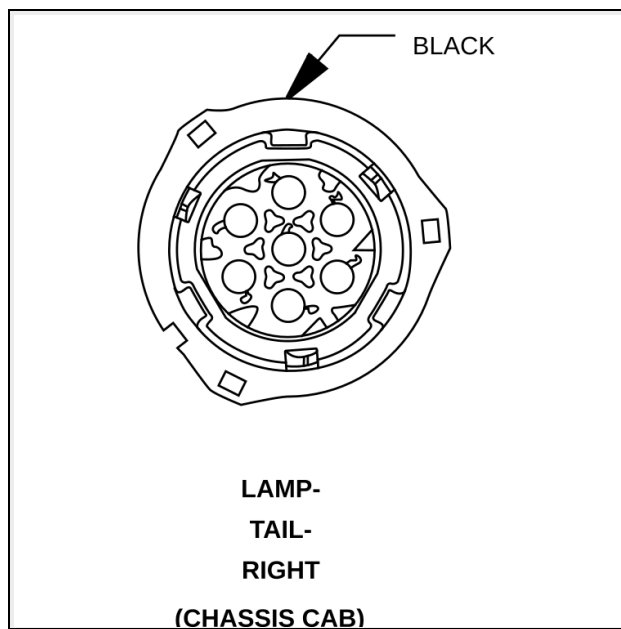
**LAMP-TAIL-LEFT - BLACK 7 WAY**

CAV	CIRCUIT	FUNCTION
1	213 16BR	GROUND
2	-	-
3	U382 20WT/DB	BACKUP LAMPS CONTROL
4	U3013 20BK/WT	LEFT REAR TURN SIGNAL CONTROL
5	2336 20BK/RD	LEFT STOP LAMP CONTROL
6	2332 20GY/DG	REAR FOG LAMPS CONTROL
7	2334 20GY/BK	LEFT REAR PARK LAMP CONTROL



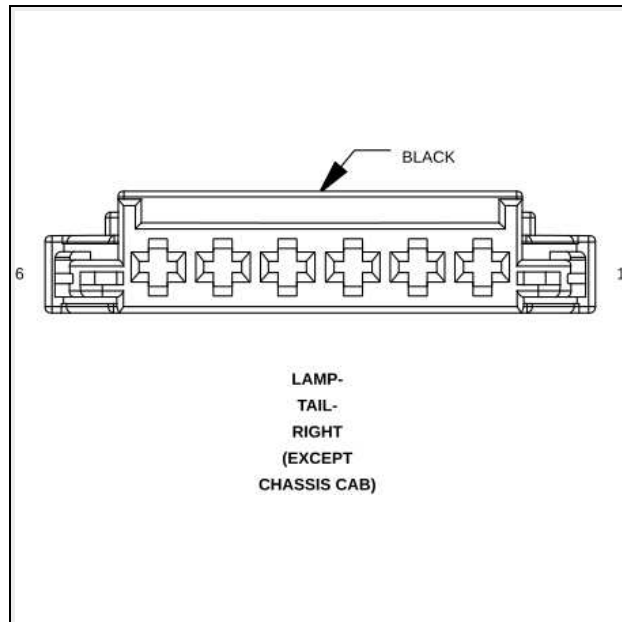
**LAMP-TAIL-LEFT - BLACK 6 WAY**

CAV	CIRCUIT	FUNCTION
1	U38 20WT/DB	BACKUP LAMPS CONTROL
2	84 20GY/DG	REAR FOG LAMPS CONTROL
3	28 16BR	GROUND
4	88 20BK/RD	LEFT STOP LAMP CONTROL
5	U3011 20BK/WT	LEFT REAR TURN SIGNAL CONTROL
6	86 20GY/BK	LEFT REAR PARK LAMP CONTROL



**LAMP-TAIL-RIGHT - BLACK 7 WAY**

CAV	CIRCUIT	FUNCTION
1	214 16BR	GROUND
2	-	-
3	U382 20WT/DB	BACKUP LAMPS CONTROL
4	U3014 20BK/DG	RIGHT REAR TURN SIGNAL CONTROL
5	2337 20RD/BK	RIGHT STOP LAMP CONTROL
6	2333 20GY/BR	REAR FOG LAMPS CONTROL
7	2335 20GY/RD	RIGHT REAR PARK LAMP CONTROL



**LAMP-TAIL-RIGHT - BLACK 6 WAY**

CAV	CIRCUIT	FUNCTION
1	U38 20WT/DB	BACKUP LAMPS CONTROL
2	85 20GY/BR	REAR FOG LAMPS CONTROL
3	27 16BR	GROUND
4	25 20RD/BK	RIGHT STOP LAMP CONTROL
5	U3012 20BK/DG	RIGHT REAR TURN SIGNAL CONTROL
6	26 20GY/RD	RIGHT REAR PARK LAMP CONTROL

**LAMP-WORKING 1 C1 - 1 WAY**

CAV	CIRCUIT	FUNCTION
1	U1036 18BR/DB	GROUND

**LAMP-WORKING 1 C2 - 1 WAY**

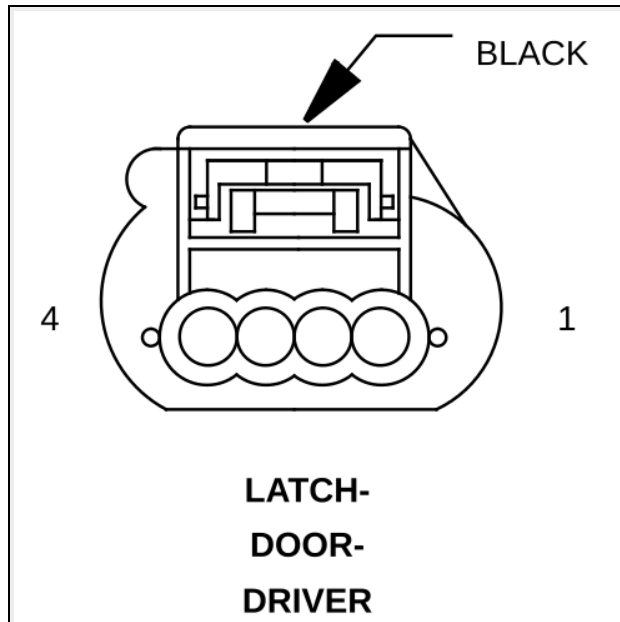
CAV	CIRCUIT	FUNCTION
1	U41 18RD	FUSED B(+)

**LAMP-WORKING 2 C1 - 1 WAY**

CAV	CIRCUIT	FUNCTION
1	U1036 18BR/DB	GROUND

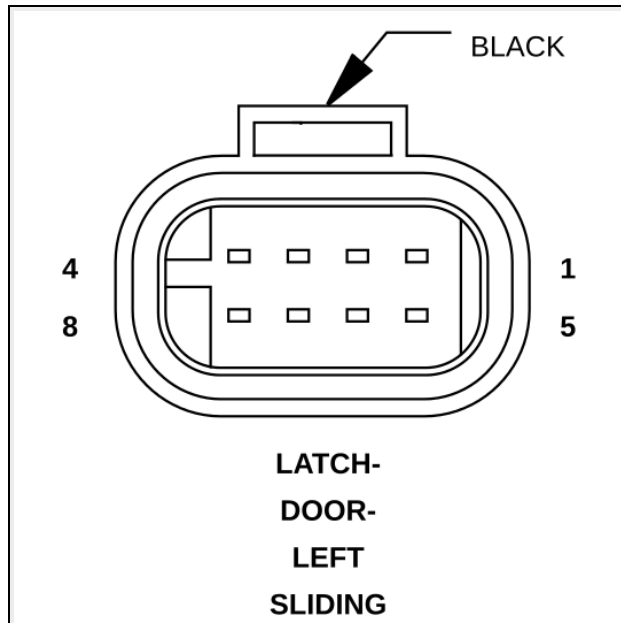
**LAMP-WORKING 2 C2 - 1 WAY**

CAV	CIRCUIT	FUNCTION
1	U41 18RD	FUSED B(+)



**LATCH-DOOR-DRIVER - BLACK 4 WAY**

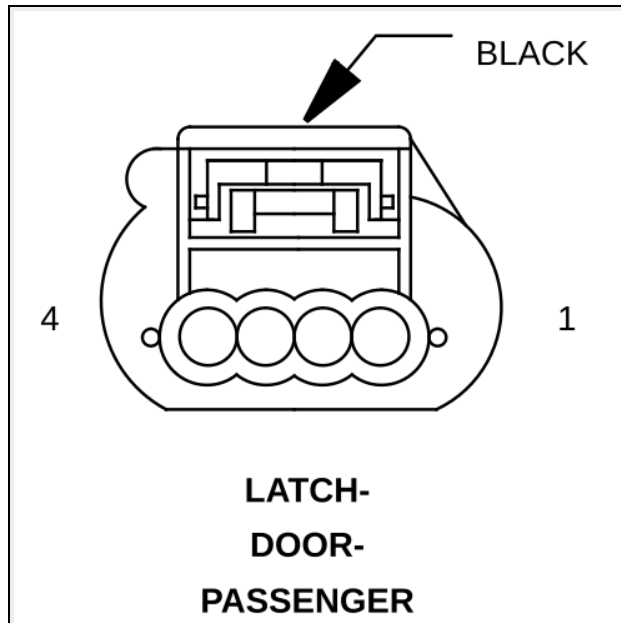
CAV	CIRCUIT	FUNCTION
1	18 18DB/BK	DRIVER DOOR UNLOCK DRIVER
2	U8215 18DB/RD	DRIVER DOOR LOCK DRIVER
3	U8215 18DB/RD	DRIVER DOOR LOCK DRIVER
4	17 20DB/DG	DRIVER DOOR AJAR SWITCH SENSE



**LATCH-DOOR-LEFT SLIDING - BLACK 8 WAY**

CAV	CIRCUIT	FUNCTION
1	-	-
2	598 20YL/BK	LEFT SLIDING DOOR LOCK POSITION SENSE
3	-	-
4	-	-
5	599 18DB/BK	REAR/SIDE DOORS UNLOCK DRIVER
6	U8213 18DB/BR	REAR/SIDE DOORS LOCK DRIVER
7	U8213 18DB/BR	REAR/SIDE DOORS LOCK DRIVER
8	597 20YL/WT	LEFT SLIDING DOOR AJAR SWITCH SENSE

---

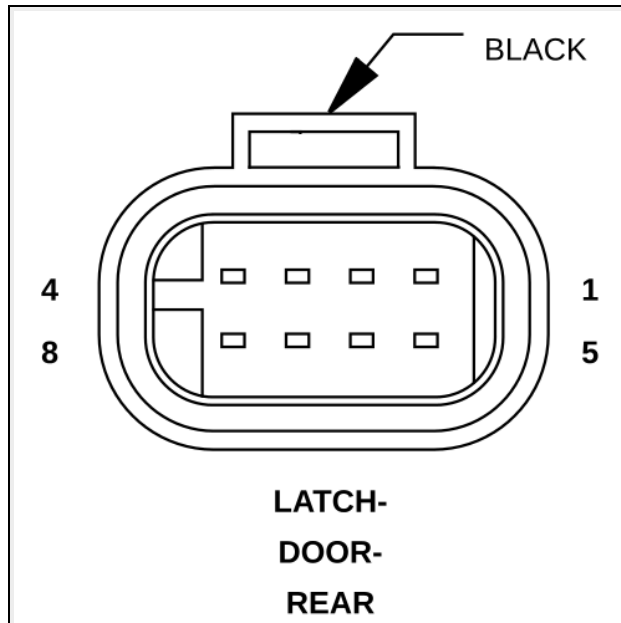


**LATCH-DOOR-PASSENGER - BLACK 4 WAY**

CAV	CIRCUIT	FUNCTION
1	365 18DB/BK	PASSENGER DOOR UNLOCK DRIVER
2	U8216 18DB/RD	PASSENGER DOOR LOCK DRIVER
3	U8216 18DB/RD	PASSENGER DOOR LOCK DRIVER
4	367 20DB/DG	PASSENGER DOOR AJAR SWITCH SENSE

---

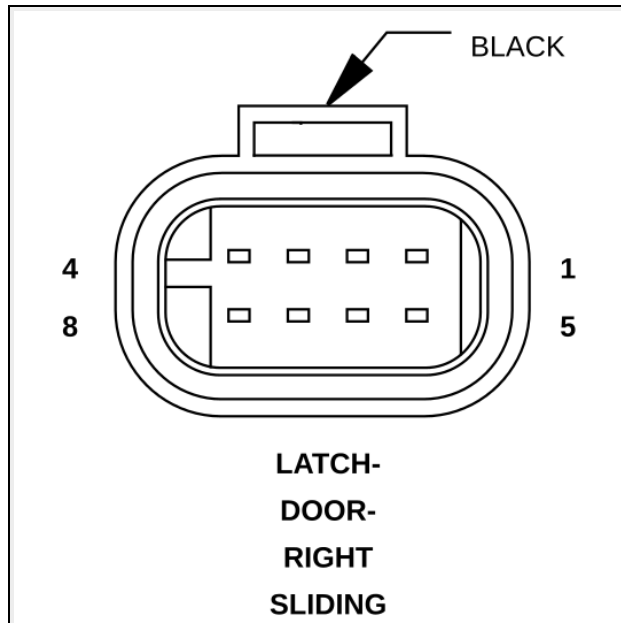




**LATCH-DOOR-REAR - BLACK 8 WAY**

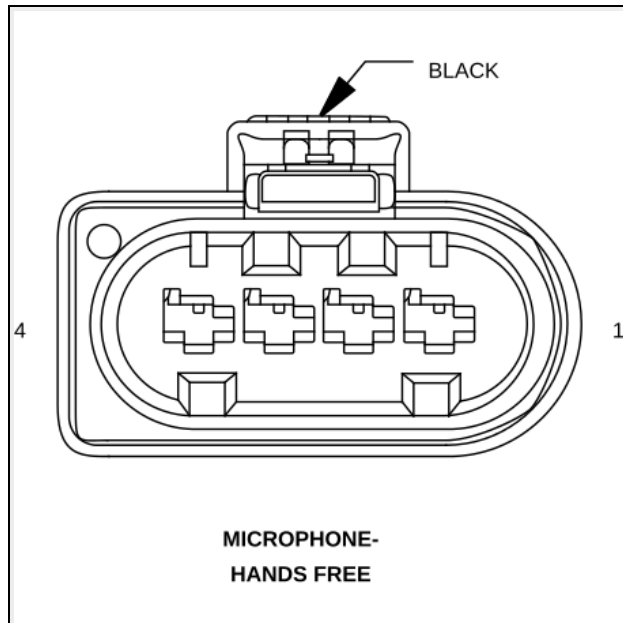
CAV	CIRCUIT	FUNCTION
1	-	-
2	445 18DB/WT	REAR DOOR LOCK POSITION SENSE
3	-	-
4	-	-
5	444 18DB/BK	REAR/SIDE DOORS UNLOCK DRIVER
6	U8217 18DB/BR	REAR/SIDE DOORS LOCK DRIVER
7	U8217 18DB/BR	REAR/SIDE DOORS LOCK DRIVER
8	1810 18DB/DG	REAR DOOR AJAR SWITCH SENSE

---



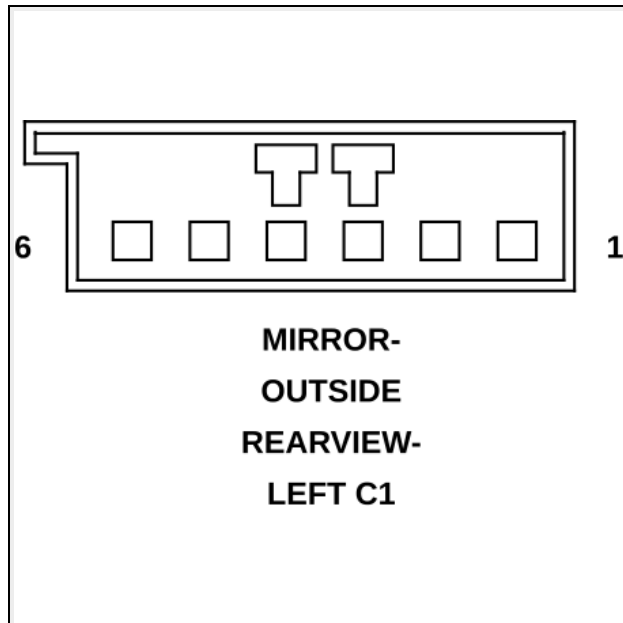
**LATCH-DOOR-RIGHT SLIDING - BLACK 8 WAY**

CAV	CIRCUIT	FUNCTION
1	-	-
2	2545 20PK/BK	RIGHT SLIDING DOOR LOCK POSITION SENSE
3	-	-
4	-	-
5	2543 18DG/BK	REAR/SIDE DOORS UNLOCK DRIVER
6	U8214 18DG/BR	REAR/SIDE DOORS LOCK DRIVER
7	U8214 18DG/BR	REAR/SIDE DOORS LOCK DRIVER
8	2547 20PK/WT	RIGHT SLIDING DOOR AJAR SWITCH SENSE



**MICROPHONE-HANDS FREE - BLACK 4 WAY**

CAV	CIRCUIT	FUNCTION
1	2951 20VT	-
2	2950 20GY	-
3	-	-
4	-	-

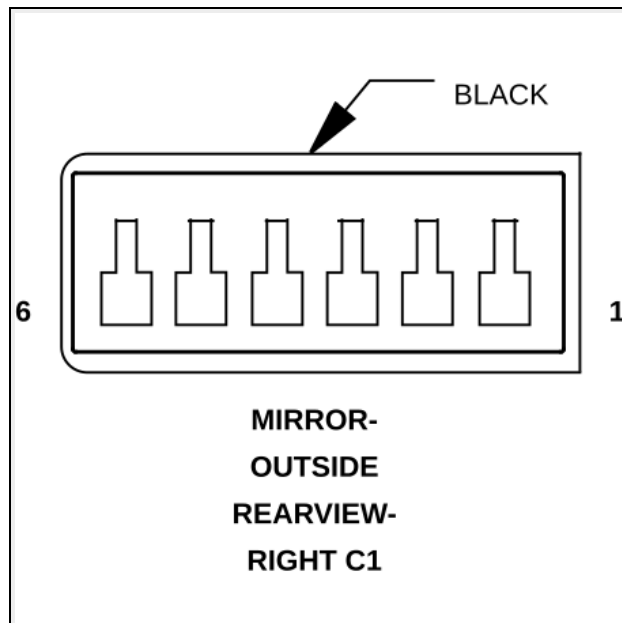


**MIRROR-OUTSIDE REARVIEW-LEFT C1 - 6 WAY**

CAV	CIRCUIT	FUNCTION
1	54 20DB	LEFT MIRROR COMMON DRIVER
2	1958 20DB/YL	LEFT MIRROR VERTICAL DRIVER
3	1959 20DB/DG	LEFT MIRROR HORIZONTAL DRIVER
4	988 18BK/DG	DIRECTION INDICATOR-EXTERIOR MIRROR
5	989 18BR/DG	LEFT MIRROR RETURN
6	990 18DG	LEFT MIRROR HEATER DRIVER

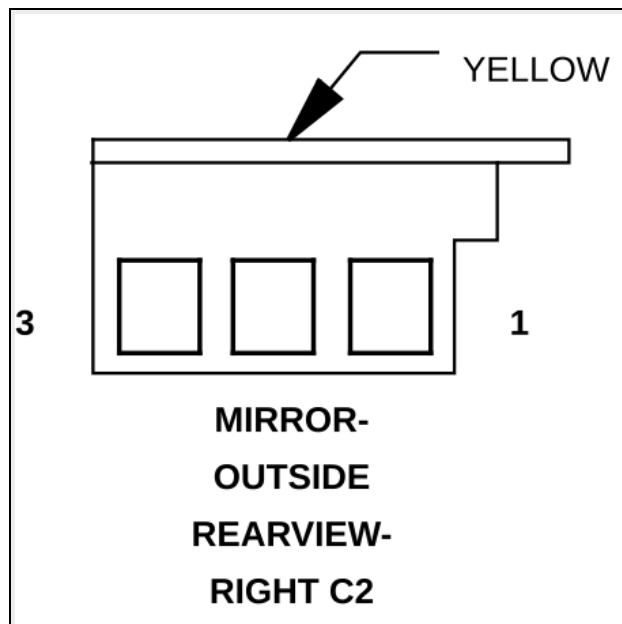
**MIRROR-OUTSIDE REARVIEW-LEFT C2 - WHITE 3 WAY**

CAV	CIRCUIT	FUNCTION
1	2477 20DB/DG	REAR PARK ASSIST DISPLAY SUPPLY
2	2479 20BR/DG	REAR PARK ASSIST DISPLAY GROUND
3	2481 20BK/DG	REAR PARK ASSIST DISPLAY SIGNAL



**MIRROR-OUTSIDE REARVIEW-RIGHT C1 - BLACK 6 WAY**

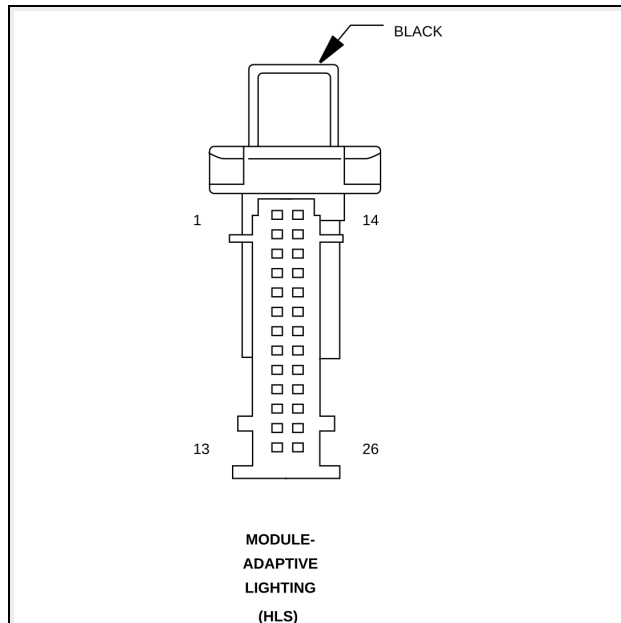
CAV	CIRCUIT	FUNCTION
1	1973 18GY/DB	RIGHT MIRROR COMMON DRIVER
2	1974 18GY/YL	RIGHT MIRROR VERTICAL DRIVER
3	1975 18GY/DG	RIGHT MIRROR HORIZONTAL DRIVER
4	1971 18BK/DG	DIRECTION INDICATOR-EXTERIOR MIRROR
5	1970 18BR	RIGHT MIRROR RETURN
6	1972 18DG/DB	RIGHT MIRROR HEATER DRIVER



**MIRROR-OUTSIDE REARVIEW-RIGHT C2 - YELLOW 3 WAY**

CAV	CIRCUIT	FUNCTION
1	2478 20DB/DG	REAR PARK ASSIST DISPLAY SUPPLY
2	2480 20BR/DG	REAR PARK ASSIST DISPLAY GROUND
3	2482 20BK/DG	REAR PARK ASSIST DISPLAY SIGNAL



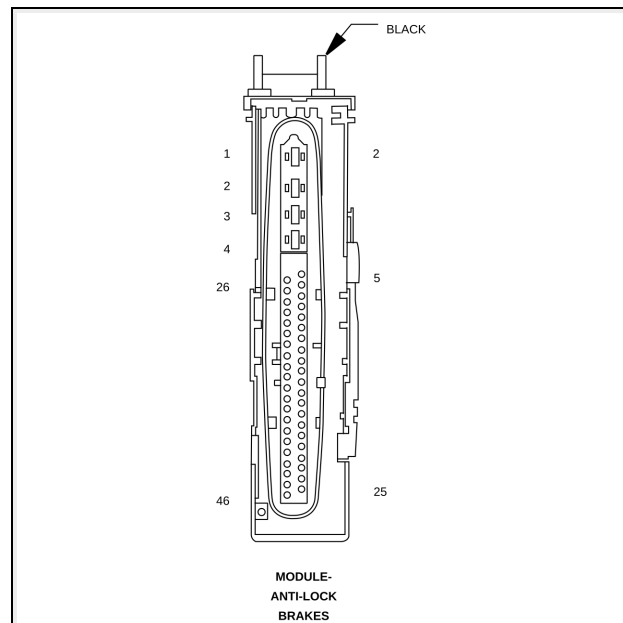


**MODULE-ADAPTIVE LIGHTING - BLACK 26 WAY**

CAV	CIRCUIT	FUNCTION
1	-	-
2	2469 20DG/WT	CAN C BUS (+)
3	2470 20DG	CAN C BUS (-)
4	-	-
5	U3612 20OR	-
6	2472 20YL/DG	-
7	2475 20WT/DG	-
8	-	-
9	-	-
10	2476 20WT/RD	-
11	2474 20WT/BR	-
12	2471 20YL/BR	-
13	-	-
14	-	-
15	-	-
16	-	-
17	-	-
18	-	-
19	-	-
20	-	-
21	-	-
22	-	-
23	U356 20BK/OR	-
24	U6103 20BR/OR	-
25	2473 20YL/RD	-
26	-	-

**MODULE-ADDITIONAL TURN SIGNAL CONTROL - 20 WAY**

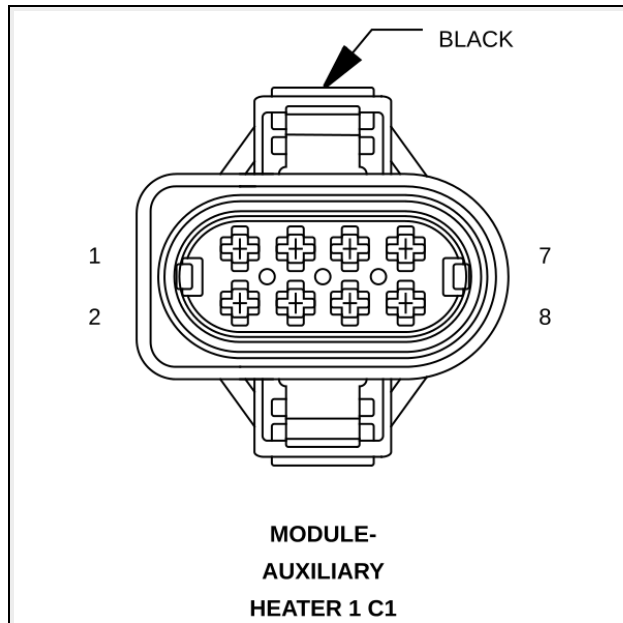
CAV	CIRCUIT	FUNCTION
1	-	-
2	U3013 20BK/WT	LEFT REAR TURN SIGNAL CONTROL
2	4526 20BK/WT	LEFT REAR TURN SIGNAL CONTROL
3	-	-
4	-	-
5	123 20DG/GY	STATUS-ADDITIONAL TURN SIGNAL CONTROL
6	-	-
7	-	-
8	3501 16DG/WT	ADDITIONAL LEFT TURN SIGNAL CONTROL
9	-	-
10	-	-
11	U3014 20BK/DG	RIGHT REAR TURN SIGNAL CONTROL
11	4527 20BK/DG	RIGHT REAR TURN SIGNAL CONTROL
12	-	-
13	-	-
14	3503 16DG/RD	ADDITIONAL RIGHT TURN SIGNAL CONTROL
15	-	-
16	-	-
17	125 14BR	GROUND
18	-	-
19	-	-
20	1951 14RD/DB	FUSED B(+)



**MODULE-ANTI-LOCK BRAKES - BLACK 40 WAY**

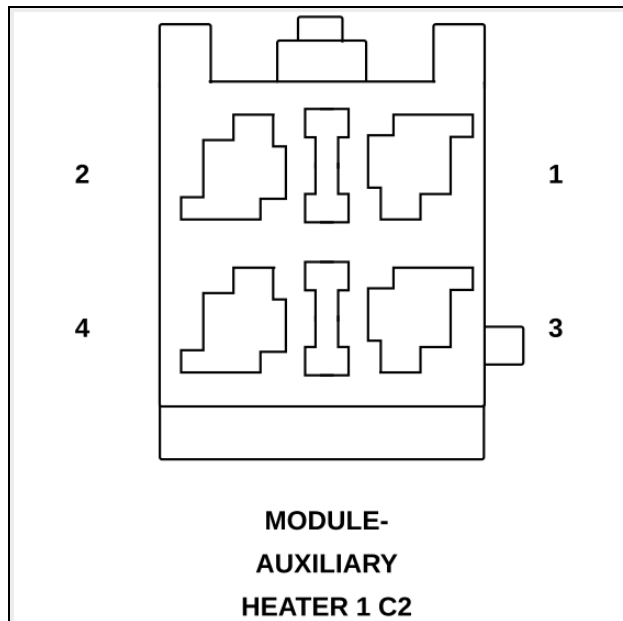


CAV	CIRCUIT	FUNCTION
1	2558 10BR	GROUND
2	3561 10RD/WT	FUSED B(+) PUMP
3	3576 12RD/BR	FUSED B(+) VALVE
4	2559 12BR/WT	GROUND
5	-	-
6	-	-
7	-	-
8	-	-
9	-	-
10	-	-
11	-	-
12	-	-
13	27 20BK/YL	LEFT FRONT WHEEL SPEED SENSOR (-)
14	28 20BK	LEFT FRONT WHEEL SPEED SENSOR (+)
15	24 20GY	LEFT REAR WHEEL SPEED SENSOR (+)
16	23 20GY/YL	LEFT REAR WHEEL SPEED SENSOR (-)
18	20 20DB/YL	RIGHT REAR WHEEL SPEED SENSOR (-)
19	-	-
20	U94 18BK/VT	BRAKE LAMP SWITCH-NORMALLY OPEN CONTACT
21	-	-
22	-	-
23	-	-
24	-	-
25	-	-
26	-	-
27	-	-
28	U371 20BK/RD	FUSED IGNITION SWITCH OUTPUT (RUN)
29	3564 20DG/WT	CAN C BUS (-)
30	3565 20DG	CAN C BUS (+)
31	-	-
32	-	-
33	-	-
34	-	-
35	-	-
36	3577 18BK/DB	BRAKE LAMP SWITCH-OPENER/NORMALLY CLOSED CONTACT
37	-	-
38	21 20DB	RIGHT REAR WHEEL SPEED SENSOR (+)
39	26 20WT	RIGHT FRONT WHEEL SPEED SENSOR (+)
40	25 20WT/YL	RIGHT FRONT WHEEL SPEED SENSOR (-)



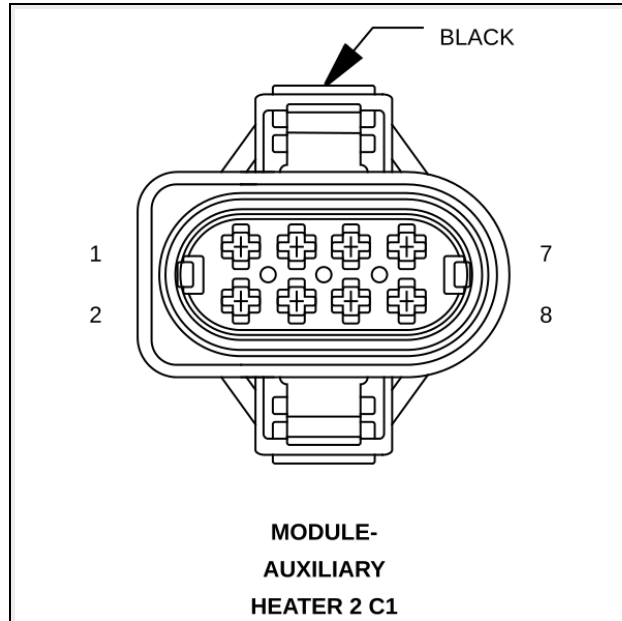
**MODULE-AUXILIARY HEATER 1 C1 - BLACK 8 WAY**

CAV	CIRCUIT	FUNCTION
1	2773 12RD/VT	TERM.30
2	2772 12BR	GROUND
3	-	BLOWER CONTROL SIGNAL-PARKING HEATER
4	2771 16DG/RD	DOSING PUMP-PLUS SUPPLY
5	34 20BR/RD	CAN B BUS (+)
6	35 20BR	CAN B BUS (-)
7	-	PLUS ADDITIONAL WATER PUMP
8	-	-



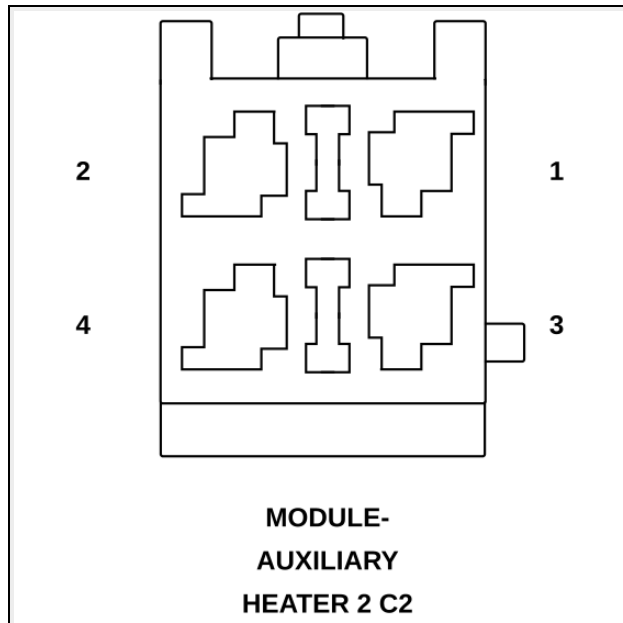
**MODULE-AUXILIARY HEATER 1 C2 - 4 WAY**

CAV	CIRCUIT	FUNCTION
1	-	-
2	3838 20OR	SWITCH-LED YELLOW
3	3838 20OR	RADIO FREQUENCY REMOTE CONTROL ON
4	-	-



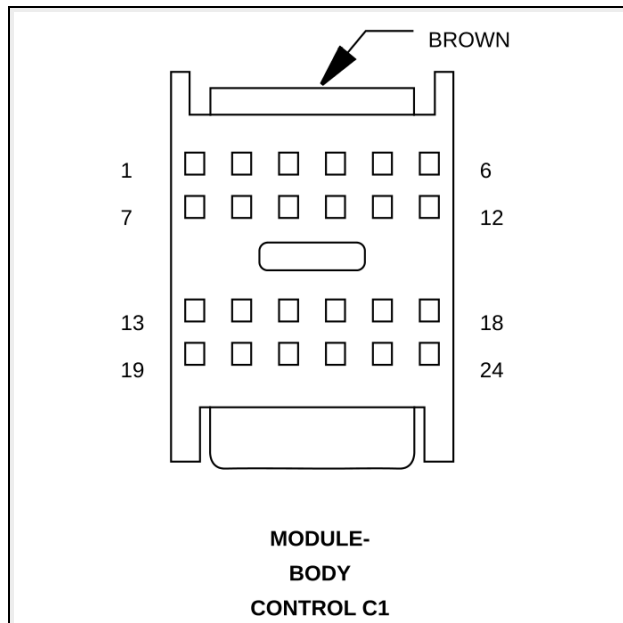
**MODULE-AUXILIARY HEATER 2 C1 - BLACK 8 WAY**

CAV	CIRCUIT	FUNCTION
1	2371 12RD/BR	TERM.30
2	2370 12BR	GROUND
3	2411 20YL/DG	BLOWER CONTROL SIGNAL-PARKING HEATER
4	2379 16DG/RD	DOSING PUMP-PLUS SUPPLY
5	2376 20BR/RD	CAN B BUS (+)
6	2377 20BR	CAN B BUS (-)
7	2381 18DB/GY	PLUS ADDITIONAL WATER PUMP
8	-	-



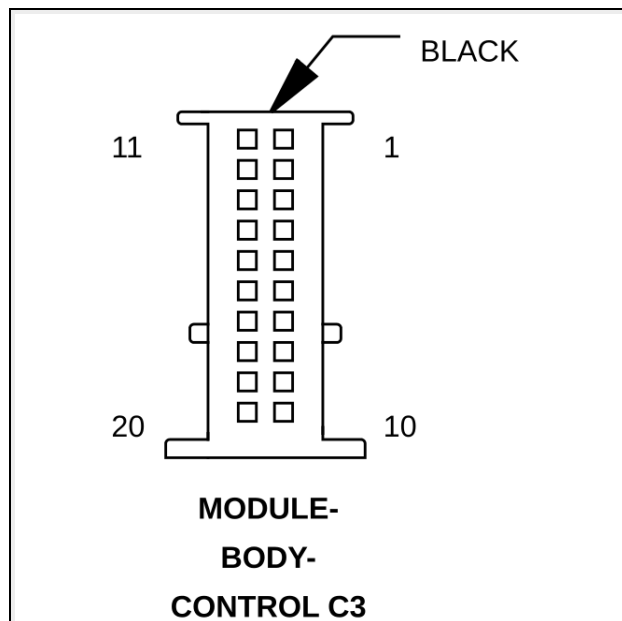
**MODULE-AUXILIARY HEATER 2 C2 - 4 WAY**

CAV	CIRCUIT	FUNCTION
1	2372 20VT/DG	SWITCH-LED RED
2	2373 20VT/YL	SWITCH-LED YELLOW
3	2374 20OR/WT	RADIO FREQUENCY REMOTE CONTROL ON
4	2375 20VT/BK	TIP SWITCH ON



**MODULE-BODY CONTROL C1 - BROWN 24 WAY**

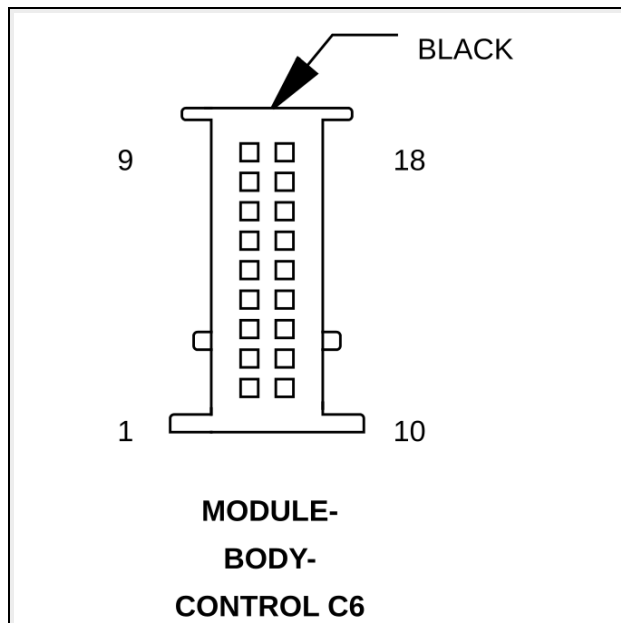
CAV	CIRCUIT	FUNCTION
1	-	-
2	U815 20GY/DB	TERM.58D
3	-	-
4	-	-
5	218 18BK	INPUT TERM.15
6	219 18BK/OR	TERM.15R
7	-	-
8	3166 18VT/DB	SWITCH-INTERIOR LAMP 1
8	3430 18VT/DB	SWITCH-INTERIOR LAMP 1
9	-	-
10	-	-
11	-	-
12	3168 18VT/DG	SWITCH-INTERIOR LAMP 2
12	3431 18VT/DG	SWITCH-INTERIOR LAMP 2
13	94 20GY/WT	ROTARY LIGHT SWITCH NSW/NSL
14	-	-
15	-	-
16	847 18BR/BK	LIGHT SWITCH TERM.31
17	93 20DG/WT	ROTARY LIGHT SWITCH AL-REDUNDANT
18	90 20DG/RD	LIGHT SWITCH BCD2
19	-	-
20	-	-
21	-	-
22	545 20BR/DG	REVERSING LAMP
23	2552 20DG/BK	LIGHT SWITCH BCD3
24	92 20DG/YL	LIGHT SWITCH BCD1



**MODULE-BODY CONTROL C3 - BLACK 20 WAY**

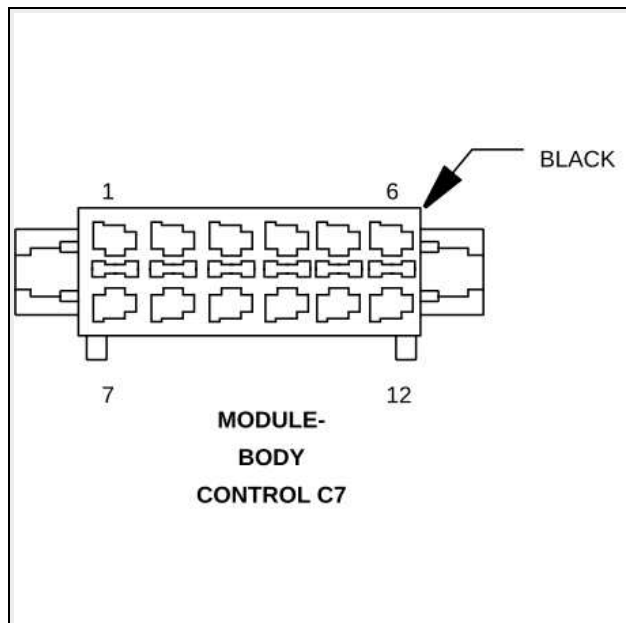
CAV	CIRCUIT	FUNCTION
1	2334 20GY/BK	LEFT REAR PARK LAMP CONTROL
1	86 20GY/BK	LEFT REAR PARK LAMP CONTROL
2	2336 20BK/RD	LEFT STOP LAMP CONTROL
2	88 20BK/RD	LEFT STOP LAMP CONTROL
3	2332 20GY/DG	REAR FOG LAMPS CONTROL
3	2333 20GY/BR	REAR FOG LAMPS CONTROL
3	84 20GY/DG	REAR FOG LAMPS CONTROL
3	85 20GY/BR	REAR FOG LAMPS CONTROL
4	4317 20BK/YL	HIGH MOUNTED STOP LAMP CONTROL
4	456 20BK/YL	HIGH MOUNTED STOP LAMP CONTROL
5	453 18DB/PK	REAR DOOR LOCK POSITION SENSE
6	454 18DB/DG	REAR DOOR AJAR SWITCH SENSE
7	-	-
8	-	-
9	247 18RD/WT	LEFT REAR VENT WINDOW DRIVER (CLOSE)
10	246 18DB/WT	LEFT REAR VENT WINDOW DRIVER (OPEN)
11	2337 20RD/BK	RIGHT STOP LAMP CONTROL
11	25 20RD/BK	RIGHT STOP LAMP CONTROL
12	2335 20GY/RD	RIGHT REAR PARK LAMP CONTROL
12	26 20GY/RD	RIGHT REAR PARK LAMP CONTROL
13	472 20GY/OR	LICENSE LAMPS CONTROL
14	U382 20WT/DB	BACKUP LAMPS CONTROL
14	U38 20WT/DB	BACKUP LAMPS CONTROL
15	U3013 20BK/WT	LEFT REAR TURN SIGNAL CONTROL
15	U3011 20BK/WT	LEFT REAR TURN SIGNAL CONTROL
16	U3014 20BK/DG	RIGHT REAR TURN SIGNAL CONTROL
16	U3012 20BK/DG	RIGHT REAR TURN SIGNAL CONTROL
17	482 18BR/WT	REAR WIPER 2 RIGHT
18	481 18BR/DG	REAR WIPER 1 LEFT
19	248 18DB/YL	RIGHT REAR VENT WINDOW DRIVER (OPEN)
20	249 18RD/YL	RIGHT REAR VENT WINDOW DRIVER (CLOSE)

---



**MODULE-BODY CONTROL C6 - BLACK 18 WAY**

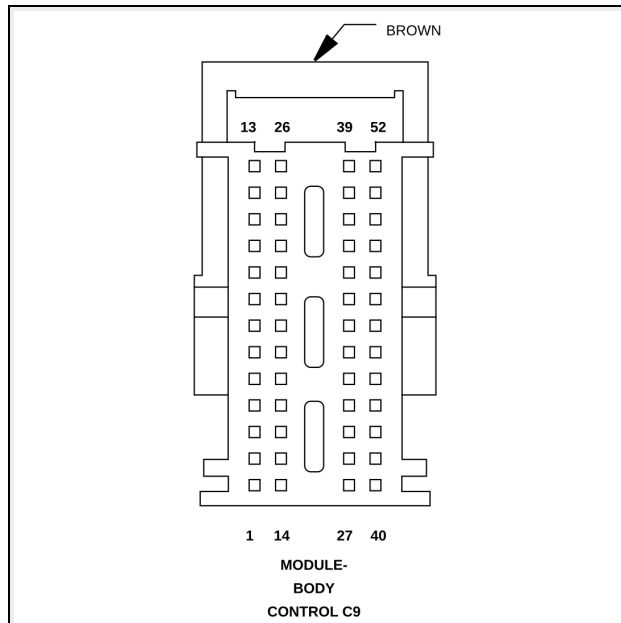
CAV	CIRCUIT	FUNCTION
1	3497 18BR/DG	INTERIOR LAMP FRONT
1	581 18BR/DG	INTERIOR LAMP FRONT
2	-	-
3	3145 18DG	INPUT MOVEMENT SENSOR
4	72 20BR/RD	CAN B BUS (+)
5	-	-
6	-	-
7	U43 18GY/DG	ANTI-THEFT ALARM-REAR WINDOW DETECTION 1
8	3780 18DB/RD	OUTPUT-MOVEMENT SENSOR
9	3333 18RD	INTERIOR LAMP TERM.30
9	U41 18RD	INTERIOR LAMP TERM.30
9	U41 18RD	INTERIOR LAMP TERM.30
9	3337 18RD	INTERIOR LAMP TERM.30
10	U1036 18BR/DB	INTERIOR LAMP REAR
10	3435 18BR/DB	INTERIOR LAMP REAR
11	3496 18GY/DB	TERM.58D
11	4161 18GY/DB	TERM.58D
11	U8115 18GY/DB	TERM.58D
12	-	-
13	73 20BR	CAN B BUS (-)
14	-	-
15	-	-
16	-	-
17	U432 18GY/OR	ANTI-THEFT ALARM-REAR WINDOW DETECTION 2
18	-	-



**MODULE-BODY CONTROL C7 - BLACK 12 WAY**

CAV	CIRCUIT	FUNCTION
1	U337 20WT/DG	FLAP-LEFT-RIGHT
2	69 16GY/YL	FRONT FOG LAMP RIGHT
2	2429 16GY/YL	FRONT FOG LAMP RIGHT
3	3592 14WT/BK	HEADLAMP HIGH BEAM LEFT
3	66 16WT/BK	HEADLAMP HIGH BEAM LEFT
4	3604 14YL/RD	HEADLAMP LOW BEAM-RIGHT
4	65 16YL/RD	HEADLAMP LOW BEAM-RIGHT
5	68 16GY/VT	GROUND
5	2430 16GY/VT	FRONT FOG LAMP LEFT
6	3602 14WT/RD	HEADLAMP HIGH BEAM RIGHT
6	67 16WT/RD	HEADLAMP HIGH BEAM RIGHT
7	1860 12RD/WT	PASSENGER WINDOW DRIVER (UP)
8	3325 12BR	GROUND
9	1859 12BR/WT	PASSENGER WINDOW DRIVER (DOWN)
10	3594 14YL/BK	HEADLAMP LOW BEAM-LEFT
10	64 16YL/BK	HEADLAMP LOW BEAM-LEFT
11	U2117 18DB/BK	REAR/SIDE DOORS UNLOCK DRIVER
12	U2116 18DB/BR	REAR/SIDE DOORS LOCK DRIVER

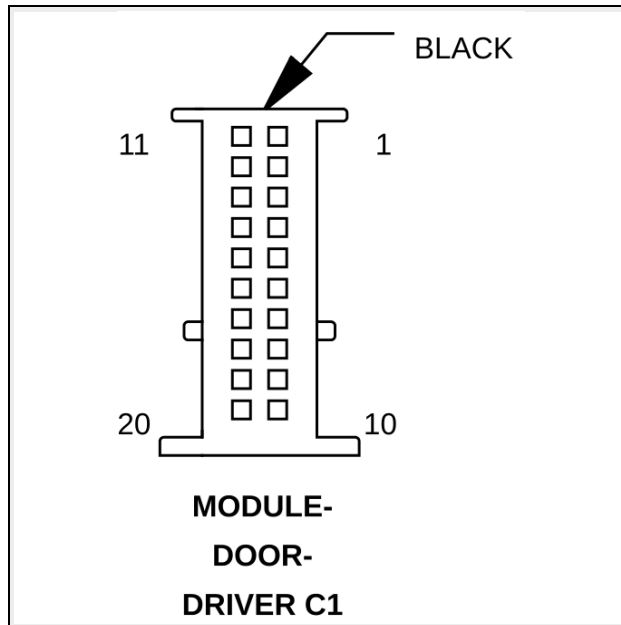




**MODULE-BODY CONTROL C9 - BROWN 52 WAY**

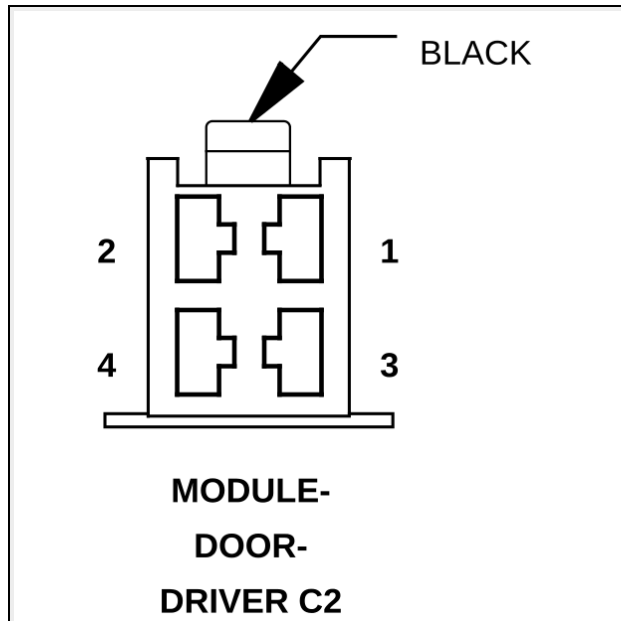
CAV	CIRCUIT	FUNCTION
1	250 18GY/DG	HEATED REAR WINDOW RELAY 1 CONTROL
2	254 18BR/DB	HEATED REAR WINDOW RELAY 2 CONTROL
3	1801 18YL/BK	LEFT SLIDING DOOR LOCK POSITION SENSE
3	4466 18YL/BK	LEFT SLIDING DOOR LOCK POSITION SENSE
3	558 18YL/BK	LEFT SLIDING DOOR LOCK POSITION SENSE
3	560 18YL/BK	LEFT SLIDING DOOR LOCK POSITION SENSE
4	2909 18YL/WT	LEFT SLIDING DOOR AJAR SWITCH SENSE
4	4446 18YL/WT	LEFT SLIDING DOOR AJAR SWITCH SENSE
4	4465 18YL/WT	LEFT SLIDING DOOR AJAR SWITCH SENSE
4	557 18YL/WT	LEFT SLIDING DOOR AJAR SWITCH SENSE
4	559 18YL/WT	LEFT SLIDING DOOR AJAR SWITCH SENSE
4	1800 18YL/WT	LEFT SLIDING DOOR AJAR SWITCH SENSE
5	123 20DG/GY	SIDE MARKER 5
6	527 20DG/BR	CLEARANCE LAMP RIGHT
6	-	BRAKE PAD-REAR RIGHT
7	-	-
8	-	-
9	3603 20GY/RD	PARKING LAMPS RIGHT
9	73 20GY/RD	PARKING LAMPS RIGHT
10	-	-
11	21 18VT/DG	SCREEN WASHER-FRONT
12	2553 18BK/DB	DIRECTION INDICATOR-MIRROR FRONT LEFT
12	2555 18BK/DG	DIRECTION INDICATOR-MIRROR FRONT LEFT
13	3595 20BK/WT	DIRECTION INDICATOR-FRONT LEFT
13	71 20BK/WT	DIRECTION INDICATOR-FRONT LEFT
14	1869 20WT/RD	PASSENGER WINDOW SWITCH MUX
15	593 20DG/WT	BRAKE FLUID
16	-	-

17	-	-
18	592 20DG/DB	GROUND-BRAKE FLUID
19	1870 20BR/RD	PASSENGER WINDOW SWITCH RETURN
20	522 20BR	SENSOR GROUND
21	591 20BR/YL	-
23	3593 20GY/BK	PARKING LAMPS LEFT
23	72 20GY/BK	PARKING LAMPS LEFT
24	3605 20BK/DG	DIRECTION INDICATOR-FRONT RIGHT
24	70 20BK/DG	DIRECTION INDICATOR-FRONT RIGHT
25	1469 18BK/DG	DIRECTION INDICATOR-MIRROR FRONT RIGHT
25	2554 18BK/DB	DIRECTION INDICATOR-MIRROR FRONT RIGHT
26	519 18VT/DB	SCREEN WASHER-REAR
27	596 20DB/WT	WASHER FLUID LEVEL
28	594 20DG/YL	-
29	244 18RD/BR	HEATED WINDSHIELD RELAY CONTROL
30	-	-
31	362 20BR/BK	TERM.31B FRONT WIPERS
32	572 20BR/WT	PARKING BRAKE
33	523 20DG	AAT SIGNAL
34	3822 20DB/YL	GROUND-FUEL TANK FILL LEVEL
36	595 20BR/DG	GROUND-SCREEN WASHER FLUID
38	3989 20DB	-
39	2297 18VT/YL	HEADLAMP WASHER
40	533 20VT/WT	BRAKE PAD-FRONT LEFT
41	1806 18PK/WT	RIGHT SLIDING DOOR AJAR SWITCH SENSE
41	2911 18PK/WT	RIGHT SLIDING DOOR AJAR SWITCH SENSE
41	4471 18PK/WT	RIGHT SLIDING DOOR AJAR SWITCH SENSE
41	4486 18PK/WT	RIGHT SLIDING DOOR AJAR SWITCH SENSE
41	561 18PK/WT	RIGHT SLIDING DOOR AJAR SWITCH SENSE
41	563 18PK/WT	RIGHT SLIDING DOOR AJAR SWITCH SENSE
42	1808 18PK/BK	RIGHT SLIDING DOOR LOCK POSITION SENSE
42	4472 18PK/BK	RIGHT SLIDING DOOR LOCK POSITION SENSE
42	562 18PK/BK	RIGHT SLIDING DOOR LOCK POSITION SENSE
42	564 18PK/BK	RIGHT SLIDING DOOR LOCK POSITION SENSE
43	1793 20DB/DG	PASSENGER DOOR AJAR SWITCH SENSE
44	-	-
45	-	-
46	-	-
47	U261 18RD/BK	ENGINE RUNNING FUSED B(+)
48	1795 18DB/BK	PASSENGER DOOR UNLOCK DRIVER
49	1796 18DB/RD	PASSENGER DOOR LOCK DRIVER
50	3821 20DB	FUEL TANK LEVEL SENSOR
51	1553 20BR/RD	CAN B BUS (+)
52	1554 20BR	CAN B BUS (-)



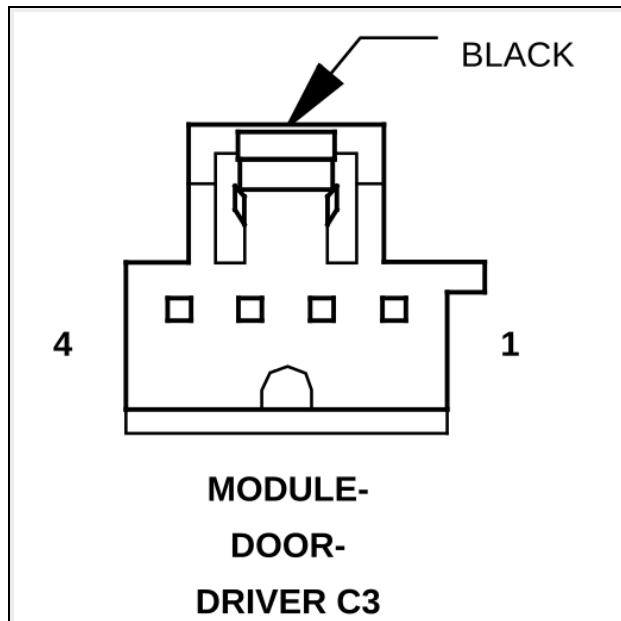
**MODULE-DOOR-DRIVER C1 - BLACK 20 WAY**

CAV	CIRCUIT	FUNCTION
1	736 20GY/DB	PANEL LAMPS DRIVER
2	740 20DG/RD	SWITCH-POWER WINDOW-DRIVER
3	739 20DG/WT	MASTER SWITCH PASSENGER WINDOW MUX
4	10 20BR/WT	RIGHT VENT WINDOW SWITCH MUX
5	11 20GY/VT	CHILD SAFETY LOCKS
6	999 20BR/DG	LEFT VENT WINDOW SWITCH MUX
7	1830 20BK/RD	PASSENGER ENTRY/EXIT LAMP DRIVER
8	17 20DB/DG	DRIVER DOOR AJAR SWITCH SENSE
9	737 20BR/BK	MASTER WINDOW SWITCH RETURN
10	1827 20BR/RD	CAN B BUS (+)
11	18 18DB/BK	DRIVER DOOR UNLOCK DRIVER
12	U8215 18DB/RD	DRIVER DOOR LOCK DRIVER
13	1831 18DG/DB	RIGHT MIRROR HEATER DRIVER
14	1829 18BK/DB	DIRECTION INDICATOR RIGHT FRONT
15	738 20DG/BR	DRIVER WINDOW SWITCH MUX
16	5115 20BK/OR	DRIVER ENTRY/EXIT LAMP DRIVER
17	1811 18BR	GROUND
18	-	-
19	5116 20BR/YL	DRIVER ENTRY/EXIT LAMP RETURN
20	1828 20BR	CAN B BUS (-)



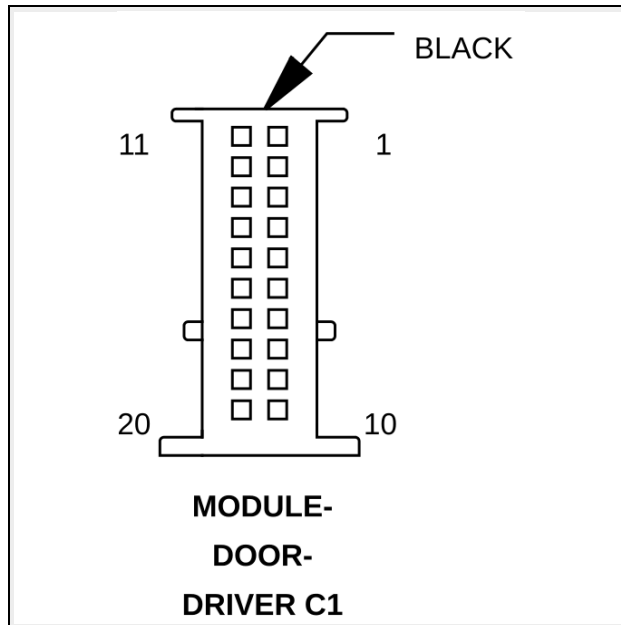
**MODULE-DOOR-DRIVER C2 - BLACK 4 WAY**

CAV	CIRCUIT	FUNCTION
1	1824 12RD/WT	FUSED B(+)
2	1825 12BR	GROUND
3	15 12DG	DRIVER WINDOW DRIVER (DOWN)
4	16 12BK	DRIVER WINDOW DRIVER (UP)



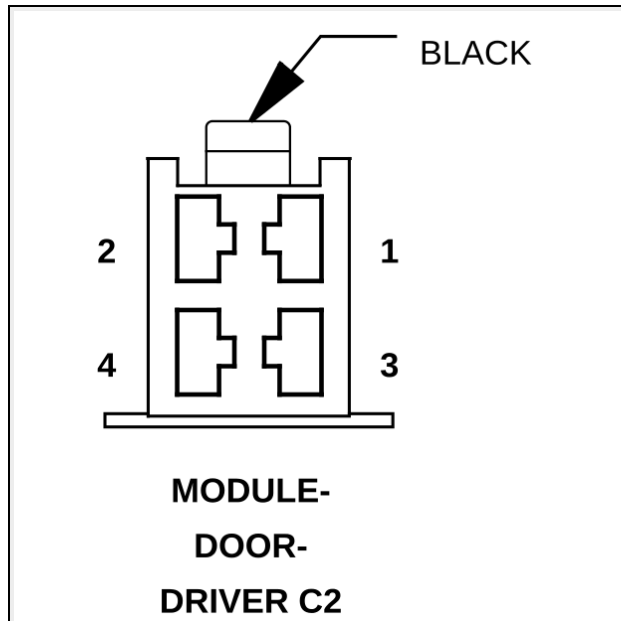
**MODULE-DOOR-DRIVER C3 - BLACK 4 WAY**

CAV	CIRCUIT	FUNCTION
1	988 18BK/DG	DIRECTION INDICATOR-EXTERIOR MIRROR
2	989 18BR/DG	MIRROR RETURN
3	990 18DG	LEFT MIRROR HEATER DRIVER
4	-	-



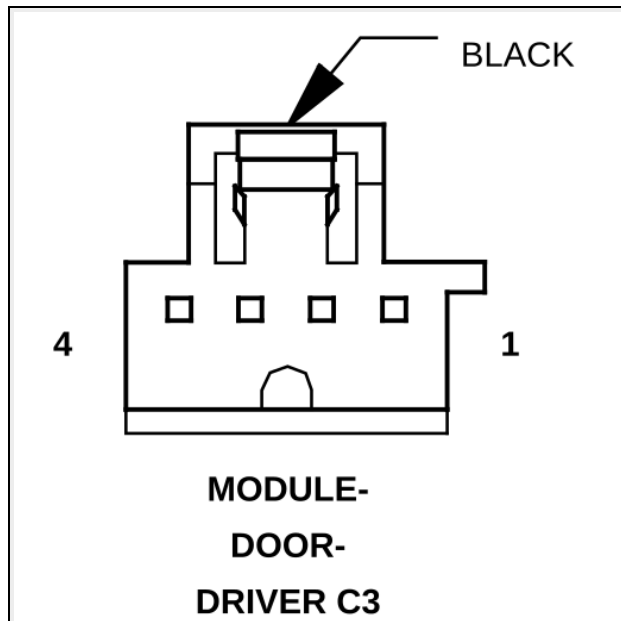
**MODULE-DOOR-DRIVER C1 - BLACK 20 WAY**

CAV	CIRCUIT	FUNCTION
1	736 20GY/DB	PANEL LAMPS DRIVER
2	740 20DG/RD	SWITCH-POWER WINDOW-DRIVER
3	739 20DG/WT	MASTER SWITCH PASSENGER WINDOW MUX
4	10 20BR/WT	RIGHT VENT WINDOW SWITCH MUX
5	11 20GY/VT	CHILD SAFETY LOCKS
6	999 20BR/DG	LEFT VENT WINDOW SWITCH MUX
7	1830 20BK/RD	PASSENGER ENTRY/EXIT LAMP DRIVER
8	17 20DB/DG	DRIVER DOOR AJAR SWITCH SENSE
9	737 20BR/BK	MASTER WINDOW SWITCH RETURN
10	1827 20BR/RD	CAN B BUS (+)
11	18 18DB/BK	DRIVER DOOR UNLOCK DRIVER
12	U8215 18DB/RD	DRIVER DOOR LOCK DRIVER
13	1831 18DG/DB	RIGHT MIRROR HEATER DRIVER
14	1829 18BK/DB	DIRECTION INDICATOR RIGHT FRONT
15	738 20DG/BR	DRIVER WINDOW SWITCH MUX
16	5115 20BK/OR	DRIVER ENTRY/EXIT LAMP DRIVER
17	1811 18BR	GROUND
18	-	-
19	5116 20BR/YL	DRIVER ENTRY/EXIT LAMP RETURN
20	1828 20BR	CAN B BUS (-)



**MODULE-DOOR-DRIVER C2 - BLACK 4 WAY**

CAV	CIRCUIT	FUNCTION
1	1824 12RD/WT	FUSED B(+)
2	1825 12BR	GROUND
3	15 12DG	DRIVER WINDOW DRIVER (DOWN)
4	16 12BK	DRIVER WINDOW DRIVER (UP)



**MODULE-DOOR-DRIVER C3 - BLACK 4 WAY**

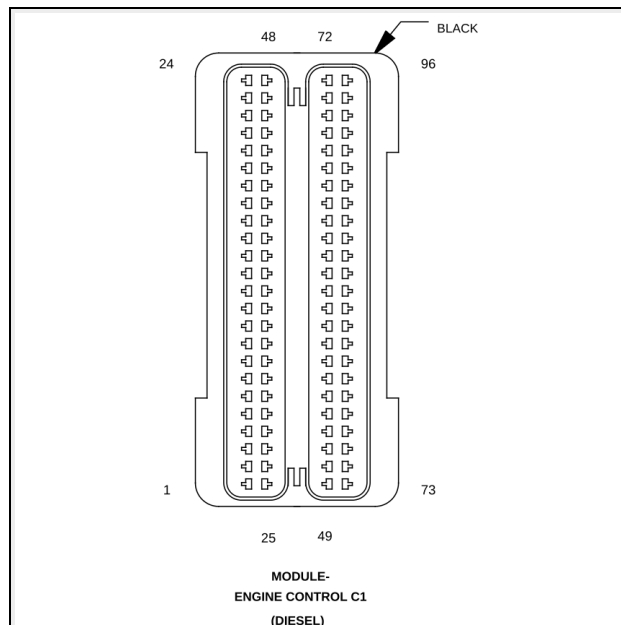
CAV	CIRCUIT	FUNCTION
1	988 18BK/DG	DIRECTION INDICATOR-EXTERIOR MIRROR
2	989 18BR/DG	MIRROR RETURN
3	990 18DG	LEFT MIRROR HEATER DRIVER
4	-	-

**MODULE-ELECTRIC BRAKE CONTROL - 4 WAY**

CAV	CIRCUIT	FUNCTION
1	3944 12RD/YL	FUSED B(+)
2	3945 12BR	GROUND
3	3936 BK/RD	ELECTRIC BRAKES INPUT
4	3940 12BK/DB	ELECTRIC BRAKES OUTPUT

**MODULE-ELECTRIC BRAKE CONTROL - 4 WAY**

CAV	CIRCUIT	FUNCTION
1	3944 12RD/YL	FUSED B(+)
2	3945 12BR	GROUND
3	3936 BK/RD	ELECTRIC BRAKES INPUT
4	3940 12BK/DB	ELECTRIC BRAKES OUTPUT



**MODULE-ENGINE CONTROL C1 - 94 WAY**

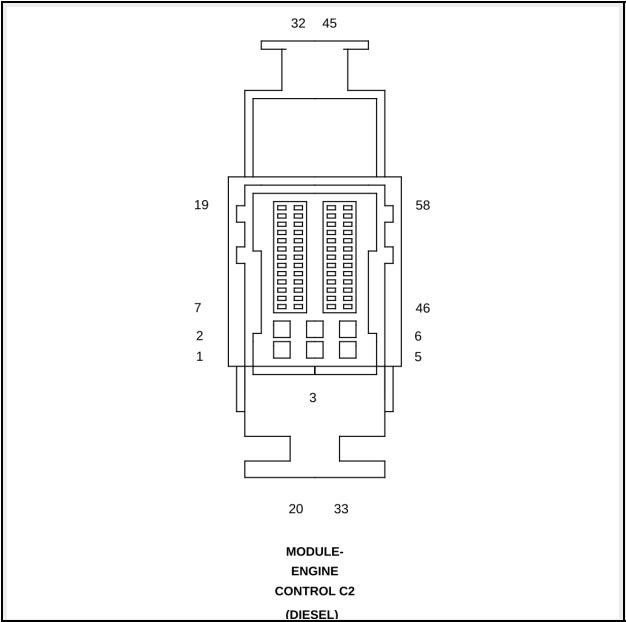
CAV	CIRCUIT	FUNCTION
1	1347 14BK/WT	FUEL INJECTOR 1 HIGH-SIDE CONTROL
2	1349 14BK/DB	FUEL INJECTOR 2 HIGH-SIDE CONTROL
3	1351 14BK/YL	FUEL INJECTOR 3 HIGH-SIDE CONTROL
4	-	-
5	-	-
6	1276 18DG/BR	O2 1/1 PUMP CELL CURRENT TRIM
7	1472 20RD/DB	CRANKSHAFT POSITION SENSOR 5 VOLT SUPPLY
8	1315 20VT/BR	SENSOR GROUND
9	1473 20PK/BR	EXHAUST GAS PRESSURE SENSOR GROUND
10	1302 20BR/YL	CAMSHAFT POSITION SENSOR GROUND

11	3277 20WT/DG	EGR AIRFLOW CONTROL VALVE POSITION SENSOR SIGNAL
12	1309 18BK/BR	CRANKCASE VENT HEATER CONTROL
13	4134 20VT/GY	-
15	1303 20RD/YL	CAMSHAFT POSITION SENSOR 5 VOLT SUPPLY
15	U760 20RD/YL	-
16	1265 20PK/DB	-
17	2857 20PK/WT	-
18	271 20PK/WT	EXHAUST GAS PRESSURE SENSOR 5 VOLT SUPPLY
19	1240 20PK/YL	BOOST PRESSURE SENSOR 5 VOLT SUPPLY
20	3881 18DB/BR	BOOST PRESSURE SENSOR 5 VOLT SUPPLY
21	3280 18DB/BK	DF SIGNAL (ALTERNATOR)
23	1318 18VT/BK	BOOST PRESSURE SERVO MOTOR CONTROL
24	3273 20WT/DB	EGR AIRFLOW CONTROL VALVE MOTOR (-)
25	1353 14BK/RD	FUEL INJECTOR 4 HIGH-SIDE CONTROL
26	1342 14BK/VT	FUEL INJECTOR 5 HIGH-SIDE CONTROL
27	1344 14BK/DG	FUEL INJECTOR 6 HIGH-SIDE CONTROL
28	1288 20BR/DG	INTAKE AIR TEMPERATURE SENSOR GROUND
30	1263 20BR/DB	-
31	1280 18DG/PK	O2 1/1 REFERENCE SIGNAL
33	1304 20YL/GY	CAMSHAFT POSITION SENSOR SIGNAL
34	1298 20GY/DB	-
35	3270 18WT/BK	WATER IN FUEL SENSOR SIGNAL
36	2213 18BR/RD	WATER IN FUEL SENSOR GROUND
37	1340 20YL/BR	MASS AIR FLOW SENSOR GROUND
39	4129 20YL/DB	OIL TEMPERATURE SENSOR SIGNAL
40	1297 20PK/GY	OIL PRESSURE SENSOR 5 VOLT SUPPLY
41	3275 20RD/WT	EGR AIRFLOW CONTROL VALVE SUPPLY
42	156 20PK/VT	INLET AIR PRESSURE SENSOR 5 VOLT SUPPLY
43	1321 20YL/VT	FUEL PRESSURE SENSOR 5 VOLT SUPPLY
47	1322 18DB/DG	FUEL QUANTITY SOLENOID 12 VOLT SUPPLY
48	1278 16DG/BK	O2 1/1 HEATER CONTROL
49	1343 14VT	FUEL INJECTOR 5 LOW-SIDE CONTROL
50	1346 14WT	FUEL INJECTOR 1 LOW-SIDE CONTROL
51	1345 14DG	FUEL INJECTOR 6 LOW-SIDE CONTROL
52	1295 20GY/DG	ENGINE COOLANT TEMPERATURE SENSOR GROUND
53	1299 20DB/GY	CRANKSHAFT POSITION SENSOR SIGNAL 2
56	1286 20WT/YL	FUEL TEMPERATURE SENSOR GROUND
57	1279 18DG/GY	O2 1/1 NEGATIVE CURRENT CONTROL
59	-	-
60	1294 20DG/RD	ENGINE COOLANT TEMPERATURE SENSOR SIGNAL
61	1287 20WT/BR	FUEL TEMPERATURE SENSOR SIGNAL
62	1311 20BR/PK	EXHAUST GAS TEMPERATURE 1/3 GROUND
63	1313 20BR/VT	EXHAUST GAS TEMPERATURE 1/2 GROUND
64	1320 20OR	FUEL PRESSURE SENSOR GROUND
65	1319 20VT/DG	FUEL PRESSURE SENSOR SIGNAL



66	1339 20DG/YL	MASS AIR FLOW SENSOR SIGNAL
67	3274 20BR/WT	EGR AIRFLOW CONTROL VALVE RETURN
68	1354 18GY/RD	-
69	4133 20GY/BR	-
70	3272 20BR/BK	OIL PRESSURE SENSOR GROUND
71	1308 18GY	EGR SOLENOID CONTROL
72	3276 20WT/RD	EGR AIRFLOW CONTROL VALVE MOTOR (+)
73	1348 14DB	FUEL INJECTOR 2 LOW-SIDE CONTROL
74	1350 14YL	FUEL INJECTOR 3 LOW-SIDE CONTROL
75	1352 14RD	FUEL INJECTOR 4 LOW-SIDE CONTROL
76	4130 20DB/YL	OIL TEMPERATURE SENSOR GROUND
77	1300 20GY/BK	CRANKSHAFT POSITION SENSOR SIGNAL 1
78	4132 20GY/OR	EXHAUST GAS TEMPERATURE 1/1 GROUND
80	1277 18DG/DB	O2 1/1 POSITIVE CURRENT CONTROL
81	1316 20DB/PK	EXHAUST GAS PRESSURE SENSOR SIGNAL
82	1327 20YL/DG	BOOST PRESSURE SENSOR SIGNAL
83	1310 20PK	EXHAUST GAS TEMPERATURE 1/3 SIGNAL
84	1289 20DG/WT	INTAKE AIR TEMPERATURE SENSOR SIGNAL
85	1330 20VT/YL	INLET AIR PRESSURE SENSOR SIGNAL
86	-	-
87	1326 20BR	BOOST PRESSURE SENSOR GROUND
88	U2032 18DB/RD	LIN BUS
89	1312 20VT/RD	EXHAUST GAS TEMPERATURE 1/2 SIGNAL
90	1338 20GY/YL	MASS AIR FLOW TEMPERATURE SENSOR SIGNAL
91	4131 20OR/GY	EXHAUST GAS TEMPERATURE 1/1 SIGNAL
93	1317 18BR/DB	-
94	1323 18DG/VT	FUEL QUANTITY SOLENOID CONTROL
95	-	-
96	-	-

---

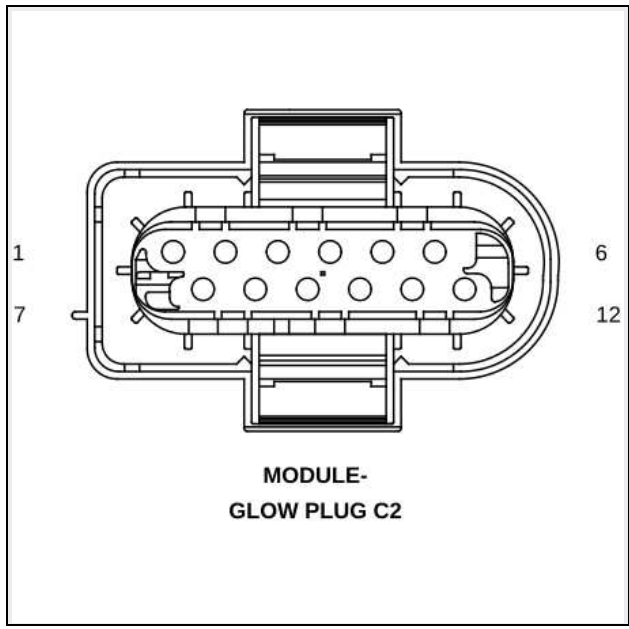


**MODULE-ENGINE CONTROL C2 - 58 WAY**

CAV	CIRCUIT	FUNCTION
1	1255 12BK/GY	FUSED ASD RELAY OUTPUT
2	1252 12BR	GROUND
3	U777 12BK/DG	FUSED ASD RELAY OUTPUT
4	1253 12BR	GROUND
5	1257 12BK/DB	FUSED ASD RELAY OUTPUT
6	1254 12BR	GROUND
7	1269 20BR/YL	APPS 1 SENSOR GROUND
8	-	-
10	-	-
11	1264 20DB/PK	EXHAUST DIFFERENTIAL PRESSURE SENSOR SIGNAL
12	1270 20WT	5 VOLT SUPPLY
13	-	-
14	-	-
15	1267 20RD/YL	5 VOLT SUPPLY
16	1265 20PK/DB	EXHAUST DIFFERENTIAL PRESSURE SENSOR 5 VOLT SUPPLY
17	2857 20PK/WT	APPS 2 SIGNAL
18	1261 20WT/DG	-
20	-	-
21	-	-
24	1268 20YL	APPS 1 SIGNAL
25	16BK	-
26	16BK/WT	S/C SWITCH SENSE 2
28	18RD/BK	S/C SWITCH RETURN
30	1263 20BR/DB	EXHAUST DIFFERENTIAL PRESSURE SENSOR GROUND
31	-	-
32	1258 18RD/WT	FUEL PUMP RELAY CONTROL
34	-	-
36	-	-
37	-	-
38	-	-
39	-	-
40	1266 20BR/WT	APPS 2 SENSOR GROUND
41	1357 18BK	FUSED IGNITION SWITCH OUTPUT (RUN-START)
42	132 18BK/WT	ASD RELAY CONTROL
44	133 18RD/BK	ENGINE STARTER MOTOR RELAY CONTROL
50	-	-
51	1260 20DG/WT	CAN C BUS (+)
52	1259 20DG	CAN C BUS (-)
55	-	-
56	-	-
57	-	-
58	3882 18GY/OR	-

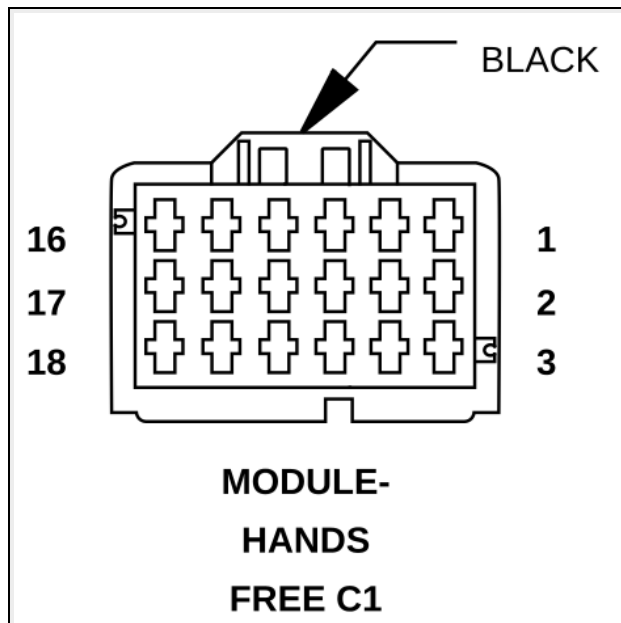
**MODULE-GLOW PLUG C1 - 1 WAY**

CAV	CIRCUIT	FUNCTION
1	114 6RD	INPUT TERMINAL 30
1	4325 6RD	INPUT TERMINAL 30



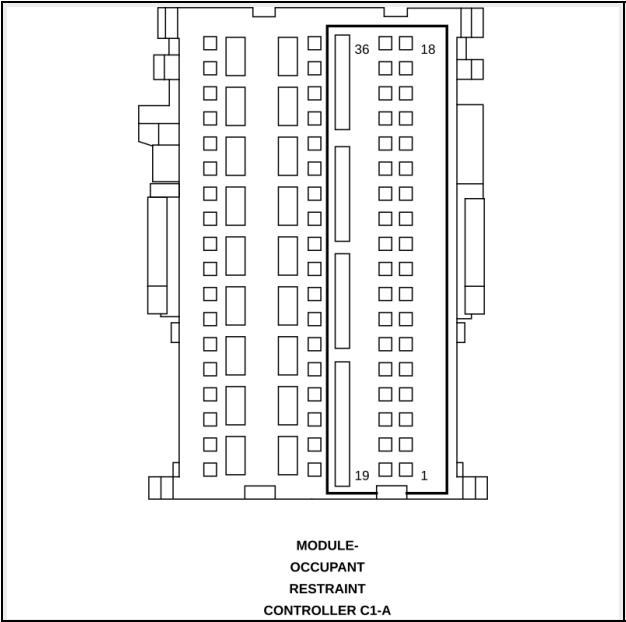
**MODULE-GLOW PLUG C2 - 12 WAY**

CAV	CIRCUIT	FUNCTION
1	116 12BK/WT	GLOW PLUG 1 CONTROL
2	115 12BK/YL	GLOW PLUG 2 CONTROL
3	117 12BK/OR	GLOW PLUG 3 CONTROL
4	118 12BK/VT	GLOW PLUG 4 CONTROL
5	U748 18BK/DG	FUSED ASD RELAY OUTPUT
6	120 18BR	GROUND
7	1516 12BK/DB	GLOW PLUG 5 CONTROL
8	1517 12BK/GY	GLOW PLUG 6 CONTROL
9	-	-
10	-	-
11	-	-
12	U2032 18DB/RD	LIN BUS



**MODULE-HANDS FREE C1 - BLACK 18 WAY**

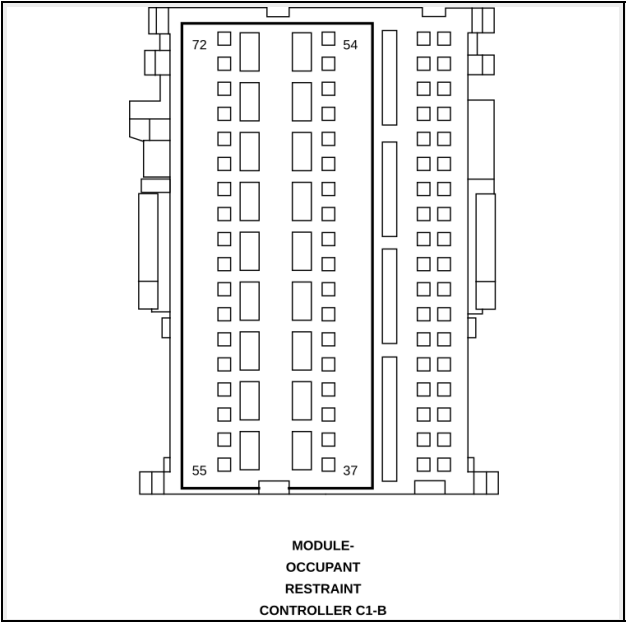
CAV	CIRCUIT	FUNCTION
1	3969 22WT/BK	TXD
2	3970 22PK/BK	RXD
3	3975 22VT	UEA6
4	3974 22OR	UEA5
5	3959 22DB	UEA4
6	3973 22DB	UEA3
7	3968 22DG	UE (+)
8	3966 22BR	SCL
9	3963 22BK	CHARGE (-)
10	3964 22TR	NF IN (+)
11	3965 22PK	NF IN (-)
12	3961 22WT	NF OUT
13	3972 22OR/BK	TERM.31
14	3971 22GY	REED (K111)
15	3976 22DG/DB	UEA1
16	3960 22YL	UEA2
17	3967 22YL	SDA
18	3962 22RD	CHARGE (+)



**MODULE-OCCUPANT RESTRAINT CONTROLLER C1-A - 36 WAY**

CAV	CIRCUIT	FUNCTION
1	273 18BK	FUSED IGNITION SWITCH OUTPUT (RUN-START)
2	274 18BK/RD	FUSED IGNITION SWITCH OUTPUT (RUN)
3	-	-
4	2228 20WT/DB	LEFT SIDE IMPACT SENSOR 2 SIGNAL
5	-	-
6	-	-
7	-	-
8	-	-
9	-	-
10	-	-
11	-	-
12	-	-
13	-	-
14	-	-
15	275 18BR/WT	GROUND
16	276 18BR/WT	GROUND
17	277 20BR	CAN B BUS (-)
18	278 20BR/RD	CAN B BUS (+)
19	-	-
20	-	-
21	-	-
22	-	-
23	2229 20YL/DB	RIGHT SIDE IMPACT SENSOR 2 SIGNAL
24	-	-
25	291 20GY/DG	DRIVER SEAT BELT SWITCH SENSE
26	-	-
27	-	-
28	-	-
29	337 20WT/RD	LEFT SIDE IMPACT SENSOR 1 SIGNAL
30	-	-
31	-	-
32	338 20YL/RD	RIGHT SIDE IMPACT SENSOR 1 SIGNAL
33	-	-
34	-	-
35	-	-
36	-	-

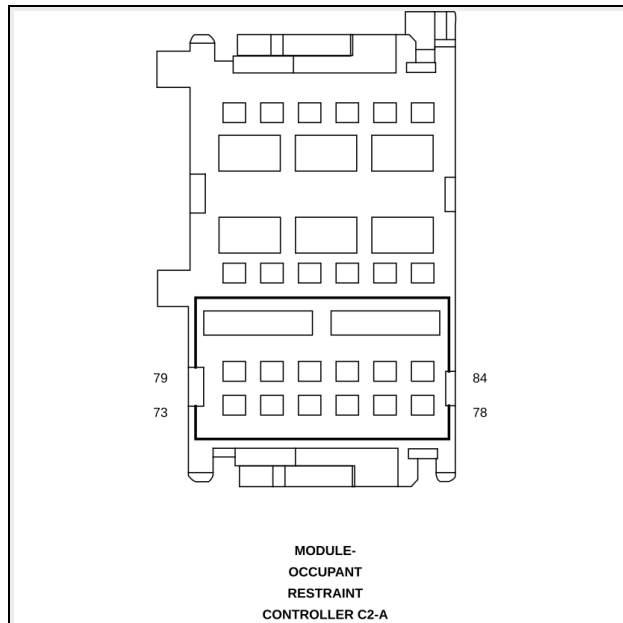
---



**MODULE-OCCUPANT RESTRAINT CONTROLLER C1-B - 36 WAY**



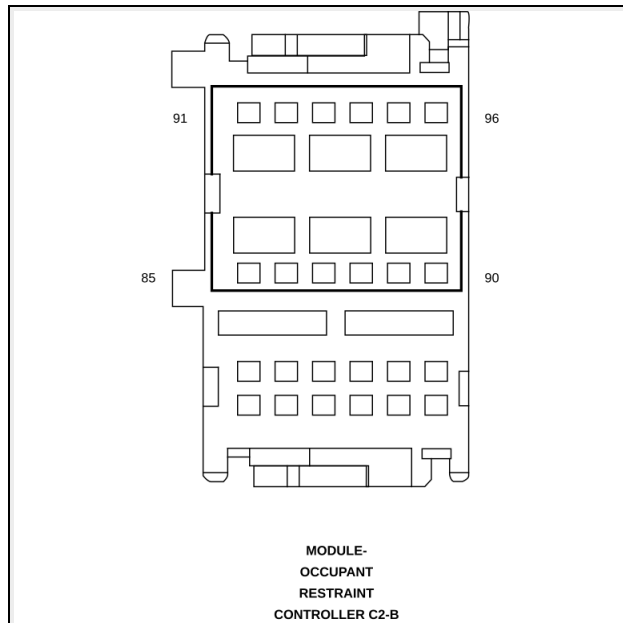
<b>CAV</b>	<b>CIRCUIT</b>	<b>FUNCTION</b>
37	320 20GY	LEFT CURTAIN SQUIB 1 LINE 1
38	321 20OR/GY	LEFT CURTAIN SQUIB 1 LINE 2
39	323 20OR/WT	RIGHT CURTAIN SQUIB 1 LINE 2
40	322 20WT	RIGHT CURTAIN SQUIB 1 LINE 1
41	329 20WT/BK	DRIVER SEAT BELT RETRACTOR TENSIONER LINE 1
42	328 20VT/YL	DRIVER SEAT BELT RETRACTOR TENSIONER LINE 2
43	331 20VT/DB	PASSENGER SEAT BELT RETRACTOR TENSIONER LINE 2
44	330 20WT/DG	PASSENGER SEAT BELT RETRACTOR TENSIONER LINE 1
45	483 20WT/VT	FRONT CENTER SEAT BELT RETRACTOR TENSIONER LINE 1
46	484 20DB/RD	FRONT CENTER SEAT BELT RETRACTOR TENSIONER LINE 2
47	-	-
48	-	-
49	-	-
50	-	-
51	-	-
52	-	-
53	-	-
54	-	-
55	312 20DB/BK	DRIVER THORAX SQUIB 1 LINE 1
56	313 20BR/DG	DRIVER THORAX SQUIB 1 LINE 2
57	314 20BR/BK	PASSENGER THORAX SQUIB 1 LINE 2
58	315 20DB/DG	PASSENGER THORAX SQUIB 1 LINE 1
59	-	-
60	-	-
61	-	-
62	-	-
63	-	-
64	-	-
65	-	-
66	-	-
67	-	-
68	-	-
69	-	-
70	-	-
71	-	-
72	-	-



**MODULE-OCCUPANT RESTRAINT CONTROLLER C2-A - 12 WAY**

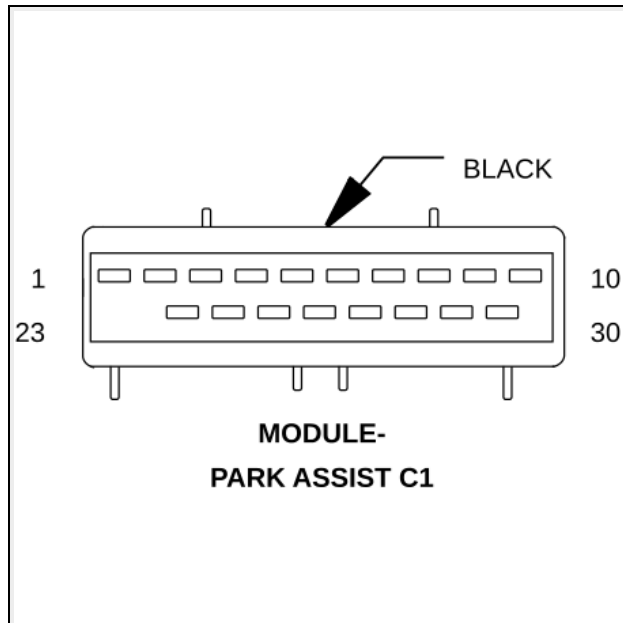
CAV	CIRCUIT	FUNCTION
73	-	-
74	-	-
75	-	-
76	-	-
77	-	-
78	-	-
79	-	-
80	-	-
81	-	-
82	-	-
83	-	-
84	-	-

---



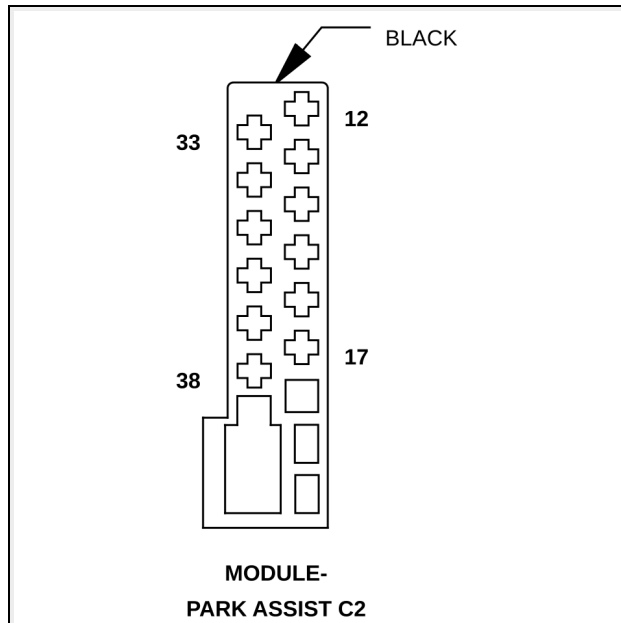
**MODULE-OCCUPANT RESTRAINT CONTROLLER C2-B - 12 WAY**

CAV	CIRCUIT	FUNCTION
85	279 20BK	DRIVER SQUIB 1 LINE 1
86	280 20OR/BK	DRIVER SQUIB 1 LINE 2
87	-	-
88	-	-
89	281 20DG	PASSENGER SQUIB 1 LINE 1
90	282 20OR/DG	PASSENGER SQUIB 1 LINE 2
91	-	-
92	-	-
93	-	-
94	-	-
95	-	-
96	-	-



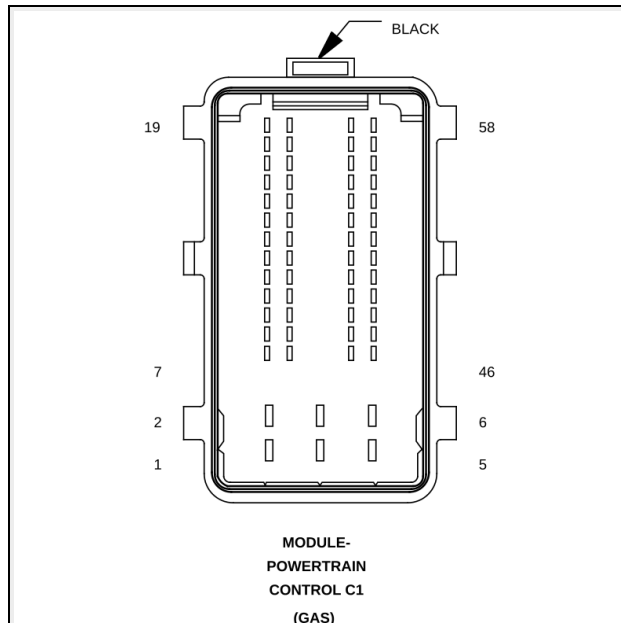
**MODULE-PARK ASSIST C1 - BLACK 18 WAY**

CAV	CIRCUIT	FUNCTION
1	-	-
2	-	-
3	627 20YL/VT	REAR PARK ASSIST SENSOR NO. 9 SIGNAL
4	625 20DB/YL	REAR PARK ASSIST SENSOR NO. 7 SIGNAL
5	661 20BR	CAN B BUS (-)
6	660 20BR/RD	CAN B BUS (+)
7	-	-
8	624 20BR/DB	REAR PARK ASSIST SENSOR GROUND
9	U3623 20BR/DG	REAR PARK ASSIST DISPLAY GROUND
10	677 18BR	GROUND
23	628 20YL/WT	REAR PARK ASSIST SENSOR NO. 10 SIGNAL
24	626 20YL/RD	REAR PARK ASSIST SENSOR NO. 8 SIGNAL
25	U3624 20BK/DG	REAR PARK ASSIST DISPLAY SIGNAL
26	-	-
27	-	-
28	623 20BK/YL	REAR PARK ASSIST SENSOR SUPPLY
29	U3622 20DB/DG	REAR PARK ASSIST DISPLAY SUPPLY
30	678 18RD/WT	FUSED B(+)



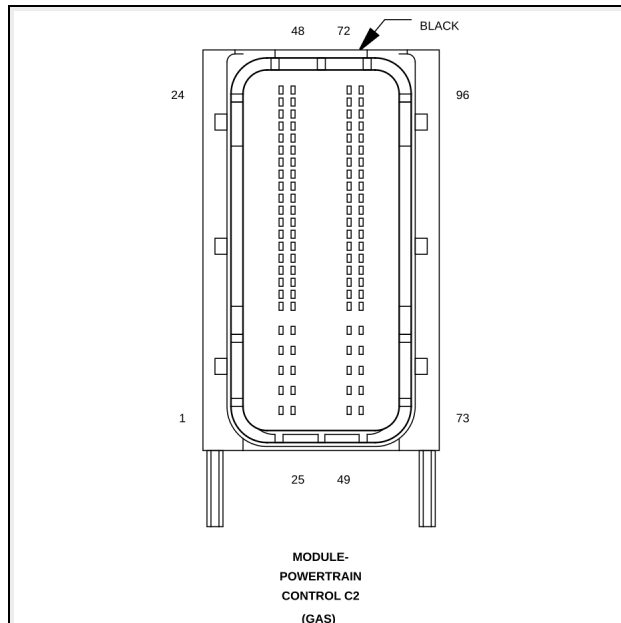
**MODULE-PARK ASSIST C2 - BLACK 12 WAY**

CAV	CIRCUIT	FUNCTION
12	675 20BR/DG	FRONT PARK ASSIST DISPLAY GROUND
13	652 20BR/DB	FRONT PARK ASSIST SENSOR GROUND
14	676 20BK/DB	FRONT PARK ASSIST DISPLAY SIGNAL
15	655 20WT/RD	FRONT PARK ASSIST NO. 5 SIGNAL
16	657 20YL/VT	FRONT PARK ASSIST NO. 3 SIGNAL
17	659 20DB/YL	FRONT PARK ASSIST NO. 1 SIGNAL
33	674 20RD/DG	FRONT PARK ASSIST DISPLAY SUPPLY
34	653 20BK/YL	FRONT PARK ASSIST SENSOR SUPPLY
35	654 20BK/WT	FRONT PARK ASSIST NO. 6 SIGNAL
36	656 20YL/WT	FRONT PARK ASSIST NO. 4 SIGNAL
37	658 20YL/RD	FRONT PARK ASSIST NO. 2 SIGNAL
38	-	-



**MODULE-POWERTRAIN CONTROL C1 - BLACK 58 WAY**

CAV	CIRCUIT	FUNCTION
2	1677 14BR	GROUND
3	U799 14BK/GY	VOLTAGE SUPPLY 1 TERM.87
4	1678 14BR	GROUND
5	U799 14BK/GY	-
6	1679 14BR	GROUND
9	3823 20BR/VT	-
10	1663 20BR/YL	APPS NO.1 SENSOR GROUND
11	1662 20BR/WT	APPS NO.2 SENSOR GROUND
15	1777 18BK	-
16	1674 18RD/DG	-
17	1776 18RD/WT	-
19	1685 18DB/BR	RELAY-SECONDARY AIR PUMP 1
22	3825 20VT/RD	-
23	U786 20RD/YL	5 VOLT SUPPLY
24	3824 20DG/VT	-
27	1693 18BK/WT	-
29	20WT/GY	-
30	1564 20WT/DG	-
31	293 18RD/BK	-
37	1664 20YL	APPS NO.1 SIGNAL
41	1681 20DG/WT	CAN C BUS (+)
45	1659 18OR	-
50	1665 20WT	APPS NO.2 SIGNAL
54	1682 20DG	CAN C BUS (-)
57	1658 18GY	-



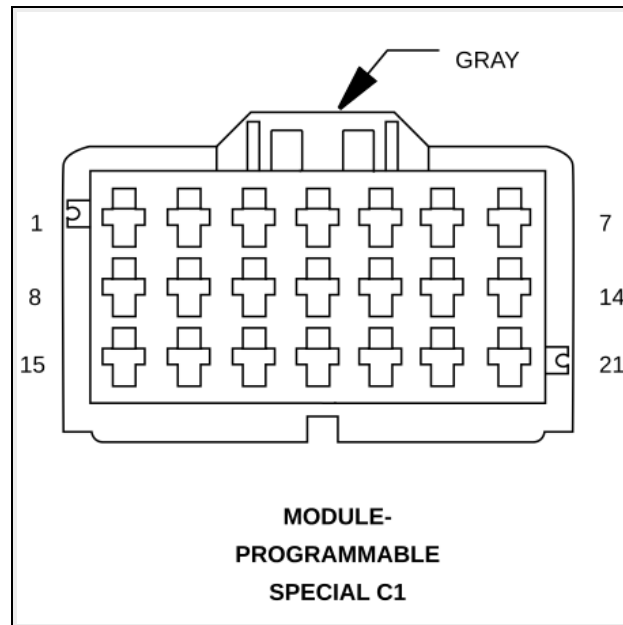
**MODULE-POWERTRAIN CONTROL C2 - BLACK 96 WAY**

CAV	CIRCUIT	FUNCTION
1	1610 18YL/DB	CMP 1/1 CONTROL
2	-	-
3	1575 18BK/GY	INJECTOR 6 CONTROL
4	-	-
5	1653 18WT/BK	POWER STEERING ECO CONTROL
6	1579 18GY/BK	COIL 1 CONTROL
7	1581 18GY/DB	COIL 3 CONTROL
8	1580 18GY/BR	COIL 2 CONTROL
10	1605 20DG/BK	CMP 1/2 SIGNAL
11	1618 20DG/RD	O2 1/1 SIGNAL
12	1626 20DB/GY	O2 2/1 PUMP CELL CURRENT TRIM
13	1648 20RD/WT	O2 2/2 SIGNAL
14	1619 20DG	O2 1/1 RETURN
15	U6101 20BR/DG	SENSOR GROUND
16	U6102 18BR/DB	SENSOR GROUND
17	1629 20YL/GY	SENSOR GROUND
18	-	-
19	272 20DG/GY	MANIFOLD SWIRL CONTROL
21	273 20YL/VT	MANIFOLD FLOW CONTROL
22	1572 18DB	INJECTOR 4 CONTROL
23	1566 18BK	INJECTOR 1 CONTROL
24	1611 18YL/RD	CMP 1/2 CONTROL
25	1651 18RD/DB	O2 2/2 HEATER GROUND
26	1573 18BK/VT	INJECTOR 5 CONTROL
27	1647 18RD/YL	O2 1/2 HEATER GROUND
30	1582 18GY/DG	COIL 4 CONTROL
31	1584 18GY/VT	COIL 6 CONTROL
32	1583 18GY/YL	COIL 5 CONTROL

34	1606 20DG/PK	CMP 2/2 SIGNAL
35	1623 20GY/RD	O2 2/1 SIGNAL
36	1625 20WT/DB	O2 2/1 PUMP CURRENT
37	1771 20VT/DG	AIR PUMP FLOW SIGNAL
38	1624 20GY	O2 2/1 RETURN
39	1642 20VT/GY	TP SENSOR GROUND
40	U854 20BR/RD	O2 RETURN
41	1644 20RD/DG	O2 1/2 SIGNAL
42	U778 20WT/RD	5 VOLT SUPPLY
43	1643 20VT/YL	5 VOLT SUPPLY
44	U779 20PK/DB	5 VOLT SUPPLY
45	3925 18DB/RD	-
46	1772 20VT	5 VOLT SUPPLY
47	1569 18BK/YL	INJECTOR 3 CONTROL
48	1612 18YL/DG	CMP 2/1 CONTROL
49	1622 18RD/BK	O2 1/1 HEATER CONTROL RETURN
50	-	-
51	1568 18BK/WT	INJECTOR 2 CONTROL
52	-	-
53	1632 18GY/OR	ELECTRIC AIR PUMP SWITCHOVER CONTROL
54	1617 20OR	THERMOSTAT HEATER CONTROL
55	-	-
56	1604 20DG/DB	CMP 2/1 SIGNAL
57	1603 20DG/BR	CMP 1/1 SIGNAL
58	1602 20PK/DG	MANIFOLD SWIRL POSITION 2 SIGNAL
59	1636 20WT/DG	KS 1 RETURN
60	1635 20WT/PK	KS 2 RETURN
61	1621 20VT/WT	O2 1/1 PUMP CELL CURRENT TRIM
62	1615 20DB/YL	OIL PRESSURE SIGNAL
64	1640 20BR/GY	TP SIGNAL 2
66	1600 20DG/YL	ECT SIGNAL
67	1630 20YL/WT	IAT SIGNAL
69	1631 20YL/BR	MAF SIGNAL
73	1627 18RD/GY	O2 2/1 HEATER CONTROL RETURN
74	1639 18BK/DB	ETC MOTOR (-)
75	1638 18BK/RD	ETC MOTOR (+)
80	1609 20DB/DG	SENSOR GROUND
81	1607 20DG/WT	CKP SIGNAL
82	1601 20DG/VT	MANIFOLD SWIRL POSITION 1 SIGNAL
83	1637 20PK/VT	KS 1 SIGNAL
84	1634 20PK	KS 2 SIGNAL
85	1620 20WT/BR	O2 1/1 PUMP CURRENT
86	1596 20VT/DB	MAP SIGNAL
88	1641 20BR/OR	TP SIGNAL 1
93	496 20YL/PK	5 VOLT SUPPLY

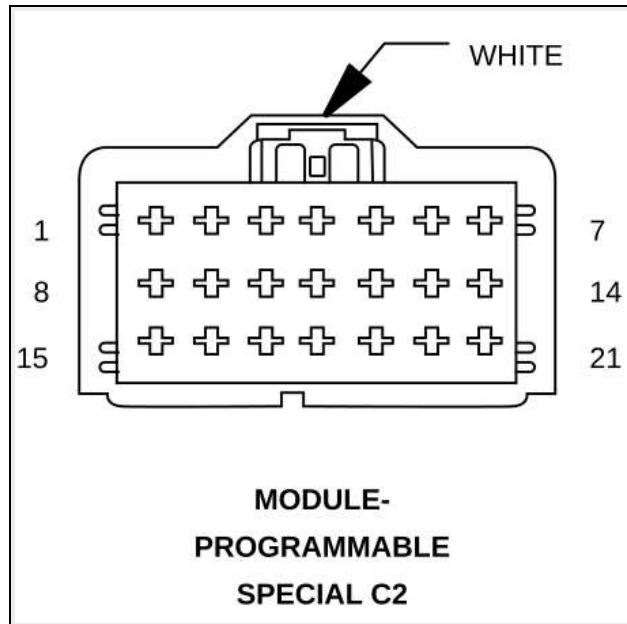


94	1597 18DB/BR	OIL LEVEL SIGNAL
95	1613 18YL/BK	CMP 2/2 CONTROL
96	-	OUTPUT-THROTTLE ACTUATOR



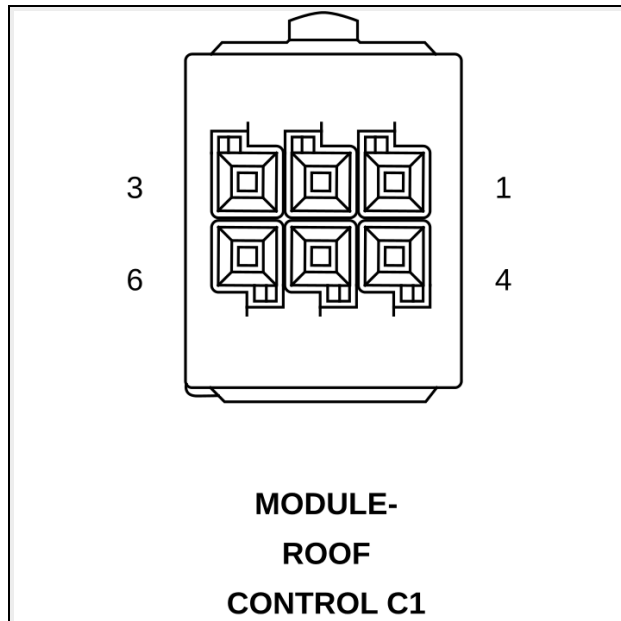
**MODULE-PROGRAMMABLE SPECIAL C1 - GRAY 21 WAY**

CAV	CIRCUIT	FUNCTION
1	3623 18BR/WT	-
2	-	-
3	1131 12BR	GROUND
4	-	-
5	-	-
6	-	-
7	-	-
8	-	-
9	1139 20BR	OUTPUT 16 (POSITIVE/0,5A)
9	4267 20BR	CAN B BUS (-)
10	347 18BK/GY	OUTPUT 5 (POSITIVE/5A-WAKEUP-CAPABLE)
11	-	-
12	1138 20BR/RD	OUTPUT 10 (POSITIVE/1A-PWM-CAPABLE)
12	4268 20BR/RD	CAN B BUS (+)
13	3621 18BR/YL	OUTPUT 6 (POSITIVE/5A-WAKEUP-CAPABLE)
14	-	-
15	-	-
16	-	-
17	-	-
18	-	-
19	-	-
20	-	-
21	-	-



**MODULE-PROGRAMMABLE SPECIAL C2 - 21 WAY**

CAV	CIRCUIT	FUNCTION
1	-	-
2	-	-
3	1132 12RD/DG	-
4	3622 18BK/RD	-
5	-	-
6	1133 12RD/DG	-
7	-	-
8	-	-
9	-	-
10	-	-
11	-	-
12	-	-
13	-	-
14	-	-
15	-	-
16	-	-
17	-	-
18	1134 12RD/GY	-
19	-	-
20	3620 18BR/WT	-
21	1135 12RD/GY	-

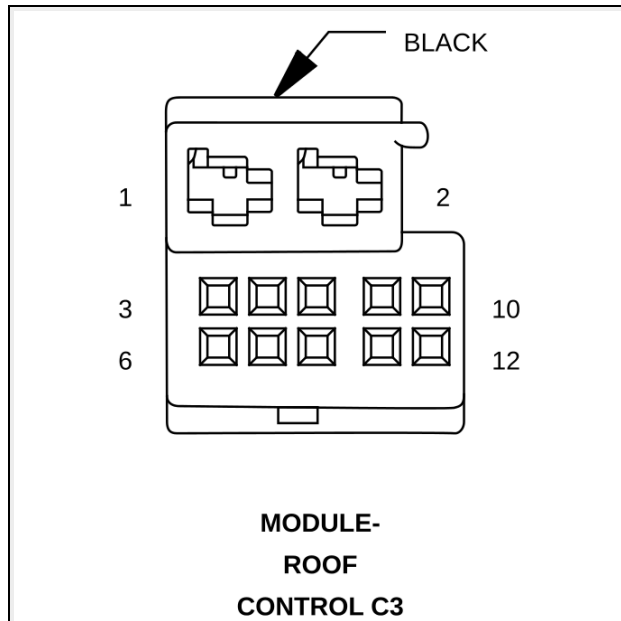


**MODULE-ROOF CONTROL C1 - 6 WAY**

CAV	CIRCUIT	FUNCTION
1	U762 20RD/DB	-
2	2270 20WT/DB	-
3	2272 20YL/DB	-
4	U245 20BK/DB	-
5	697 20RD/DG	SIREN CONTROL
6	698 20BR/PK	HOOD AJAR SWITCH SENSE

**MODULE-ROOF CONTROL C2 - 6 WAY**

CAV	CIRCUIT	FUNCTION
1	696 14BR	SUNROOF MOTOR GROUND
2	695 14DB	SUNROOF MOTOR CONTROL
3	692 20GY	SUNROOF POSITION SIGNAL
4	694 20YL	SENSOR SUPPLY
5	693 20YL/WT	SUNROOF DIRECTION SIGNAL
6	691 20BK	SENSOR GROUND



**MODULE-ROOF CONTROL C3 - BLACK 12 WAY**

CAV	CIRCUIT	FUNCTION
1	3347 18RD/DG	FUSED B(+)
1	689 10RD/DG	FUSED B(+)
2	3348 18BR	GROUND
2	690 10BR	GROUND
3	-	-
4	-	-
5	-	GARAGE DOOR OPENER
6	-	-
7	-	-
8	-	GARAGE DOOR OPENER
9	-	-
10	-	-
11	3496 18GY/DB	TERM.58D
11	U8115 18GY/DB	TERM.58D
12	3497 18BR/DG	INTERIOR LAMP FRONT

**MODULE-ROOF CONTROL C4 - 6 WAY**

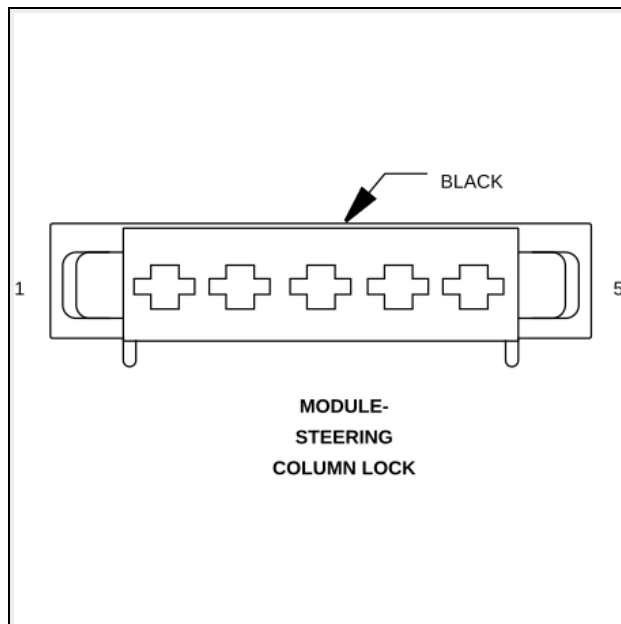
CAV	CIRCUIT	FUNCTION
1	3831 20RD/DB	INTRUSION SENSOR 1 SUPPLY
2	3833 20BR/DB	INTRUSION SENSOR 1 DATA 1
3	3835 20DG/DB	INTRUSION SENSOR 1 DATA 2
4	3836 20BK/DB	INTRUSION SENSOR 1 DATA 3
5	3832 20YL/DB	VTSS INDICATOR LAMP
6	3834 20WT/DB	INTRUSION SENSOR 1 CLOCK

**MODULE-ROOF CONTROL C5 - 3 WAY**

CAV	CIRCUIT	FUNCTION
1	699 20RD/DB	TERM.30 LIGHT/RAIN SENSOR
2	70 20VT	SERIAL INTERFACE LIGHT/RAIN SENSOR
3	71 20BR/DB	GROUND-LIGHT/RAIN SENSOR

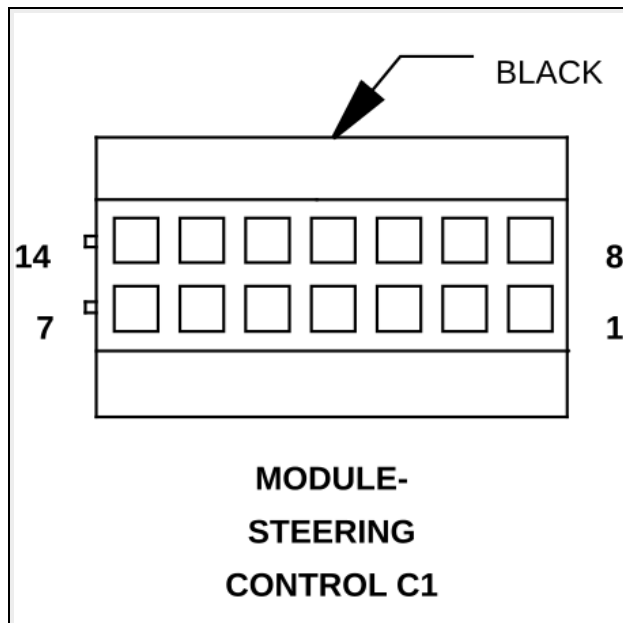
**MODULE-ROOF CONTROL C6 - 2 WAY**

CAV	CIRCUIT	FUNCTION
1	72 20BR/RD	CAN B BUS (+)
2	73 20BR	CAN B BUS (-)



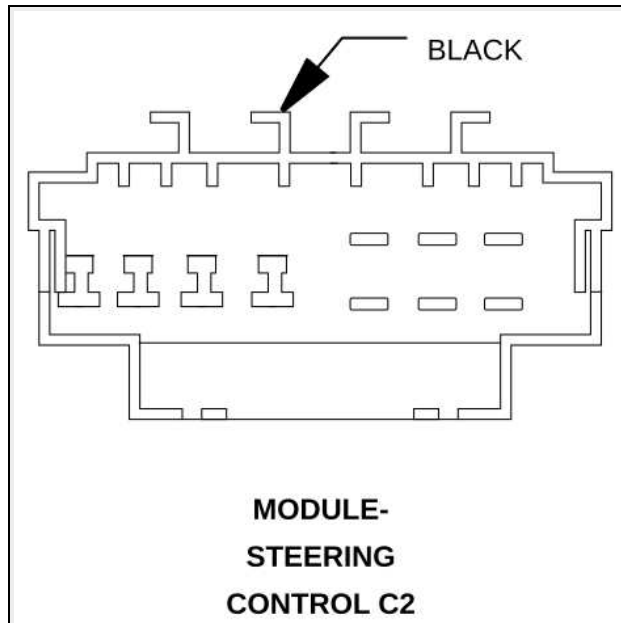
**MODULE-STEERING COLUMN LOCK - BLACK 5 WAY**

CAV	CIRCUIT	FUNCTION
1	222 20WT/RD	LAMP DRIVER
2	221 14RD/DG	-
3	223 14BR	GROUND
4	U421 14RD/GY	-
5	-	-



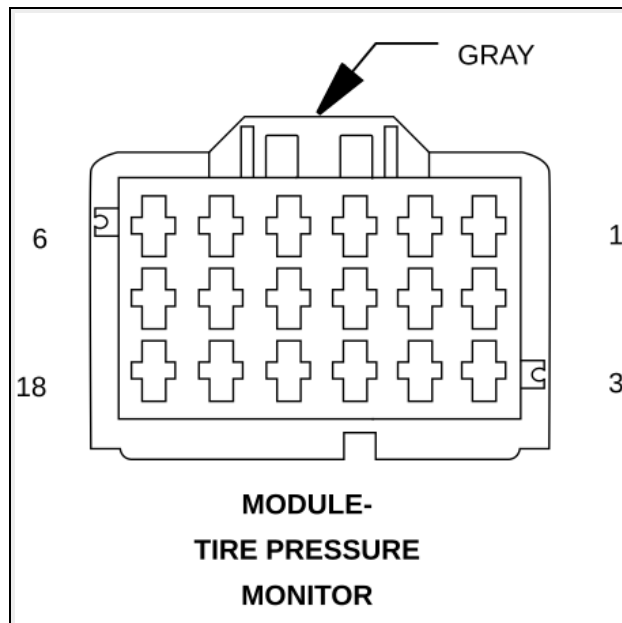
**MODULE-STEERING CONTROL C1 - BLACK 14 WAY**

CAV	CIRCUIT	FUNCTION
1	-	-
2	-	-
3	280 20OR/BK	DRIVER SQUIB 1 LINE 1
3	487 20OR/BK	DRIVER SQUIB 1 LINE 1
3	4229 20OR/BK	DRIVER SQUIB 1 LINE 1
4	279 20BK	DRIVER SQUIB 1 LINE 2
4	486 20BK	DRIVER SQUIB 1 LINE 2
4	4228 20BK	DRIVER SQUIB 1 LINE 2
5	-	-
6	-	-
6	-	-
7	-	-
8	1792 18BR	GROUND
9	1910 18BK/RD	TERM.15R
10	1790 20DG/WT	CAN C BUS (+)
11	1791 20DG	CAN C BUS (-)
12	-	-
13	-	-
14	-	-



**MODULE-STEERING CONTROL C2 - BLACK 14 WAY**

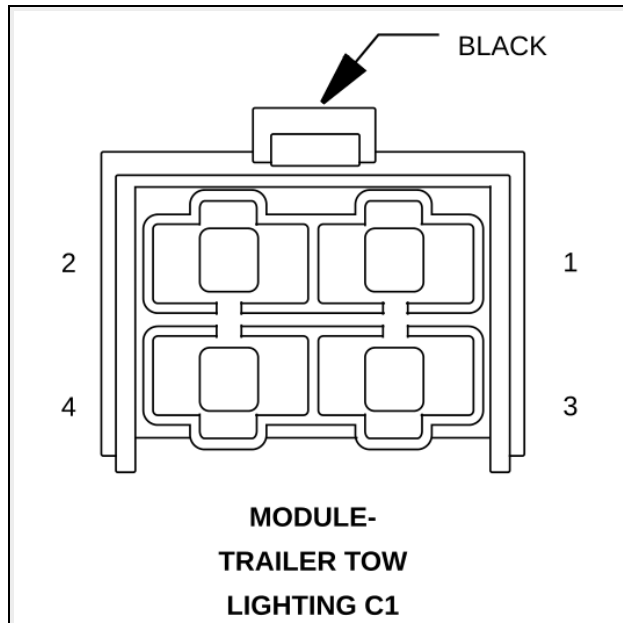
CAV	CIRCUIT	FUNCTION
1	-	-
2	-	-
3	280 20OR/BK	DRIVER SQUIB 1 LINE 2
3	487 20OR/BK	DRIVER SQUIB 1 LINE 2
4	279 20BK	DRIVER SQUIB 1 LINE 1
4	485 20BK	DRIVER SQUIB 1 LINE 1
5	-	-
6	-	-
7	-	-
8	243 20BK/RD	DIRECTION INDICATOR
9	244 20WT	LIGHT
10	242 20BR	GROUND
11	245 20YL	TIP WIPER-FRONT
12	246 20DB/GY	WASH/WIPE-FRONT
13	2223 20DB/WT	WASH/WIPE-REAR
14	3629 20DG	HORN



**MODULE-TIRE PRESSURE MONITOR - GRAY 18 WAY**

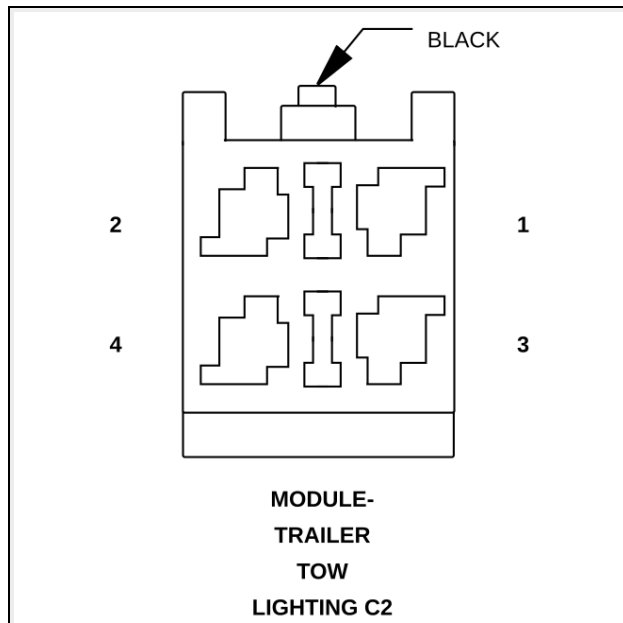
CAV	CIRCUIT	FUNCTION
1	2422 20BR	CAN B BUS (-)
2	2421 20BR/RD	CAN B BUS (+)
3	-	-
4	-	-
5	-	-
6	-	-
7	3656 20YL/BK	FRONT TRANSPONDER POWER SUPPLY
7	4822 20YL/BK	FRONT TRANSPONDER POWER SUPPLY
8	2419 18BR	GROUND
9	2427 20GY/DB	REAR TRANSPONDER GROUND 1
10	3658 20YL	FRONT TRANSPONDER LIN BUS
10	4823 20YL	FRONT TRANSPONDER LIN BUS
11	2428 20GY	REAR TRANSPONDER LIN BUS
12	-	-
13	-	-
14	3660 20YL/BR	FRONT TRANSPONDER GROUND
14	4824 20YL/BR	FRONT TRANSPONDER GROUND
15	2436 20GY/BR	REAR TRANSPONDER GROUND 2
16	2439 20GY/BK	REAR TRANSPONDER POWER SUPPLY
17	2420 18RD/WT	FUSED B(+)
18	-	-





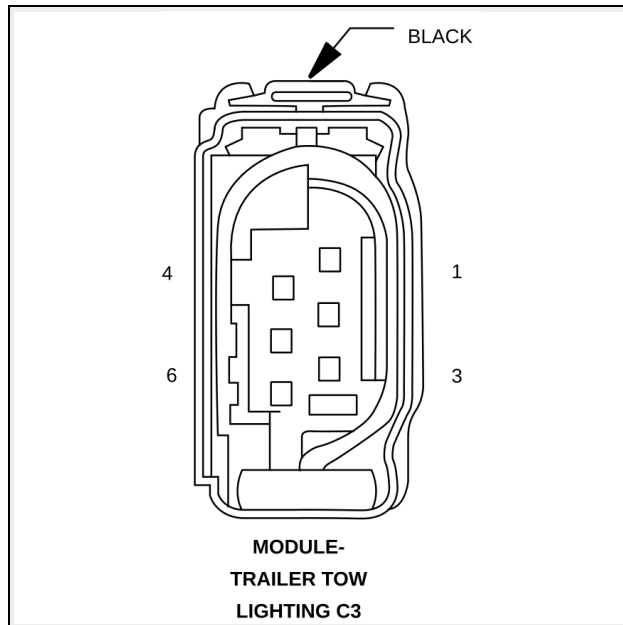
**MODULE-TRAILER TOW LIGHTING C1 - BLACK 4 WAY**

CAV	CIRCUIT	FUNCTION
1	946 10RD/BK	-
2	-	-
3	945 16BR	GROUND
4	-	-



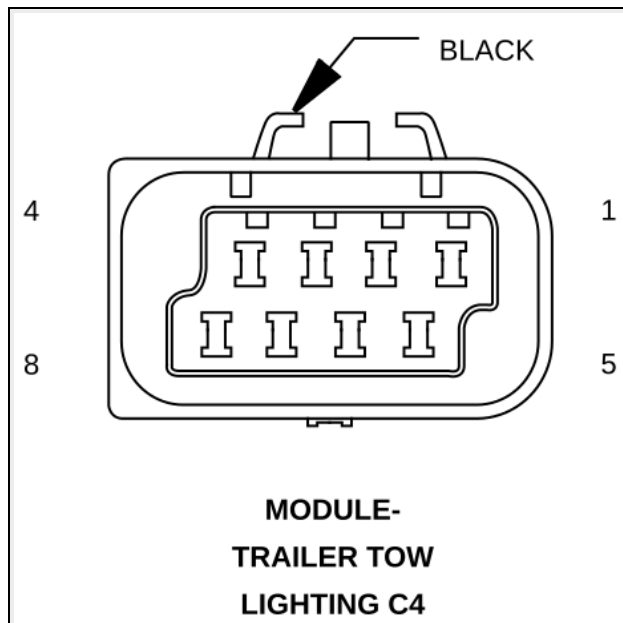
**MODULE-TRAILER TOW LIGHTING C2 - BLACK 4 WAY**

CAV	CIRCUIT	FUNCTION
1	-	-
2	-	-
3	-	-
4	3938 18GY/BK	TAIL LAMP LEFT



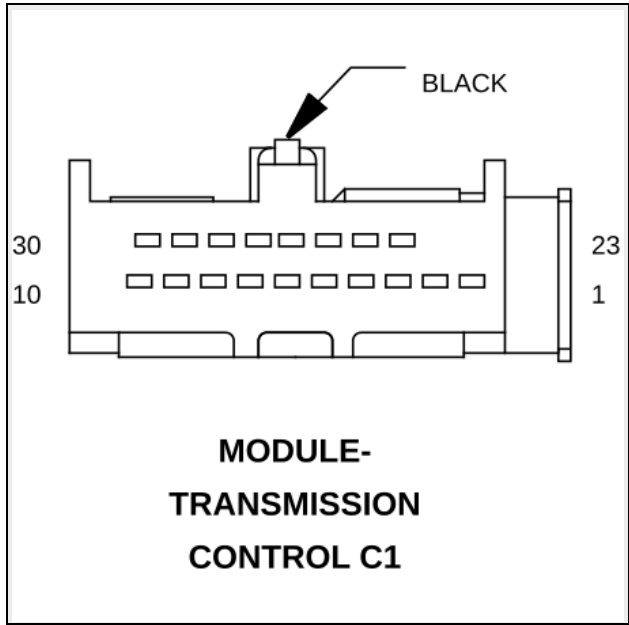
**MODULE-TRAILER TOW LIGHTING C3 - BLACK 6 WAY**

CAV	CIRCUIT	FUNCTION
1	3939 18WT/DB	REVERSING LAMP
2	-	-
3	3941 18BK/WT	DIRECTION INDICATOR-LEFT
4	-	-
5	3942 18BK/DG	DIRECTION INDICATOR-RIGHT
6	3943 18BK/RD	DIRECTION INDICATOR-EXTERIOR MIRROR



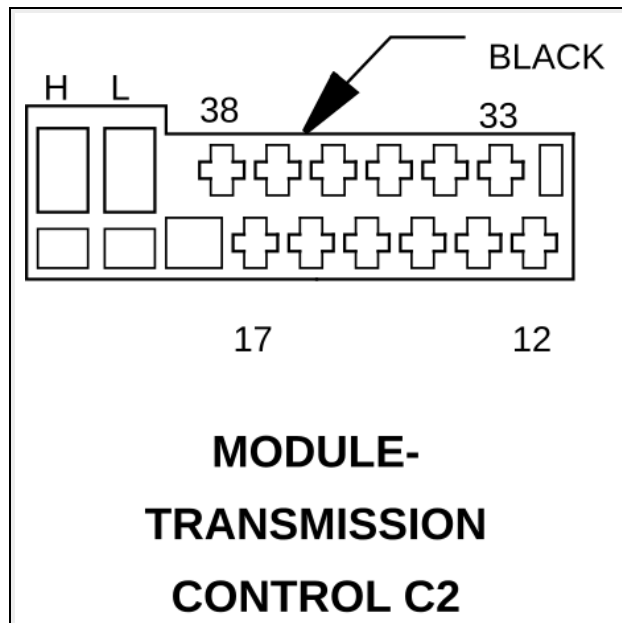
**MODULE-TRAILER TOW LIGHTING C4 - BLACK 8 WAY**

CAV	CIRCUIT	FUNCTION
1	4314 20BR/RD	CAN B BUS (+)
1	948 20BR/RD	CAN B BUS (+)
2	-	-
3	-	-
4	-	-
5	4315 20BR	CAN B BUS (-)
5	949 20BR	CAN B BUS (-)
6	947 20BK/YL	INPUT TERM.15
7	U94 18BK/VT	TERMINAL 54
8	-	-



**MODULE-TRANSMISSION CONTROL C1 - BLACK 18 WAY**

CAV	CIRCUIT	FUNCTION
1	-	-
2	-	-
3	-	-
4	-	-
5	-	-
6	-	-
7	-	-
8	-	-
9	-	-
10	-	-
23	-	-
24	-	-
25	-	-
26	-	-
27	-	-
28	-	-
29	760 18BK/DB	FUSED TRANSMISSION RELAY OUTPUT
30	761 18BR	GROUND

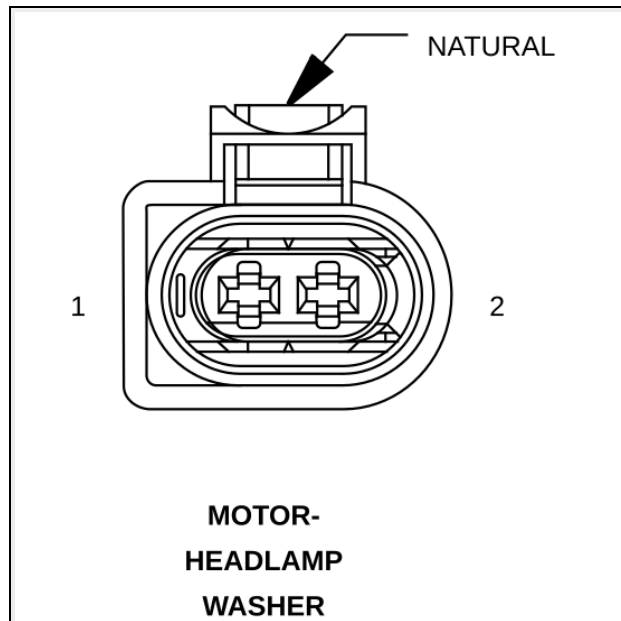


**MODULE-TRANSMISSION CONTROL C2 - BLACK 14 WAY**

CAV	CIRCUIT	FUNCTION
12	746 20PK	INPUT SPEED 1 (N2) SIGNAL
13	747 20DB	SENSOR SUPPLY VOLTAGE
14	748 20BK/DG	1-2/4-5 CONTROL
15	749 20BK/DB	3-4 CONTROL
16	750 20BK/WT	2-3 CONTROL
17	751 20BK/YL	TCC CONTROL
33	752 20GY	SENSOR GROUND
34	753 20DG	TEMPERATURE-P/N SIGNAL
35	754 20YL	INPUT SPEED 2 (N3) SIGNAL
36	755 20GY/YL	MODULATION PRESSURE CONTROL
37	756 20GY/DB	SHIFT PRESSURE CONTROL
38	757 18WT	SOLENOID SUPPLY VOLTAGE
H	759 20DG/WT	CAN C BUS (+)
L	758 20DG	CAN C BUS (-)

**MOTOR-BLOWER - 2 WAY**

CAV	CIRCUIT	FUNCTION
1	499 10BGR	GROUND
2	-	-

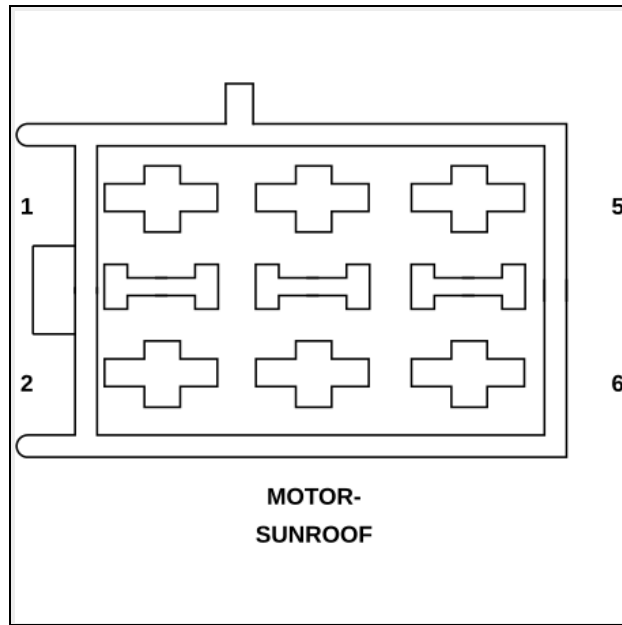


**MOTOR-HEADLAMP WASHER - NATURAL 2 WAY**

CAV	CIRCUIT	FUNCTION
1	2294 12VT/DB	-
2	2293 12BR	GROUND

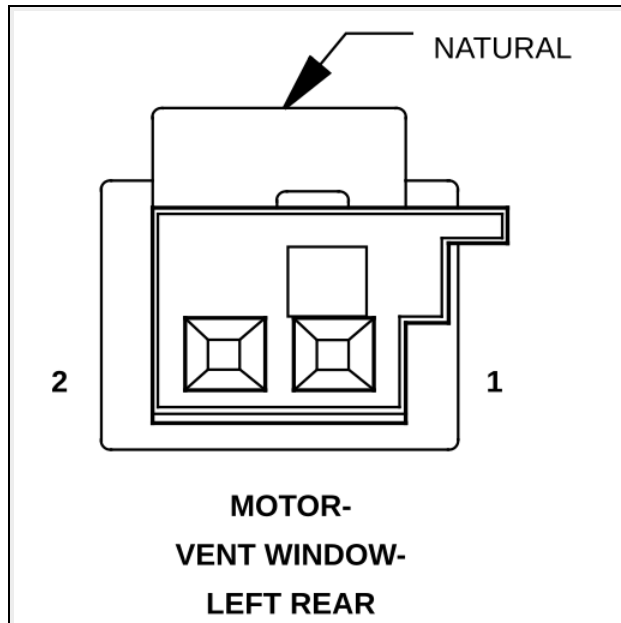
**MOTOR-ROOF VENTILATOR - 2 WAY**

CAV	CIRCUIT	FUNCTION
1	2884 16BR/WT	MOTOR (+/-)
2	2885 16WT/BK	MOTOR (+/-)



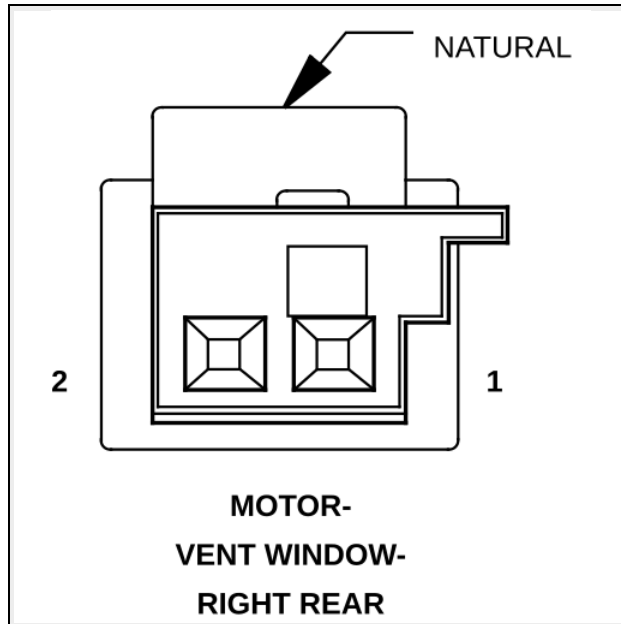
**MOTOR-SUNROOF - 6 WAY**

CAV	CIRCUIT	FUNCTION
1	696 14BR	SUNROOF MOTOR GROUND
2	695 14DB	SUNROOF MOTOR CONTROL
3	692 20GY	SUNROOF POSITION SIGNAL
4	694 20YL	SENSOR SUPPLY
5	693 20YL/WT	SUNROOF DIRECTION SIGNAL
6	691 20BK	SENSOR GROUND



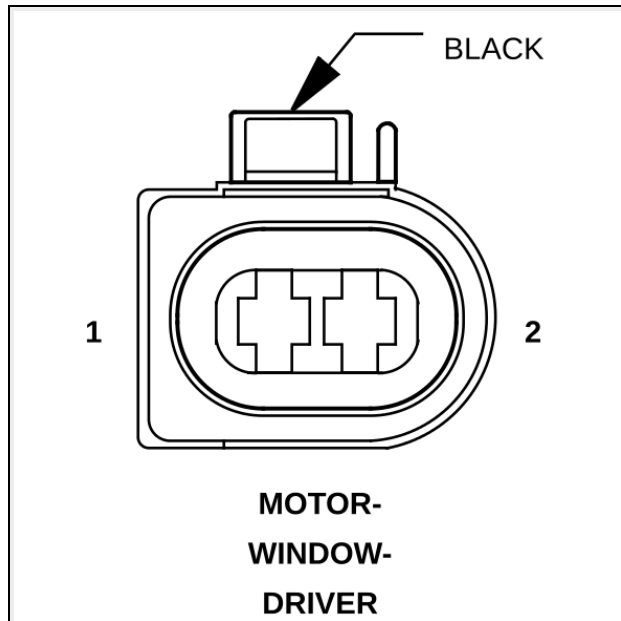
**MOTOR-VENT WINDOW-LEFT REAR - NATURAL 2 WAY**

CAV	CIRCUIT	FUNCTION
1	246 18DB/WT	LEFT REAR VENT WINDOW DRIVER (OPEN)
2	247 18RD/WT	LEFT REAR VENT WINDOW DRIVER (CLOSE)



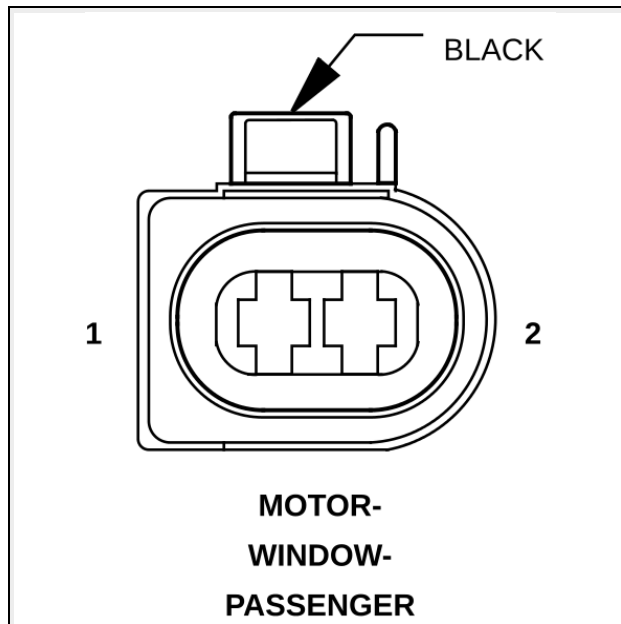
**MOTOR-VENT WINDOW-RIGHT REAR - NATURAL 2 WAY**

CAV	CIRCUIT	FUNCTION
1	248 18DB/YL	RIGHT REAR VENT WINDOW DRIVER (OPEN)
2	249 18RD/YL	RIGHT REAR VENT WINDOW DRIVER (CLOSE)



**MOTOR-WINDOW-DRIVER - BLACK 2 WAY**

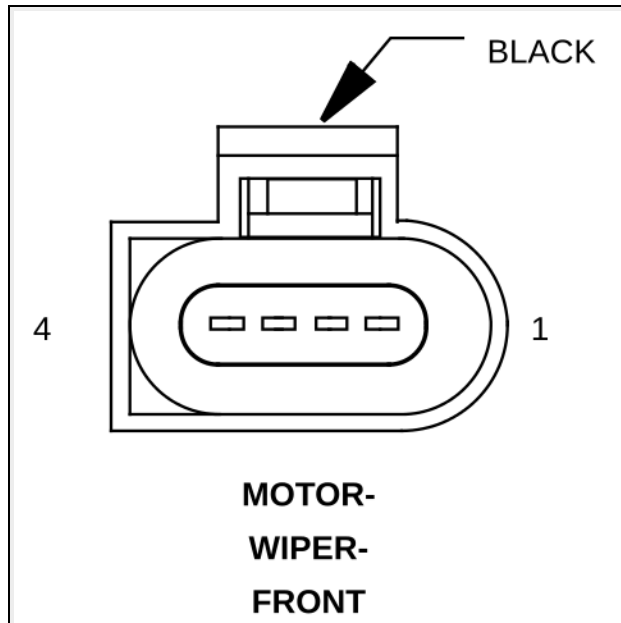
CAV	CIRCUIT	FUNCTION
1	16 12BK	DRIVER WINDOW DRIVER (UP)
2	15 12DG	DRIVER WINDOW DRIVER (DOWN)



**MOTOR-WINDOW-PASSENGER - BLACK 2 WAY**

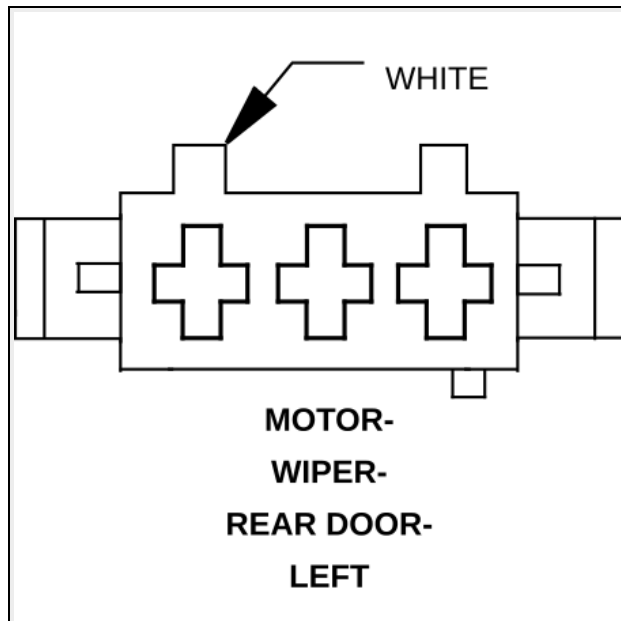
CAV	CIRCUIT	FUNCTION
1	1440 12RD/WT	PASSENGER WINDOW DRIVER (UP)
2	1441 12BR/WT	PASSENGER WINDOW DRIVER (DOWN)





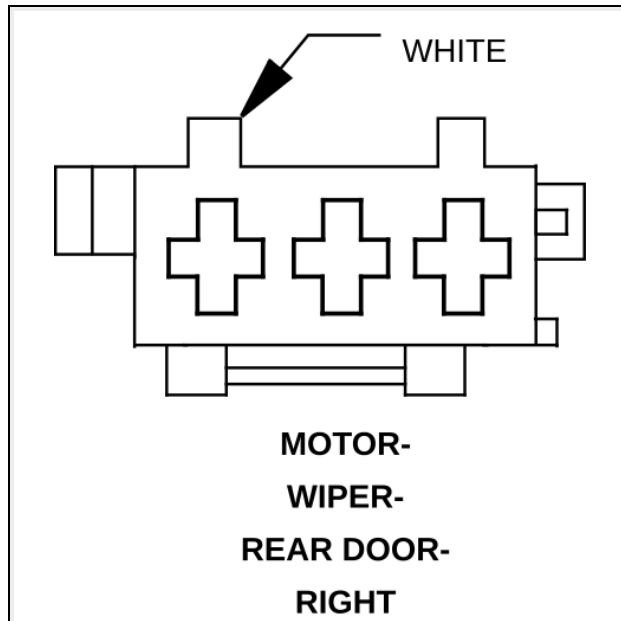
**MOTOR-WIPER-FRONT - BLACK 4 WAY**

CAV	CIRCUIT	FUNCTION
1	360 12BK/OR	GROUND
2	361 12BK/VT	WIPER ON/OFF RELAY OUTPUT
3	362 20BR/BK	FUSED IGNITION SWITCH OUTPUT (RUN-START)
4	363 12BR	GROUND



**MOTOR-WIPER-REAR DOOR-LEFT - WHITE 3 WAY**

CAV	CIRCUIT	FUNCTION
1	459 14BK/VT	GROUND
2	462 18BR/DG	WIPER ON/OFF RELAY OUTPUT
3	463 14BR	FUSED IGNITION SWITCH OUTPUT (RUN-START)



**MOTOR-WIPER-REAR DOOR-RIGHT - WHITE 3 WAY**

CAV	CIRCUIT	FUNCTION
1	467 14BK/VT	GROUND
2	468 18BR/WT	WIPER ON/OFF RELAY OUTPUT
3	466 14BR	FUSED IGNITION SWITCH OUTPUT (RUN-START)
3	U6127 14BR	-

**POWER OUTLET - BOX SEAT LEFT - 2 WAY**

CAV	CIRCUIT	FUNCTION
1	1817 14RD	GROUND
2	1818 14BR	FUSED B(+)

**POWER OUTLET - FRONT - 2 WAY**

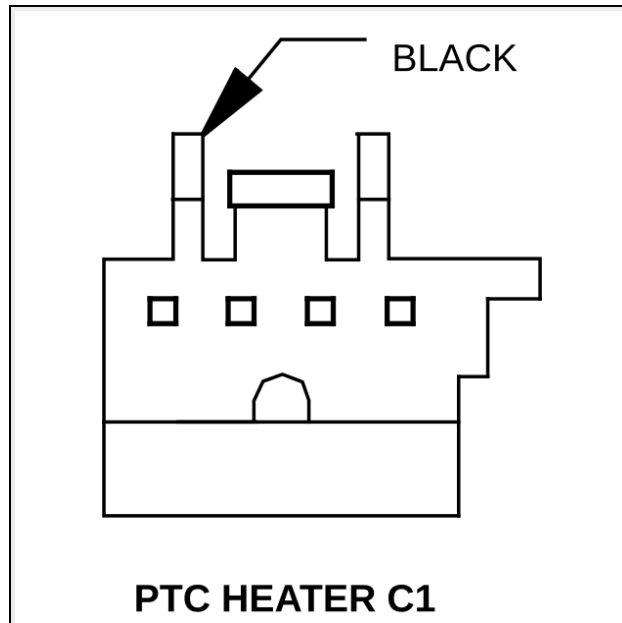
CAV	CIRCUIT	FUNCTION
1	2188 12BR	GROUND
2	2187 12RD	FUSED B(+)

**POWER OUTLET - LEFT REAR - 2 WAY**

CAV	CIRCUIT	FUNCTION
1	2236 14BR	GROUND
2	2234 14RD/YL	FUSED B(+)

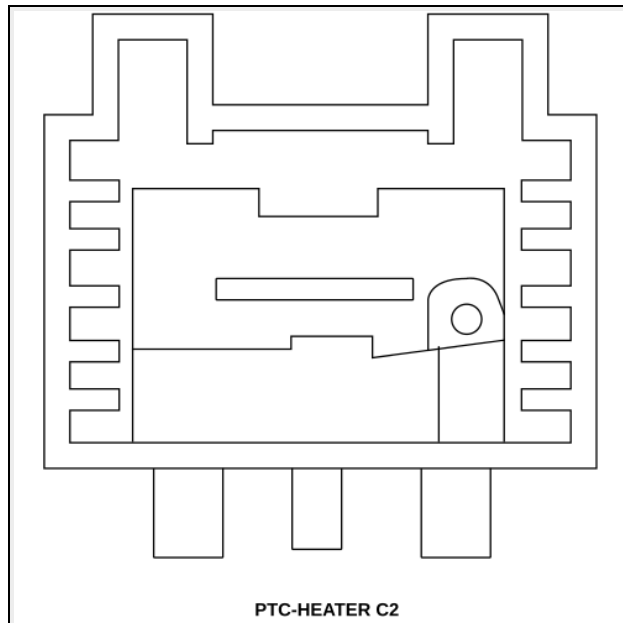
**POWER OUTLET - RIGHT REAR - 2 WAY**

CAV	CIRCUIT	FUNCTION
1	224014BR	GROUND
2	2241 14RD/YL	FUSED B(+)



**PTC-HEATER C1 - BLACK 4 WAY**

CAV	CIRCUIT	FUNCTION
1	2326 20BR	CAN LOW
1	50 20BR	CAN LOW
2	51 20BR/RD	CAN HIGH
2	2327 20BR/RD	CAN HIGH
3	2328 20BK/YL	TERMINAL 30 / BATTERY POWER +
3	52 20BK/YL	TERMINAL 30 / BATTERY POWER +
4	2329 20YL/VT	DF
4	53 20YL/VT	DF

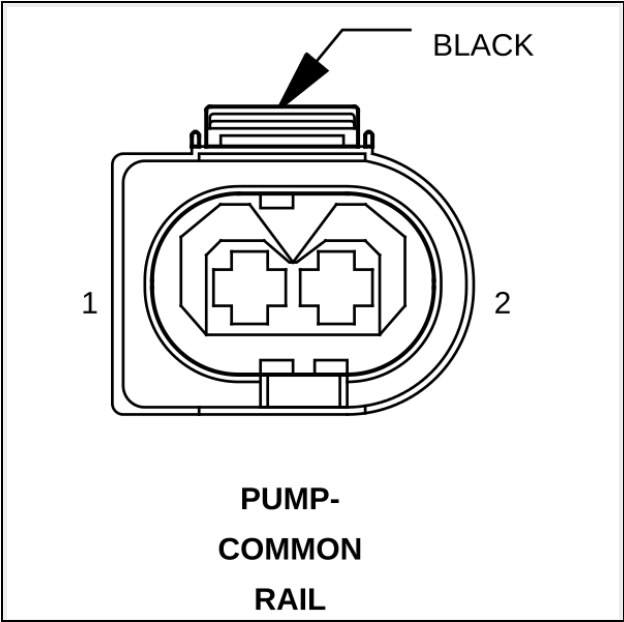


**PTC-HEATER C2 - 1 WAY**

CAV	CIRCUIT	FUNCTION
1	54 1RD	TERMINAL 30 / BATTERY POWER +

**PTC-HEATER C3 - 1 WAY**

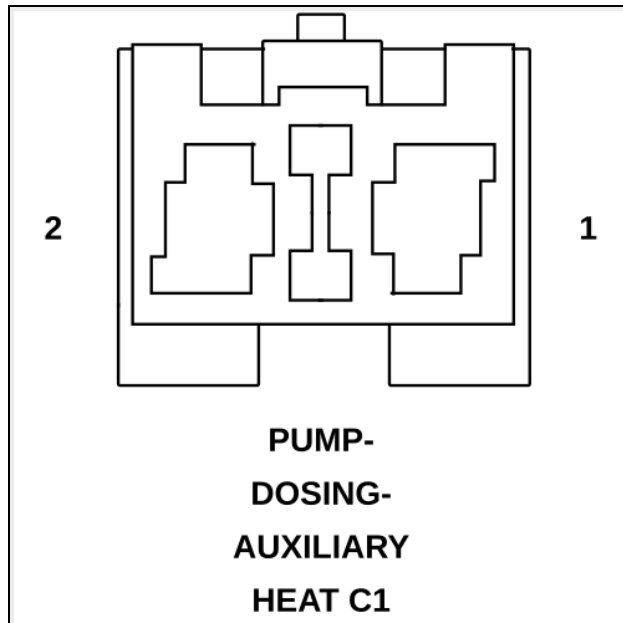
CAV	CIRCUIT	FUNCTION
2	55 1BR	GROUND



**PUMP-COMMON RAIL - BLACK 2 WAY**

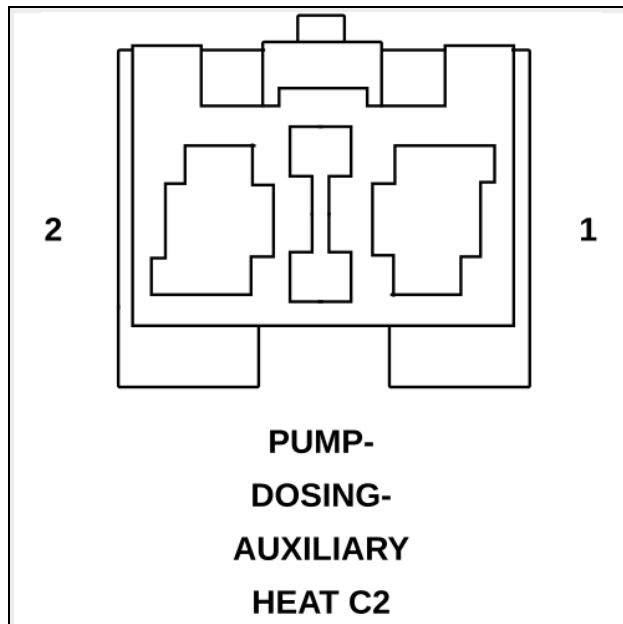
CAV	CIRCUIT	FUNCTION
1	1323 18DG/VT	-
2	1322 18DB/DG	-

---



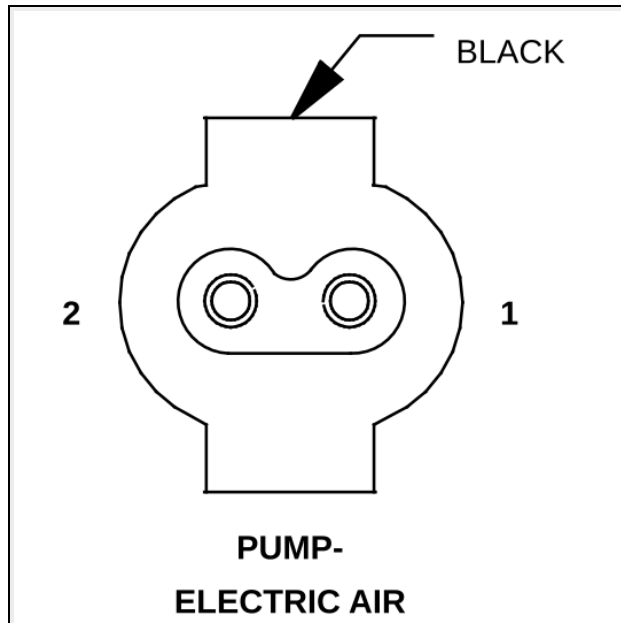
**PUMP-DOSING-AUXILIARY HEAT C1 - 2 WAY**

CAV	CIRCUIT	FUNCTION
1	2380 16BR	GROUND
2	2379 16DG/RD	-



**PUMP-DOSING-AUXILIARY HEAT C2 - 2 WAY**

CAV	CIRCUIT	FUNCTION
1	2797 16BR	GROUND
2	2771 16DG/RD	-



**PUMP-ELECTRIC AIR - 2 WAY**

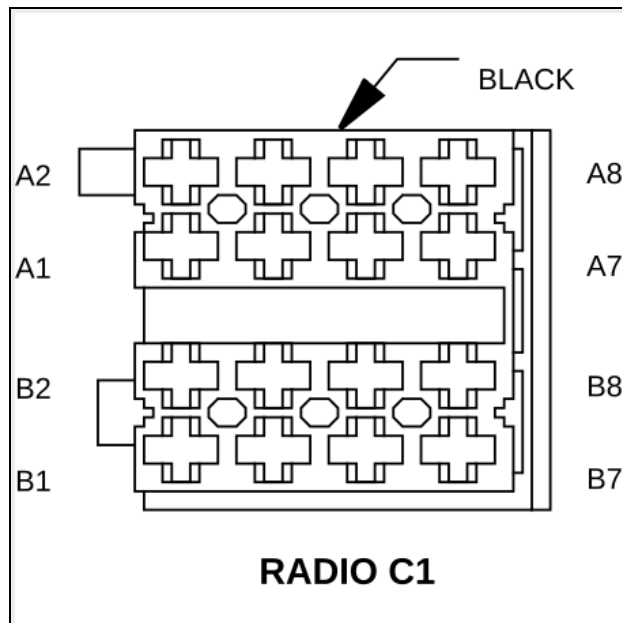
CAV	CIRCUIT	FUNCTION
1	3584 10BK	AIR PUMP RELAY OUTPUT
2	3582 10BR/WT	GROUND

**PUMP-WASHER-REAR DOOR - 2 WAY**

CAV	CIRCUIT	FUNCTION
1	520 18BR	GROUND
2	519 18VT/DB	POWER

**PUMP-WASHER-WINDSHIELD - 2 WAY**

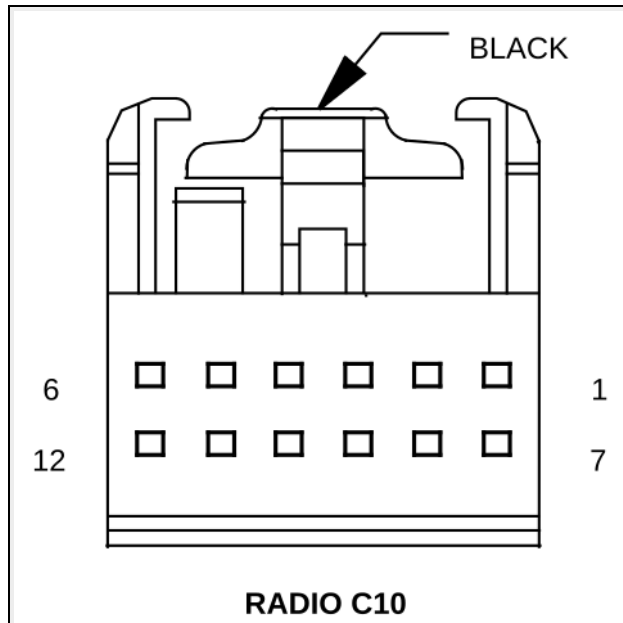
CAV	CIRCUIT	FUNCTION
1	22 18BR	-
2	21 18VT/DG	-



**RADIO C1 - BLACK 16 WAY**

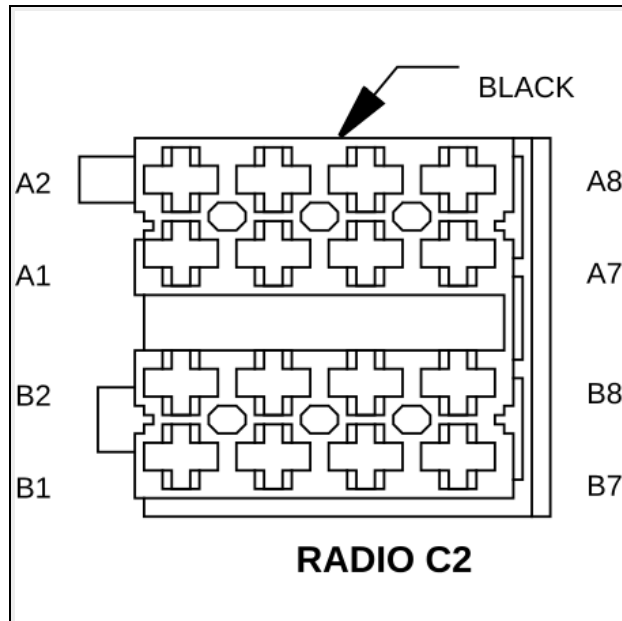
CAV	CIRCUIT	FUNCTION
A1	-	SPEED DEPENDENT VOLUME ADJUSTMENT
A2	-	K-CABLE
A3	-	TELEPHONE MUTE
A4	1551 14RD/BK	TERM.30
A5	U2884 18YL/BK	SWITCH OUTPUT ANTENNA
A5	4795 18YL/BK	SWITCH OUTPUT ANTENNA
A6	1542 20BR/RD	CAN B BUS (+)
A7	1541 20BR	CAN B BUS (-)
A8	1547 14BR	GROUND
B1	1988 14BR/PK	LOW FREQUENCY PLUS REAR RIGHT
B1	4745 14BR/PK	LOW FREQUENCY PLUS REAR RIGHT
B1	U2882 14BR/PK	LOW FREQUENCY PLUS REAR RIGHT
B2	1989 14BR/GY	LOW FREQUENCY MINUS REAR RIGHT
B2	4746 14BR/GY	LOW FREQUENCY MINUS REAR RIGHT
B2	U2883 14BR/GY	LOW FREQUENCY MINUS REAR RIGHT
B3	U2870 14BR/OR	LOW FREQUENCY PLUS FRONT RIGHT
B4	U2871 14BR/DB	LOW FREQUENCY PLUS FRONT RIGHT
B5	U2868 14BR/VT	LOW FREQUENCY PLUS FRONT LEFT
B6	U2869 14BR/DG	LOW FREQUENCY MINUS FRONT LEFT
B7	1994 14BR/RD	LOW FREQUENCY PLUS REAR LEFT
B7	4747 14BR/RD	LOW FREQUENCY PLUS REAR LEFT
B7	U2880 14BR/RD	LOW FREQUENCY PLUS REAR LEFT
B8	1995 14BR/WT	LOW FREQUENCY MINUS REAR LEFT
B8	4748 14BR/WT	LOW FREQUENCY MINUS REAR LEFT
B8	U2881 14BR/WT	LOW FREQUENCY MINUS REAR LEFT





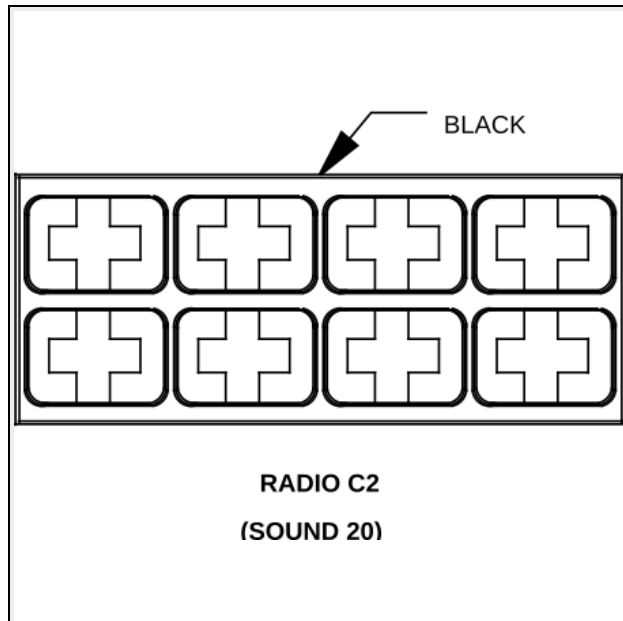
**RADIO C10 - BLACK 12 WAY**

CAV	CIRCUIT	FUNCTION
1	U8739 20VT	-
2	4309 20Beilauf	-
2	4273 20Beilauf	-
3	-	-
4	-	-
5	-	-
6	-	-
7	U8739 20VT	-
8	4308 20GY	-
8	4272 20GY	-
9	-	-
10	-	-
11	-	-
12	-	-



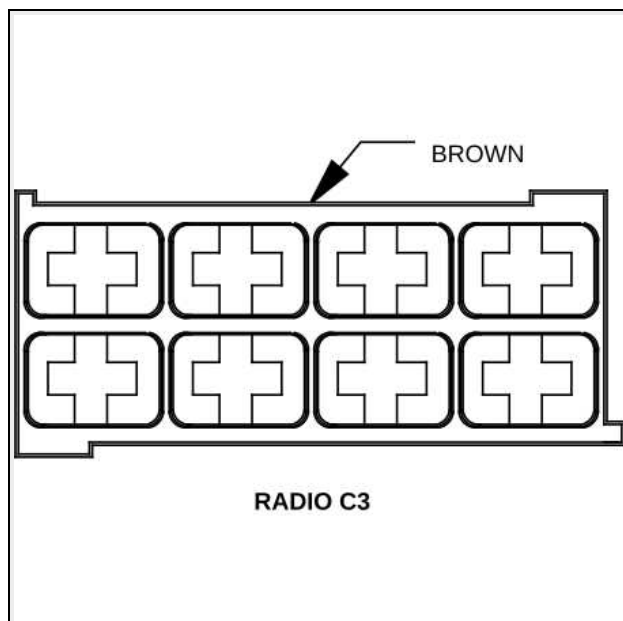
**RADIO C2 - 16 WAY**

CAV	CIRCUIT	FUNCTION
1	4364 14BR/PK	LOW FREQUENCY PLUS REAR RIGHT
2	4760 14BR/PK	LOW FREQUENCY PLUS FRONT RIGHT
3	U2882 14BR/PK	LOW FREQUENCY PLUS FRONT LEFT
4	4759 14BR/GY	LOW FREQUENCY PLUS REAR LEFT
5	U2883 14BR/GY	LOW FREQUENCY MINUS REAR RIGHT
6	4365 14BR/GY	LOW FREQUENCY PLUS FRONT RIGHT
7	U2870 14BR/OR	LOW FREQUENCY MINUS FRONT LEFT
8	U2871 14BR/DB	LOW FREQUENCY MINUS REAR LEFT
9	1999 20BR	CAN B BUS (-)
10	-	TELEPHONE MUTE
11	20 20BR/RD	CAN B BUS (+)
12	1997 12BR	GROUND
13	499 18YL/BK	CONTROL OUTPUT ANTENNA
13	U2884 18YL/BK	CONTROL OUTPUT ANTENNA
14	-	-
15	1996 14RD/BK	TERM.30
16	U3510 20DB/BK	WAKEUP MOST



**RADIO C2 - BLACK 8 WAY**

CAV	CIRCUIT	FUNCTION
9	1999 20BR	CAN B BUS (-)
10	-	-
11	20 20BR/RD	CAN B BUS (+)
12	1997 12BR	-
13	499 18YL/BK	-
13	U2884 18YLBK	-
14	-	-
15	1996 14RD/BK	-
16	U3510 20DB/BK	-



**RADIO C3 - BROWN 8 WAY**

CAV	CIRCUIT	FUNCTION
1	U2882 14BR/PK	-
1	22 14BR/PK	GROUND
1	4762 14BR/PK	-
2	U2870 14BR/OR	-
3	U2868 14BR/VT	-
4	24 14BR/RD	-
4	U2880 14BR/RD	-
4	4757 14BR/RD	-
5	U2883 14BR/GY	-
5	23 14BR/GY	-
5	4761 14BR/GY	-
6	U2871 14BR/DB	-
7	U2869 14BR/DG	-
8	25 14BR/WT	-
8	4758 14BR/WT	-
8	U2881 14BR/WT	-

#### RADIO C4 - 2 WAY

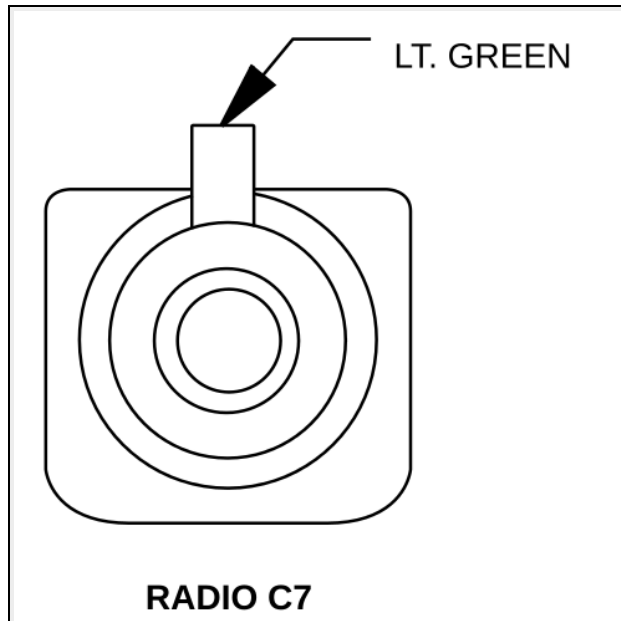
CAV	CIRCUIT	FUNCTION
1	211 16LWL/DG	INPUT ANTENNA HIGH FREQUENCY
1	2217 16LWL/DG	INPUT ANTENNA HIGH FREQUENCY
2	212 16LWL/DG	SHIELD-ANTENNA HIGH FREQUENCY
2	2136 16LWL/DG	SHIELD-ANTENNA HIGH FREQUENCY

#### RADIO C5 - 2 WAY

CAV	CIRCUIT	FUNCTION
1	2124 22TR	INPUT ANTENNA HIGH FREQUENCY
1	4778 22TR	INPUT ANTENNA HIGH FREQUENCY
2	2125 22	SHIELD-ANTENNA HIGH FREQUENCY
2	4782 22	SHIELD-ANTENNA HIGH FREQUENCY

#### RADIO C6 - 2 WAY

CAV	CIRCUIT	FUNCTION
1	2189 22TR	-
1	4786 22TR	-
2	2190 22	-
2	4789 22	-

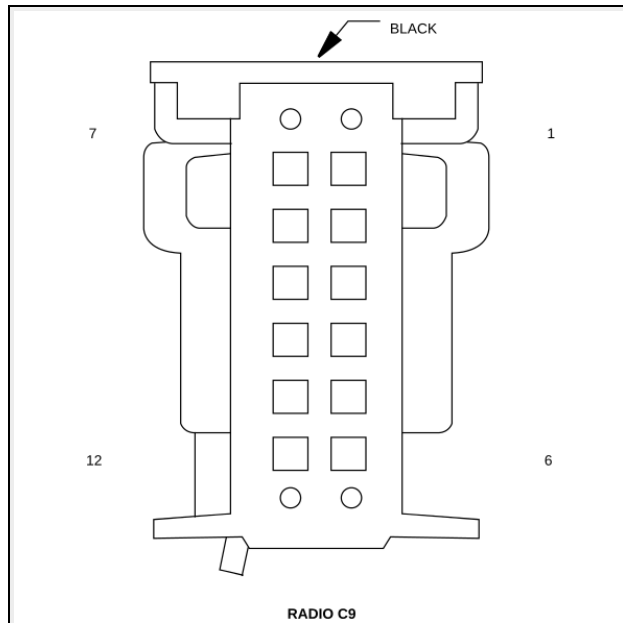


**RADIO C7 - LT. GREEN 2 WAY**

CAV	CIRCUIT	FUNCTION
1	3202 22NT	-
1	3204 22NT	-
2	3203 22	-
2	3205 22	-

**RADIO C8 - 2 WAY**

CAV	CIRCUIT	FUNCTION
1	4788 22TR	-
1	965 22TR	-
2	4791 22	-
2	966 22	-



**RADIO C9 - 2 WAY**

CAV	CIRCUIT	FUNCTION
1	3207 20PK	INPUT ANTENNA HIGH FREQUENCY
2	3209 20PK	INPUT ANTENNA HIGH FREQUENCY

**REGULATOR-BLOWER MOTOR - 4 WAY**

CAV	CIRCUIT	FUNCTION
1	10BR	GROUND
2	20GY	-
3	10BR	BLOWER MOTOR CONTROL
4	U162 10RD/WT	FUSED B(+)

**RELAY BLOCK - 75 WAY**

<b>CAV</b>	<b>CIRCUIT</b>	<b>FUNCTION</b>
11	2269 12BK/YL	-
12	2264 18BK/BR	-
14	2260 18BR	GROUND
15	2265 12RD/BR	-
21	2267 14DB/YL	-
22	U261E 18RD/BK	-
24	2261 18BR	GROUND
25	2266 14RD/VT	-
31	3160 18GY/BR	-
31	3409 18BR/DG	-
31	4553 18GY/BR	-
32	3159 18DB/RD	-
32	3412 18BK/VT	-
32	4552 18DB/RD	-
33	3410 18BR/YL	-
34	3158 18BR	GROUND
34	3413 18BR/WT	-
35	3157 18BR	GROUND
35	3416 18BR/DB	-
41	2294 12VT/DB	-
42	2297 18VT/YL	-
44	2295 18BR	GROUND
45	2296 12RD/YL	-
71	4188 18YL/RD	-
71	4430 18YL/RD	-
71	4773 18YL/RD	-
72	3358 18DB/GY	-
72	4185 18BK/VT	-
74	4203 18BR	GROUND
75	4187 18RD/VT	-

---

**RELAY-ADDITIONAL-TERMINAL 15 - 4 WAY**

<b>CAV</b>	<b>CIRCUIT</b>	<b>FUNCTION</b>
1	3319 18BR	GROUND
2	U365 18BK/BR	-
3	U775 10RD	-
4	U355 10BK	-

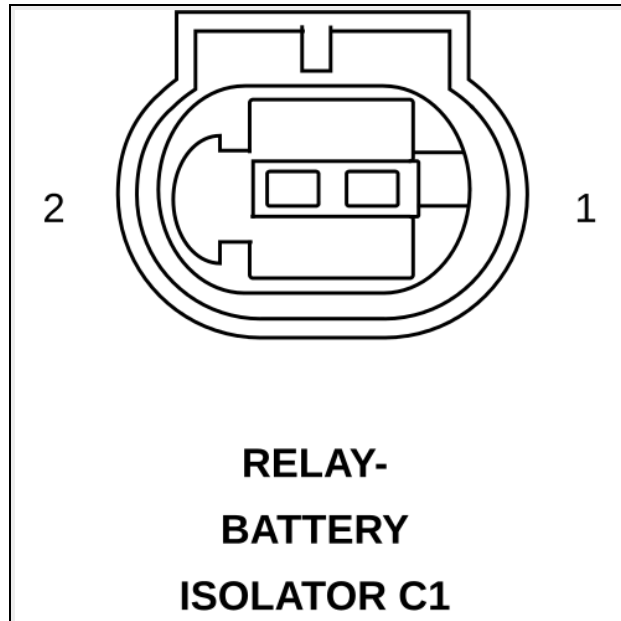
---

**RELAY-AUXILIARY FAN - 6 WAY**

CAV	CIRCUIT	FUNCTION
1	2345 10RD	-
2	U55 6BR	GROUND
3	2346 10BR	-
4	2350 18DB/WT	-
5	U54 6RD	-
6	2351 18DB/VT	-

**RELAY-AUXILIARY FAN-ROOF - 9 WAY**

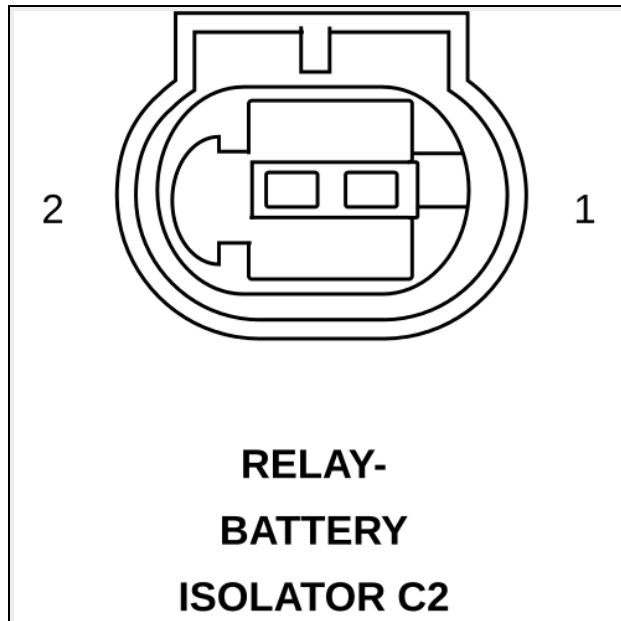
CAV	CIRCUIT	FUNCTION
1	3644 10RD	-
2	U58 6BR	GROUND
3	3642 10BR	-
5	U57 6RD	-
6	U58 18BR	GROUND
7	3647 18DB/WT	RELAY-AIR CONDITIONING VENTILATOR 2-REAR OF VEHICLE
9	3646 18DB/VT	RELAY-AIR CONDITIONING VENTILATOR 1-REAR OF VEHICLE



**RELAY-BATTERY ISOLATOR C1 - 2 WAY**

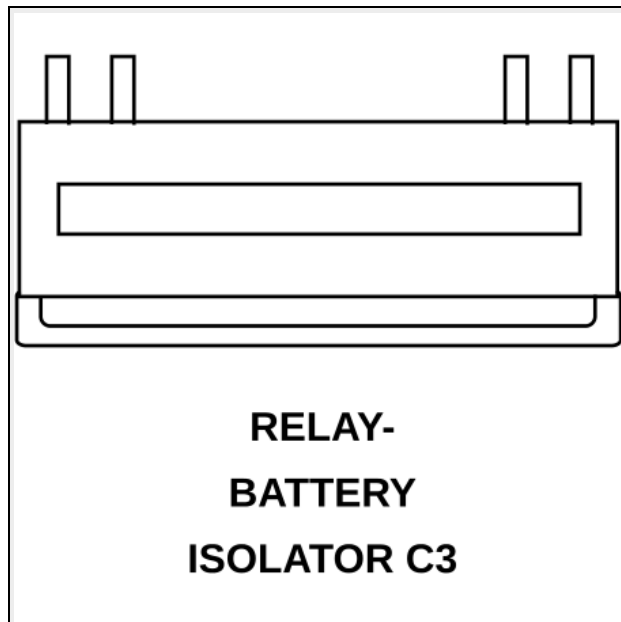
CAV	CIRCUIT	FUNCTION
1	424 1RD	-
2	5159 2RD	-





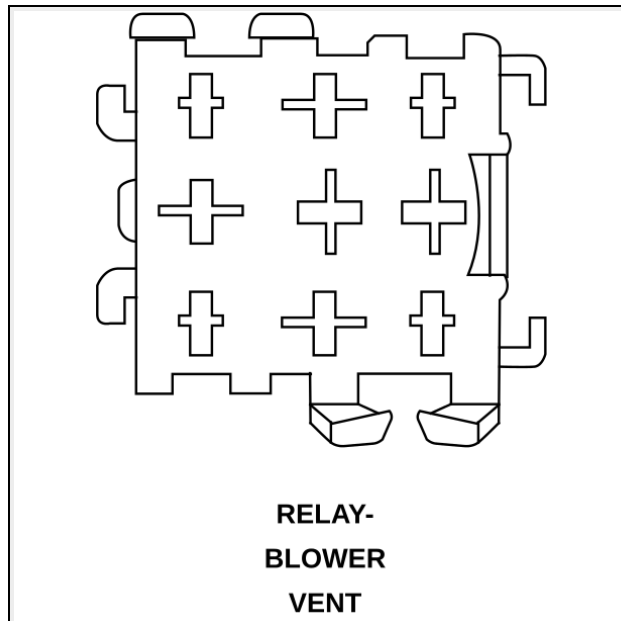
**RELAY-BATTERY ISOLATOR C2 - 2 WAY**

CAV	CIRCUIT	FUNCTION
1	1976 18BR	GROUND
2	U261 18RD/BK	-



**RELAY-BATTERY ISOLATOR C3 - 1 WAY**

CAV	CIRCUIT	FUNCTION
1	39 1RD	-



**RELAY-BLOWER VENT - 8 WAY**

CAV	CIRCUIT	FUNCTION
2	2531 10WT	-
4	2411 20YL/DG	-
6	2410 20BR	GROUND
8	2324 10RD	-

**RELAY-BODY HORN - 4 WAY**

CAV	CIRCUIT	FUNCTION
71	4188 18YL/RD	BODY HORN RELAY OUTPUT
71	4430 18YL/RD	BODY HORN RELAY OUTPUT
71	4773 18YL/RD	BODY HORN RELAY OUTPUT
72	3358 18DB/GY	BODY HORN RELAY CONTROL
72	4185 18BK/VT	BODY HORN RELAY CONTROL
73	-	-
74	2260 18BR	GROUND
75	4187 18RD/VT	FUSED B(+)

**RELAY-BODY MANUFACTURER 15 - 5 WAY**

CAV	CIRCUIT	FUNCTION
11	2269 12BK/YL	BODY MANUFACTURER 15 RELAY OUTPUT
12	2264 18BK/BR	FUSED B(+)
13	-	-
14	2260 18BR	GROUND
15	2265 12RD/BR	FUSED B(+)

**RELAY-ELECTRIC AIR PUMP - 4 WAY**

CAV	CIRCUIT	FUNCTION
1	1685 18DB/BR	ELECTRIC AIR PUMP CONTROL
2	U798 18BK/YL	FUSED MAIN RELAY OUTPUT
3	3583 8BK	AIR PUMP RELAY OUTPUT
4	3581 8RD	BUSED B+

---

**RELAY-ENGINE CONTROL - 5 WAY**

CAV	CIRCUIT	FUNCTION
30	INTERNAL	FUSED B(+)
85	132 18BK/WT	ENGINE CONTROL RELAY CONTROL
85	1693 18BK/WT	ENGINE CONTROL RELAY CONTROL
86	INTERNAL	FISED B(+)
87	INTERNAL	ENGINE CONTROL RELAY CONTROL
87A	-	-

---

**RELAY-FUEL PUMP - 5 WAY**

CAV	CIRCUIT	FUNCTION
30	INTERNAL	FUSED B(+)
85	1776 18RD/WT	FUEL PUMP RELAY CONTROL
85	1258 18RD/WT	FUEL PUMP RELAY CONTROL
86	INTERNAL	FUED ENGINE CONTROL RELAY OUTPUT
87	3820 12RD/DG	FUEL PUMP RELAY PUTPUT
87A	-	-

---

**RELAY-HEADLAMP WASHER - 5 WAY**

CAV	CIRCUIT	FUNCTION
41	2294 12VT/DB	HEADLAMP WASHER RELAY OUTPUT
42	2297 18VT/YL	HEADLAMP WASHER RELAY CONTROL
43	-	-
44	2295 18BR	GROUND
45	2296 12RD/YL	FUSED B(+)

---

**RELAY-HEATED WINDSHIELD - 4 WAY**

CAV	CIRCUIT	FUNCTION
1	976 18BR	GROUND
2	244 18RD/BR	-
3	984 6RD	-
4	U117 6RD/YL	-

---

**RELAY-HORN - 5 WAY**

CAV	CIRCUIT	FUNCTION
30	INTERNAL	HORNE RELAY OUTPUT
85	INTERNAL	HORN RELAY CONTROL
86	INTERNAL	TERMINAL 15 RELAY OUTPUT
87	INTERNAL	TERMINAL 15 RELAY OUTPUT
87A	-	-

---

**RELAY-ILLUMINATION - 5 WAY**

CAV	CIRCUIT	FUNCTION
31	3160 18GY/BR	-
31	3409 18BR/DG	-
31	4553 18GY/BR	-
32	3159 18DB/RD	ILLUNINATION RELAY CONTROL
32	3412 18BK/VT	ILLUNINATION RELAY CONTROL
32	4552 18DB/RD	ILLUNINATION RELAY CONTROL
33	3410 18BR/YL	-
34	3158 18BR	GROUND
34	3413 18BR/WT	GROUND
35	3157 18BR	GROUND
35	3416 18BR/DB	GROUND

---

**RELAY-REAR WINDOW DEFOGGER 1 - 8 WAY**

CAV	CIRCUIT	FUNCTION
1	-	-
2	1892 10RD/DB	FUSED B+
2	2861 14RD/DB	FUSED B+
3	-	-
3	-	-
4	250 18GY/DG	DEFOGGER RELAY 1 CONTROL
5	-	-
6	1894 18BR	GROUND
7	-	-
8	1899 10GY	DEFOGGER RELAY 1 OUTPUT
8	4541 10GY	DEFOGGER RELAY 1 OUTPUT

---

**RELAY-REAR WINDOW DEFOGGER 2 - 8 WAY**

CAV	CIRCUIT	FUNCTION
1	-	-
2	251 14RD/BK	FUSED B(+)
3	-	-
4	258 18BK/OR	FUSED B(+)
5	-	-
6	254 18BR/DB	DEFOGGER RELAY 2 CONTROL
7	-	-
8	255 14GY	DEFOGGER RELAY 2 OUTPUT
8	4544 14GY	DEFOGGER RELAY 2 OUTPUT

---

**RELAY-RELIEF-TERMINAL 15 - 4 WAY**

CAV	CIRCUIT	FUNCTION
1	3872 14BR	GROUND
2	3871 14BK/PK	-
3	U775 10RD	-
4	221 10BK/RD	-

---

**RELAY-STARTER - 5 WAY**

CAV	CIRCUIT	FUNCTION
30	INTERNAL	FUSED TERMINAL 15 RELAY OUTPUT
85	133 18RD/BK	STARTER RELAY CONTROL
85	293 18RD/BK	STARTER RELAY CONTROL
86	INTERNAL	FUSED ENGINE RELAY OUTPUT
87	INTERNAL	STARTER RELAY OUTPUT
87A	-	-

---

**RELAY-TERMINAL 15 - 5 WAY**

CAV	CIRCUIT	FUNCTION
30	INTERNAL	TERMINAL 15 RELAY CONTROL
85	INTERNAL	FUSED B(+)
86	INTERNAL	TERMINAL 15 RELAY CONTROL
87	INTERNAL	TRMINAL 15 RELAY OUTPUT
87A	-	-

---

**RELAY-TERMINAL 15R - 5 WAY**

CAV	CIRCUIT	FUNCTION
30	INTERNAL	-
85	INTERNAL	TERMINAL 15R RELAY CONTROL
86	INTERNAL	-
87	INTERNAL	TERMINAL 15R RELAY OUTPUT
87A	-	-

---

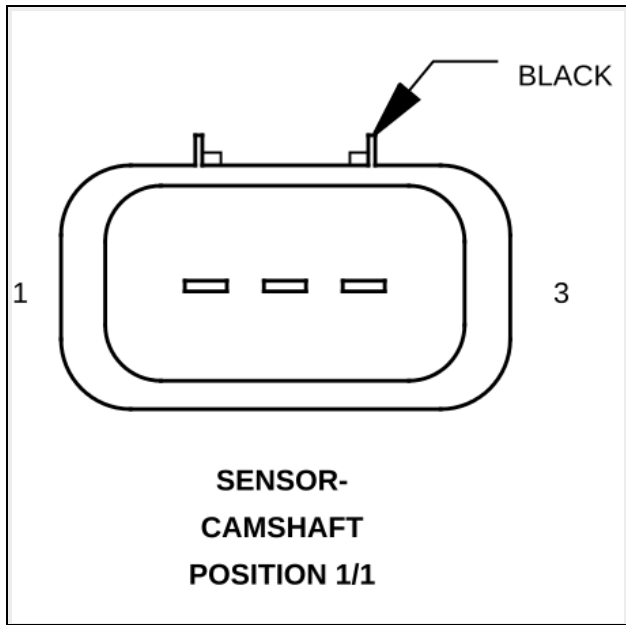
**RELAY-WIPER 1/2 FRONT - 5 WAY**

CAV	CIRCUIT	FUNCTION
30	INTERNAL	FRONT ON/OFF WIPER RELAY OUTPUT
85	INTERNAL	GROUND
86	INTERNAL	FRONT 1/2 WIPER RELAY CONTROL
87	361 12BK/VT	FRONT WIPER MOTOR OFF CONTROL
87A	360 12BK/DR	FRONT WIPER MOTOR ON CONTROL

---

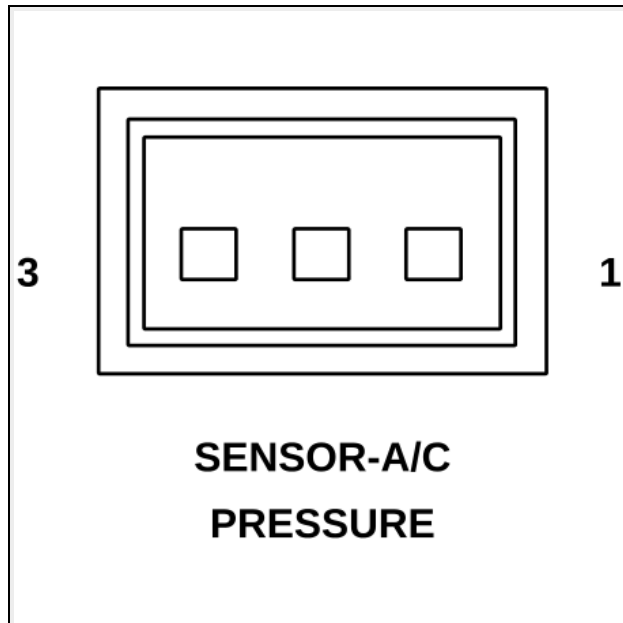
**RELAY-WIPER ON/OFF FRONT - 5 WAY**

CAV	CIRCUIT	FUNCTION
30	INTERNAL	FRONT ON/OFF WIPER RELAY OUTPUT
85	INTERNAL	GROUND
86	INTERNAL	FRONT ON/OFF WIPER RELAY CONTROL
87	INTERNAL	GROUND
87A	INTERNAL	FUSED B(+)



**SENSOR- CAMSHAFT POSITION 1/1 - BLACK 3 WAY**

CAV	CIRCUIT	FUNCTION
1	U6101 20BR/DG	SENSOR GROUND
2	1603 20DG/BR	CMP 1/1 SIGNAL
3	U795L 20BK/WT	FUSED MAIN RELAY OUTPUT



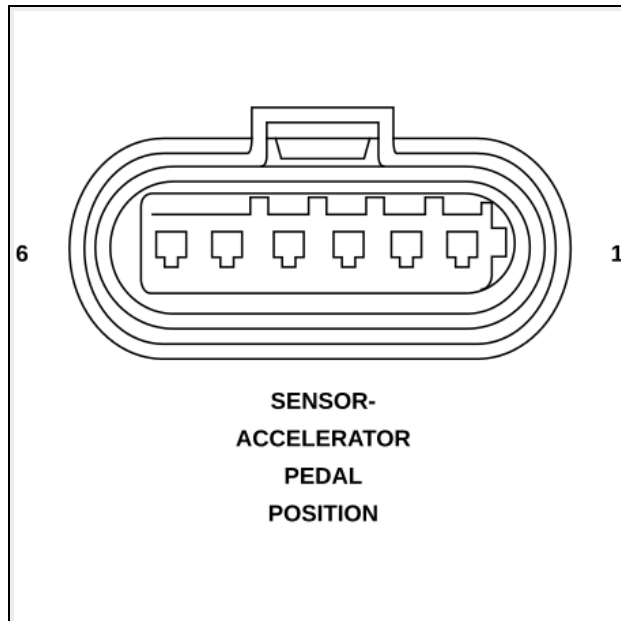
**SENSOR-A/C PRESSURE - 3 WAY**

CAV	CIRCUIT	FUNCTION
1	2339 20BR/DB	MINUS REFRIGERANT PRESSURE SENSOR
2	2340 20DG	SIGNAL-REFRIGERANT PRESSURE SENSOR
3	2341 20DB/RD	PLUS REFRIGERANT PRESSURE SENSOR

**SENSOR-A/C PRESSURE-ROOF - 3 WAY**

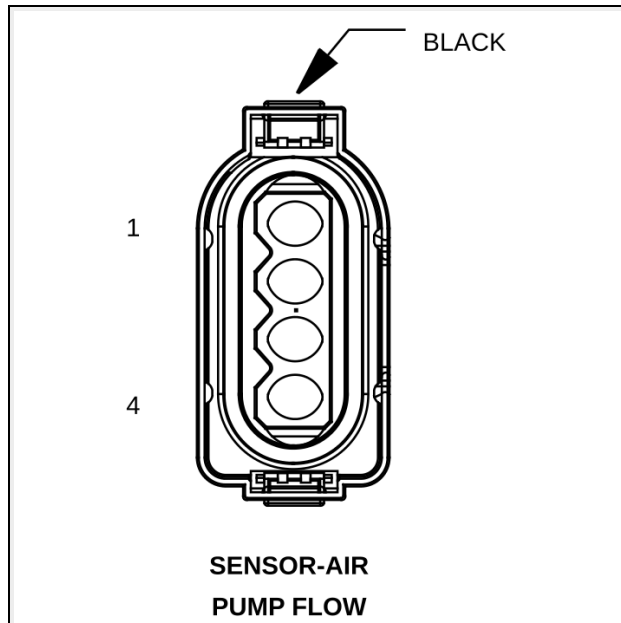
CAV	CIRCUIT	FUNCTION
1	3796 20BR/OR	MINUS REFRIGERANT PRESSURE SENSOR
2	3795 20DG	SIGNAL-REFRIGERANT PRESSURE SENSOR
3	3797 20DB/RD	PLUS REFRIGERANT PRESSURE SENSOR





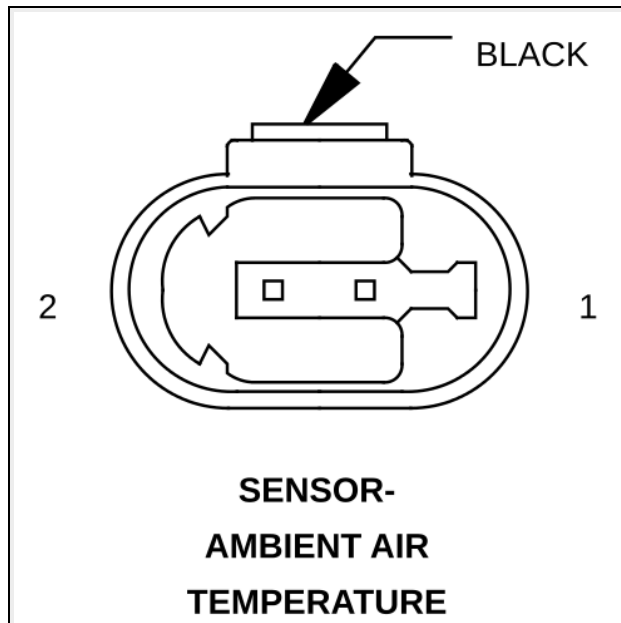
**SENSOR-ACCELERATOR PEDAL POSITION - 6 WAY**

CAV	CIRCUIT	FUNCTION
1	1267 20RD/YL	5 VOLT SUPPLY
1	U786 20RD/YL	5 VOLT SUPPLY
2	1268 20YL	APPS NO. 1 SIGNAL
2	1664 20YL	APPS NO. 1 SIGNAL
3	1269 20BR/YL	APPS NO. 1 SENSOR GROUND
3	1663 20BR/YL	APPS NO. 1 SENSOR GROUND
4	1266 20BR/WT	APPS NO. 2 SENSOR GROUND
4	1662 20BR/WT	APPS NO. 2 SENSOR GROUND
5	2857 20PK/WT	5 VOLT SUPPLY
5	U786 20RD/YL	5 VOLT SUPPLY
6	1270 20WT	APPS NO. 2 SIGNAL
6	1665 20WT	APPS NO. 2 SIGNAL



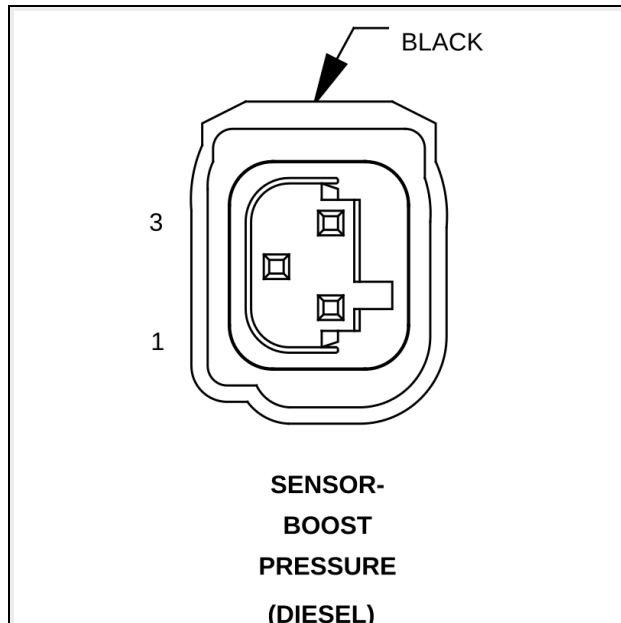
**SENSOR-AIR PUMP FLOW - BLACK 4 WAY**

CAV	CIRCUIT	FUNCTION
1	1773 20BR/WT	GROUND
2	1772 20VT	5 VOLT SUPPLY
3	1771 20VT/DG	AIR PUMP FLOW SIGNAL
4	-	-



**SENSOR-AMBIENT AIR TEMPERATURE - BLACK 2 WAY**

CAV	CIRCUIT	FUNCTION
1	522 20BR	SENSOR GROUND
2	523 20DG	AAT SIGNAL



**SENSOR-BOOST PRESSURE - BLACK 3 WAY**

CAV	CIRCUIT	FUNCTION
1	1326 20BR	BOOST PRESSURE SENSOR GROUND
2	1327 20YL/DG	BOOST PRESSURE SENSOR SIGNAL
3	1240 20PK/YL	BOOST PRESSURE SENSOR 5 VOLT SUPPLY

**SENSOR-BRAKE-LEFT FRONT - 2 WAY**

CAV	CIRCUIT	FUNCTION
1	536 20WT	-
2	537 20BK	-

**SENSOR-BRAKE-LEFT REAR - 2 WAY**

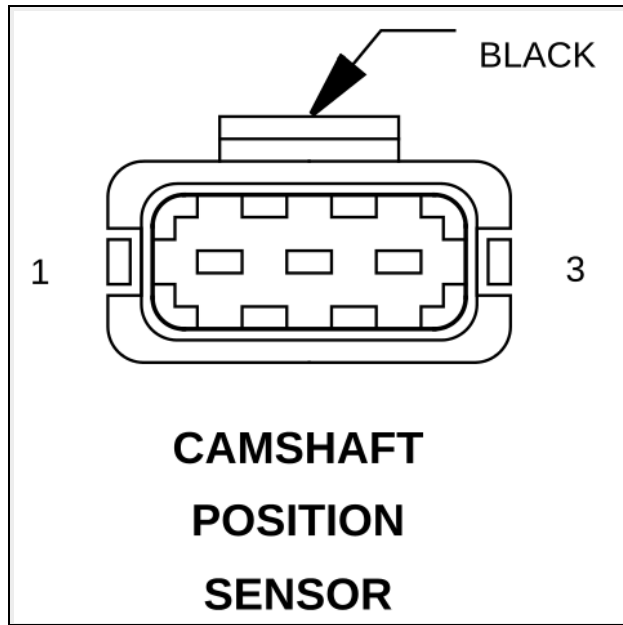
CAV	CIRCUIT	FUNCTION
1	529 20WT	-
2	530 20BK	-

**SENSOR-BRAKE-RIGHT FRONT - 2 WAY**

CAV	CIRCUIT	FUNCTION
1	538 20WT	-
2	539 20BK	-

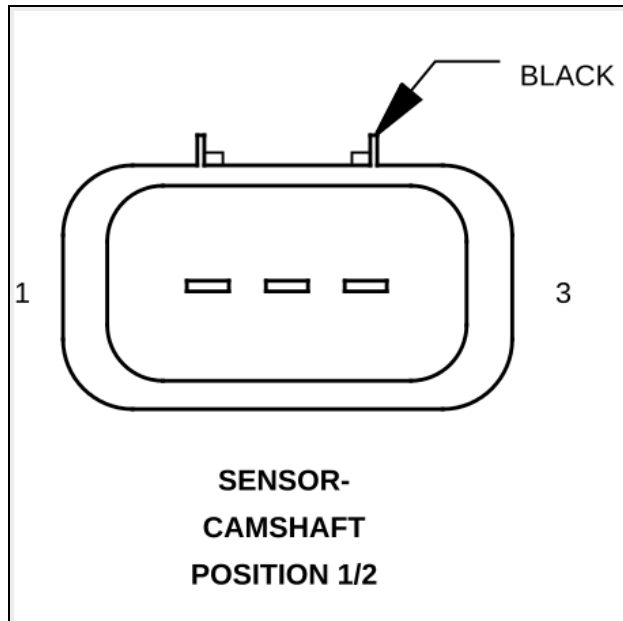
**SENSOR-BRAKE-RIGHT REAR - 2 WAY**

CAV	CIRCUIT	FUNCTION
1	531 20WT	-
2	532 20BK	-



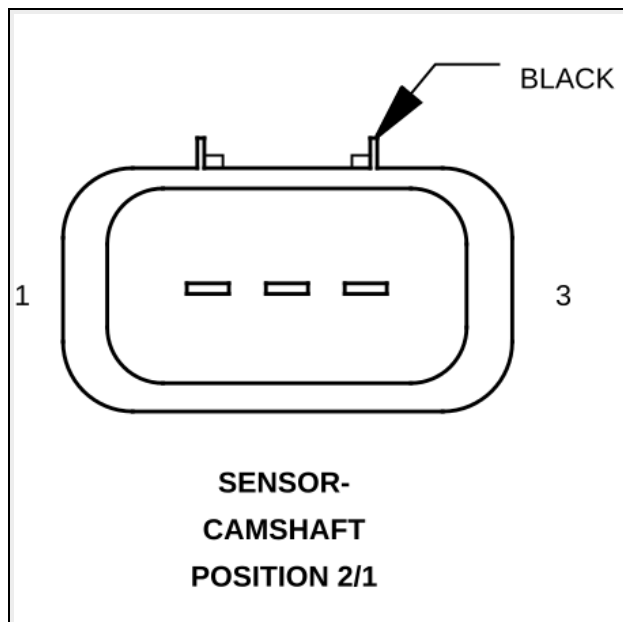
**SENSOR-CAMSHAFT POSITION - BLACK 3 WAY**

CAV	CIRCUIT	FUNCTION
1	1302 20BR/YL	CAMSHAFT POSITION SENSOR GROUND
2	1304 20YL/GY	CAMSHAFT POSITION SENSOR SIGNAL
3	1303 20RD/YL	CAMSHAFT POSITION SENSOR 5 VOLT SUPPLY



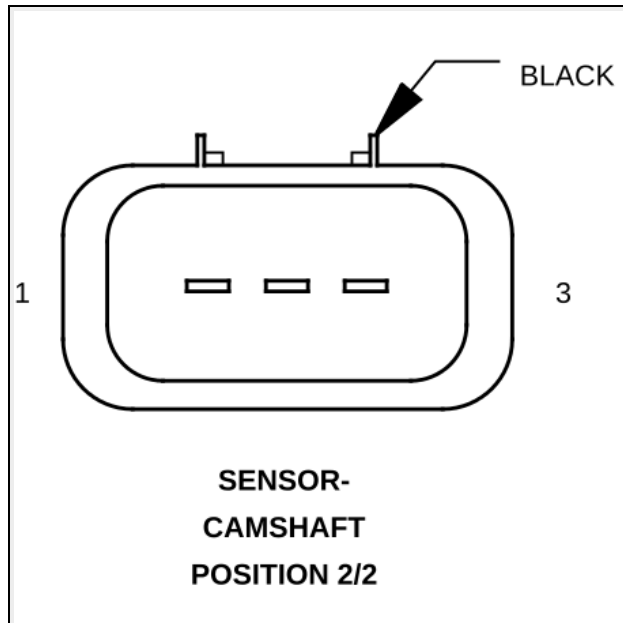
**SENSOR-CAMSHAFT POSITION 1/2 - BLACK 3 WAY**

CAV	CIRCUIT	FUNCTION
1	U6101 20BR/DG	SENSOR GROUND
2	1605 20DG/BK	CMP 1/2 SIGNAL
3	U795 20BK/WT	FUSED MAIN RELAY OUTPUT



**SENSOR-CAMSHAFT POSITION 2/1 - BLACK 3 WAY**

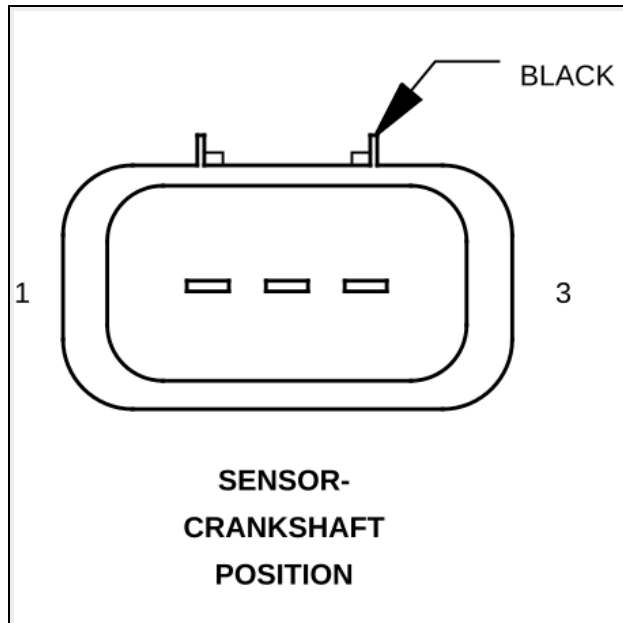
CAV	CIRCUIT	FUNCTION
1	U6102 20BR/DB	SENSOR GROUND
2	1604 20DG/DB	CMP 2/1 SIGNAL
3	U794 20BK/GY	FUSED MAIN RELAY OUTPUT



**SENSOR-CAMSHAFT POSITION 2/2 - BLACK 3 WAY**

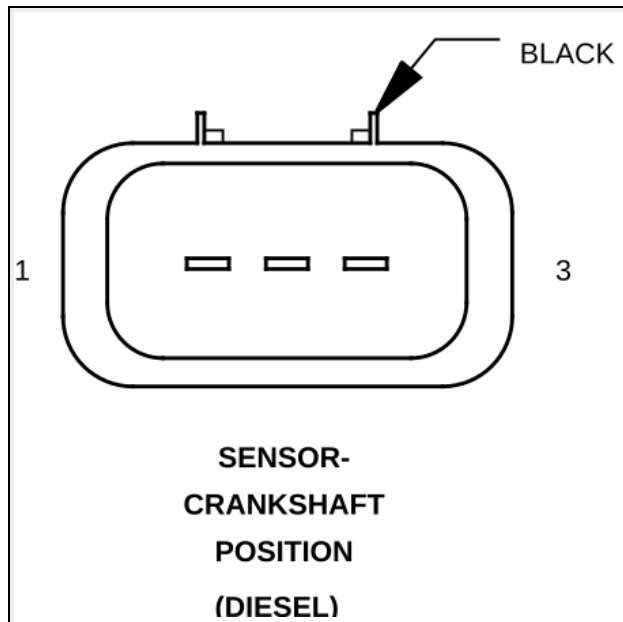
CAV	CIRCUIT	FUNCTION
1	U6102 20BR/DB	SENSOR GROUND
2	1606 20DG/PK	CMP 2/2 SIGNAL
3	U794 20BK/GY	FUSED MAIN RELAY OUTPUT

---



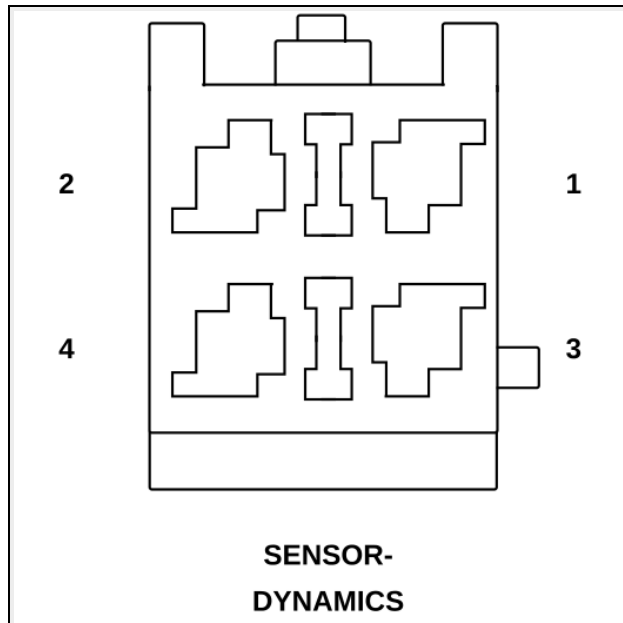
**SENSOR-CRANKSHAFT POSITION - BLACK 3 WAY**

CAV	CIRCUIT	FUNCTION
1	1609 20DB/DG	SENSOR GROUND
2	1607 20DG/WT	CKP SIGNAL
3	U778 20WT/RD	5 VOLT SUPPLY



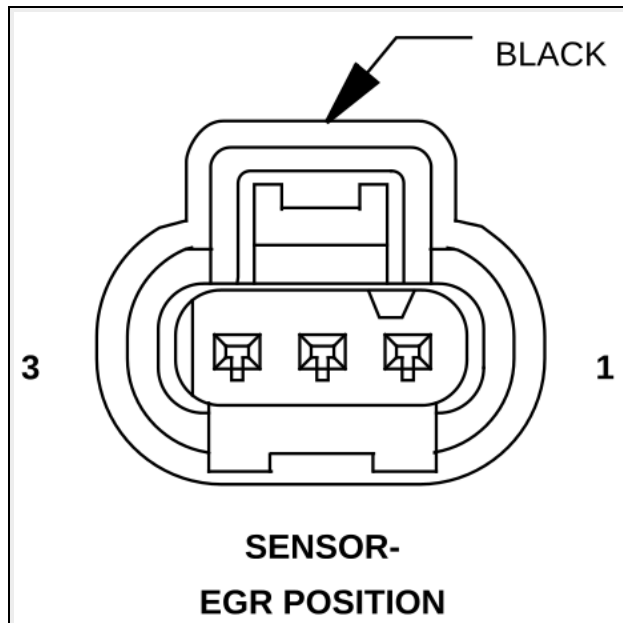
**SENSOR-CRANKSHAFT POSITION - BLACK 3 WAY**

CAV	CIRCUIT	FUNCTION
1	1299 20DB/GY	CRANKSHAFT POSITION SENSOR SIGNAL 2
2	1300 20GY/BK	CRANKSHAFT POSITION SENSOR SIGNAL 1
3	1472 20RD/DB	CRANKSHAFT POSITION SENSOR 5 VOLT SUPPLY



**SENSOR-DYNAMICS - 4 WAY**

CAV	CIRCUIT	FUNCTION
1	261 20BR	GROUND
2	18 20DG	CAN C BUS (-)
3	17 20DG/WT	CAN C BUS (+)
4	U371 20BK/RD	INPUT TERM.15



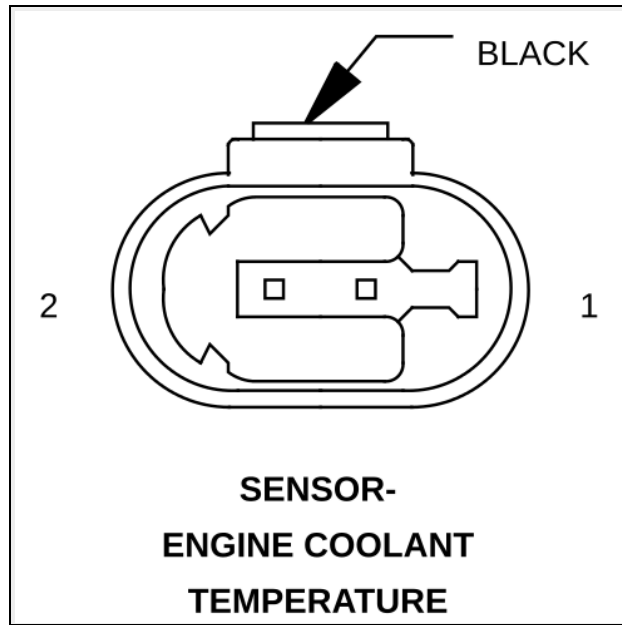
**SENSOR-EGR POSITION - BLACK 3 WAY**

CAV	CIRCUIT	FUNCTION
1	U760 20RD/YL	-
2	4134 20VT/GY	-
3	4133 20GY/BR	-



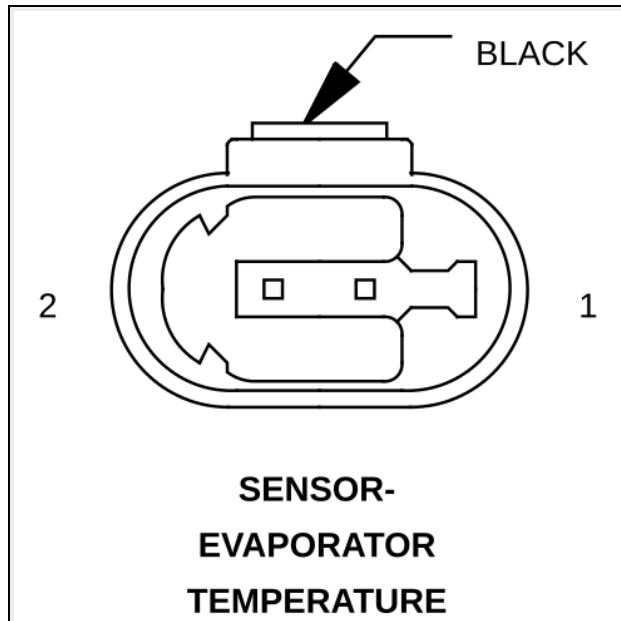
**SENSOR-EGR TEMPERATURE - 2 WAY**

CAV	CIRCUIT	FUNCTION
1	4129 20YL/DB	-
2	4130 20DB/YL	-



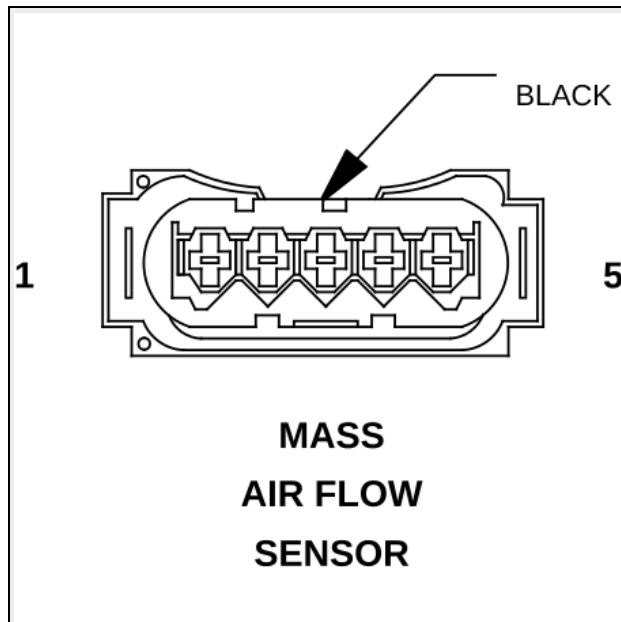
**SENSOR-ENGINE COOLANT TEMPERATURE - BLACK 2 WAY**

CAV	CIRCUIT	FUNCTION
1	1295 20GY/DG	ENGINE COOLANT TEMPERATURE SENSOR GROUND
1	U6102 20BR/DB	SENSOR GROUND
2	1294 20DG/RD	ENGINE COOLANT TEMPERATURE SENSOR SIGNAL
2	1600 20DG/YL	ECT SIGNAL



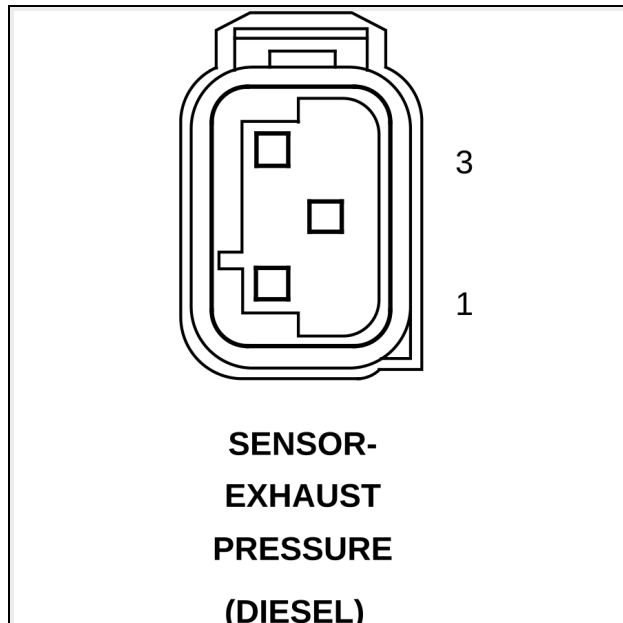
**SENSOR-EVAPORATOR TEMPERATURE - BLACK 2 WAY**

CAV	CIRCUIT	FUNCTION
1	2400 20DB	-
2	2401 20PK	-



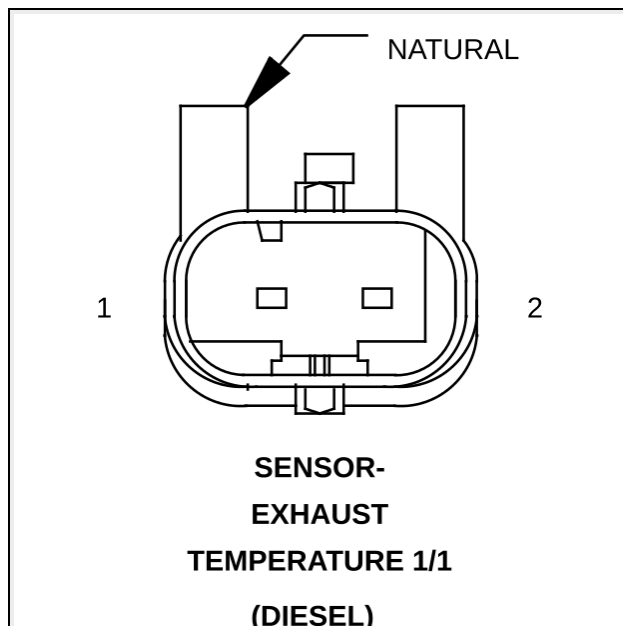
**SENSOR-EXHAUST DIFFERENTIAL PRESSURE - 5 WAY**

CAV	CIRCUIT	FUNCTION
1	1264 20DB/PK	EXHAUST DIFFERENTIAL PRESSURE SENSOR SIGNAL
2	1263 20BR/DB	EXHAUST DIFFERENTIAL PRESSURE SENSOR GROUND
3	1265 20PK/DB	EXHAUST DIFFERENTIAL PRESSURE SENSOR 5 VOLT SUPPLY
4	-	-
5	-	-



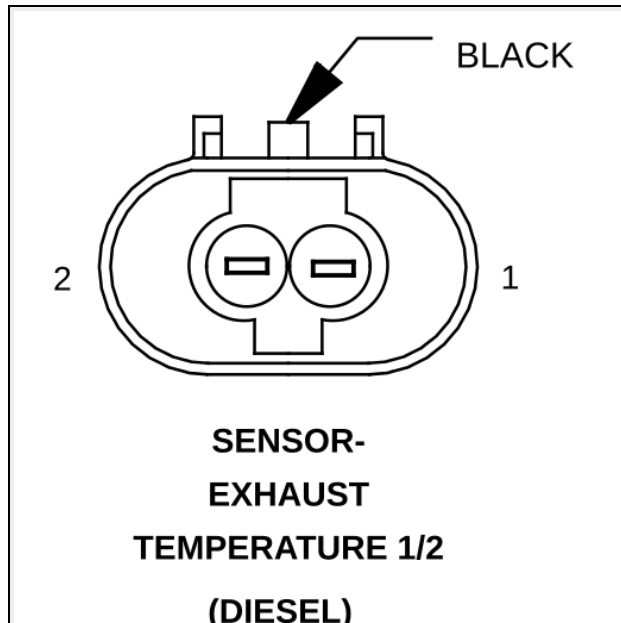
**SENSOR-EXHAUST PRESSURE - 3 WAY**

CAV	CIRCUIT	FUNCTION
1	271 20PK/WT	EXHAUST GAS PRESSURE SENSOR 5 VOLT SUPPLY
2	1473 20PK/BR	EXHAUST GAS PRESSURE SENSOR GROUND
3	1316 20DB/PK	EXHAUST GAS PRESSURE SENSOR SIGNAL



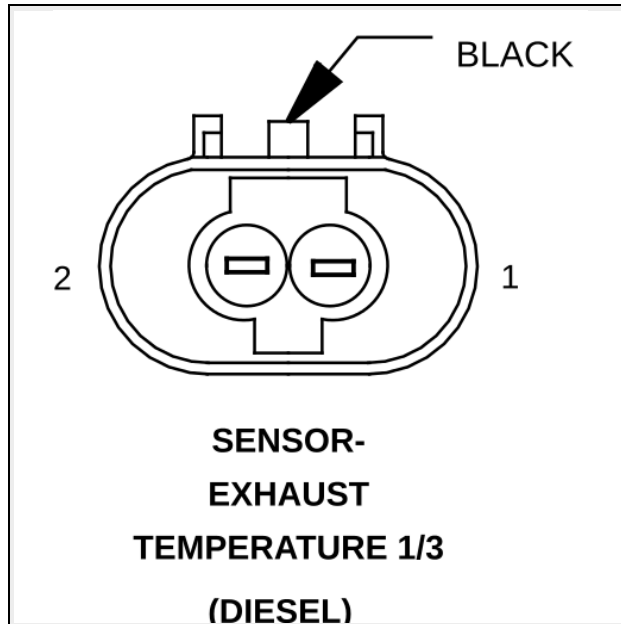
**SENSOR-EXHAUST TEMPERATURE 1/1 - NATURAL 2 WAY**

CAV	CIRCUIT	FUNCTION
1	4131 20OR/GY	EXHAUST GAS TEMPERATURE 1/1 SIGNAL
2	4132 20GY/OR	EXHAUST GAS TEMPERATURE 1/1 GROUND



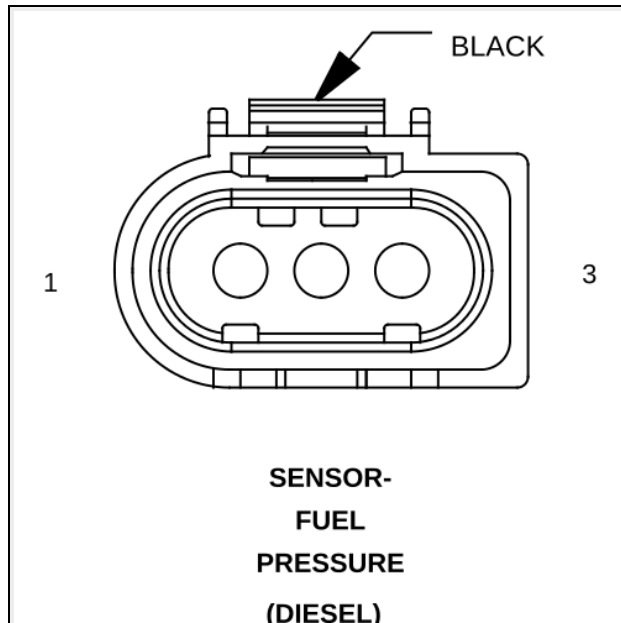
**SENSOR-EXHAUST TEMPERATURE 1/2 - BLACK 2 WAY**

CAV	CIRCUIT	FUNCTION
1	421 20VT/RD	EXHAUST GAS TEMPERATURE 1/2 GROUND
2	422 20BR/VT	EXHAUST GAS TEMPERATURE 1/2 SIGNAL



**SENSOR-EXHAUST TEMPERATURE 1/3 - BLACK 2 WAY**

CAV	CIRCUIT	FUNCTION
1	1320 20PK	EXHAUST GAS TEMPERATURE 1/3 GROUND
2	1311 20BR/PK	EXHAUST GAS TEMPERATURE 1/3 SIGNAL

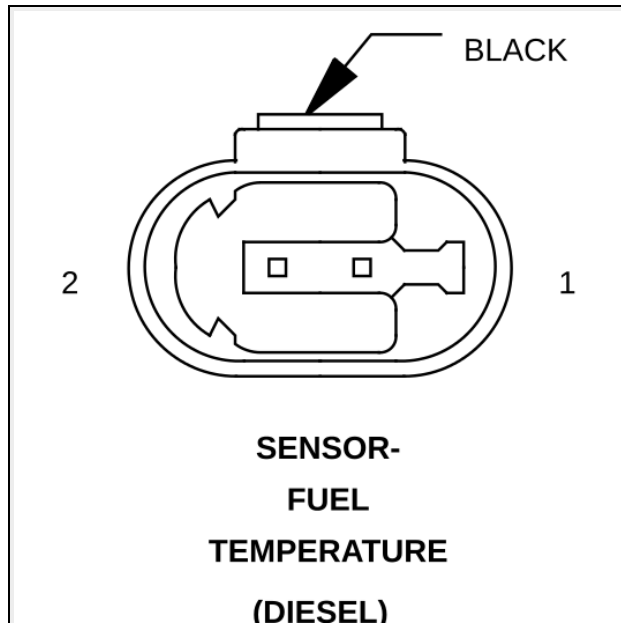


**SENSOR-FUEL PRESSURE - BLACK 2 WAY**

CAV	CIRCUIT	FUNCTION
1	1320 20OR	FUEL PRESSURE SENSOR GROUND
2	1319 20VT/DG	FUEL PRESSURE SENSOR SIGNAL
3	1321 20YL/VT	FUEL PRESSURE SENSOR 5 VOLT SUPPLY

**SENSOR-FUEL TANK PRESSURE - 3 WAY**

CAV	CIRCUIT	FUNCTION
A	1687 20BR/VT	-
B	1686 20DG/VT	-
C	1688 20VT/RD	-



**SENSOR-FUEL TEMPERATURE - BLACK 2 WAY**

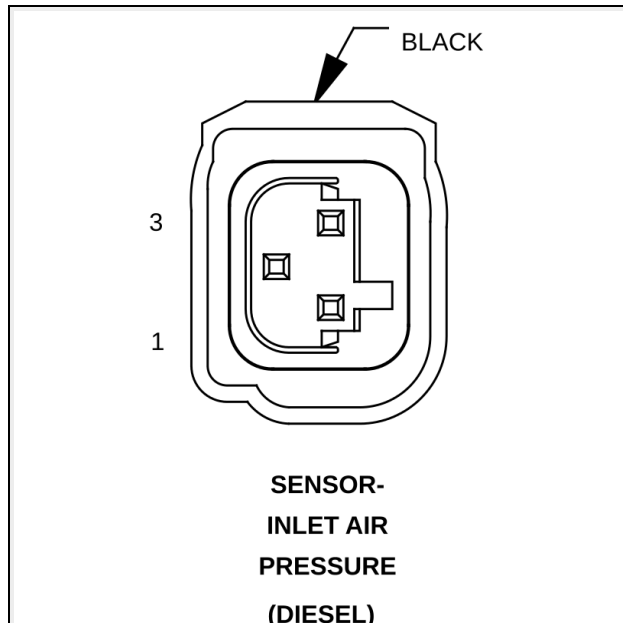
CAV	CIRCUIT	FUNCTION
1	1286 20WT/YL	FUEL TEMPERATURE SENSOR GROUND
2	1287 20WT/BR	FUEL TEMPERATURE SENSOR SIGNAL

**SENSOR-HEADLAMP LEVEL-FRONT - 4 WAY**

CAV	CIRCUIT	FUNCTION
1	2471 20YL/BR	SENSOR GROUND
2	2473 20YL/RD	SENSOR SUPPLY
3	-	-
4	2472 20YL/DG	FRONT HEADLAMP LEVEL SIGNAL

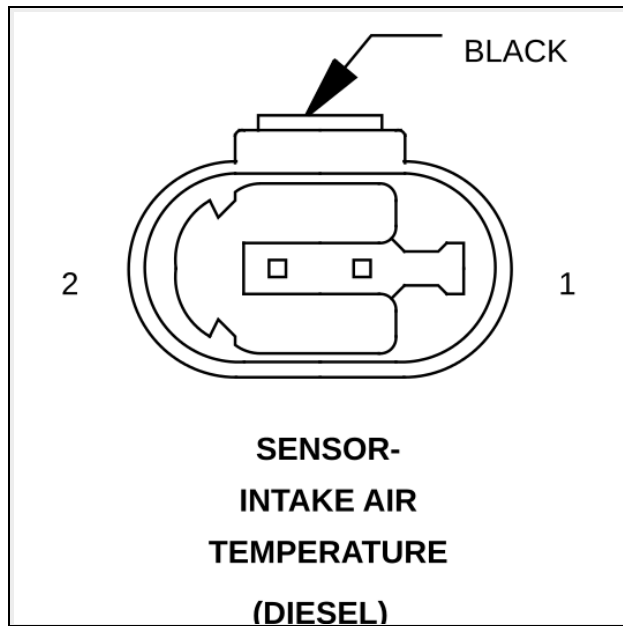
**SENSOR-HEADLAMP LEVEL-REAR - 4 WAY**

CAV	CIRCUIT	FUNCTION
1	2474 20WT/BR	SENSOR GROUND
2	2476 20WT/RD	SENSOR SUPPLY
3	-	-
4	2475 20WT/DG	REAR HEADLAMP LEVEL SIGNAL



**SENSOR-INLET AIR PRESSURE - BLACK 2 WAY**

CAV	CIRCUIT	FUNCTION
1	1315 20VT/BR	INLET AIR PRESSURE SENSOR GROUND
2	1330 20VT/YL	INLET AIR PRESSURE SENSOR SIGNAL
3	156 20PK/VT	INLET AIR PRESSURE SENSOR 5 VOLT SUPPLY



**SENSOR-INTAKE AIR TEMPERATURE - BLACK 2 WAY**

CAV	CIRCUIT	FUNCTION
1	1288 20BR/DG	INTAKE AIR TEMPERATURE SENSOR GROUND
2	1289 20DG/WT	INTAKE AIR TEMPERATURE SENSOR SIGNAL

**SENSOR-INTRUSION 1 C1 - 1 WAY**

CAV	CIRCUIT	FUNCTION
1	3831 20RD/DB	INTRUSION SENSOR 1 SUPPLY

---

**SENSOR-INTRUSION 1 C2 - 1 WAY**

CAV	CIRCUIT	FUNCTION
1	3832 20YL/DB	VTSS INDICATOR LAMP

---

**SENSOR-INTRUSION 1 C3 - 1 WAY**

CAV	CIRCUIT	FUNCTION
1	3833 20BR/DB	INTRUSION SENSOR 1 DATA 1

---

**SENSOR-INTRUSION 1 C4 - 1 WAY**

CAV	CIRCUIT	FUNCTION
1	3834 20WT/DB	INTRUSION SENSOR 1 CLOCK

---

**SENSOR-INTRUSION 1 C5 - 1 WAY**

CAV	CIRCUIT	FUNCTION
1	3835 20DG/DB	INTRUSION SENSOR 1 DATA 2

---

**SENSOR-INTRUSION 1 C6 - 1 WAY**

CAV	CIRCUIT	FUNCTION
1	3836 20BK/DB	INTRUSION SENSOR 1 DATA 3

---

**SENSOR-INTRUSION 1 C7 - 1 WAY**

CAV	CIRCUIT	FUNCTION
1	3837 20BR	GROUND

---



**SENSOR-INTRUSION 2 - 4 WAY**

CAV	CIRCUIT	FUNCTION
1	2281 20BR	GROUND
2	2272 20YL/DB	-
3	U245 20BK/DB	-
4	U762 20RD/DB	-

---

**SENSOR-INTRUSION 3 - 4 WAY**

CAV	CIRCUIT	FUNCTION
1	2282 20BR	GROUND
2	2270 20WT/DB	-
3	U245 20BK/DB	-
4	U762 20RD/DB	-

---

**SENSOR-KNOCK 1 - 2 WAY**

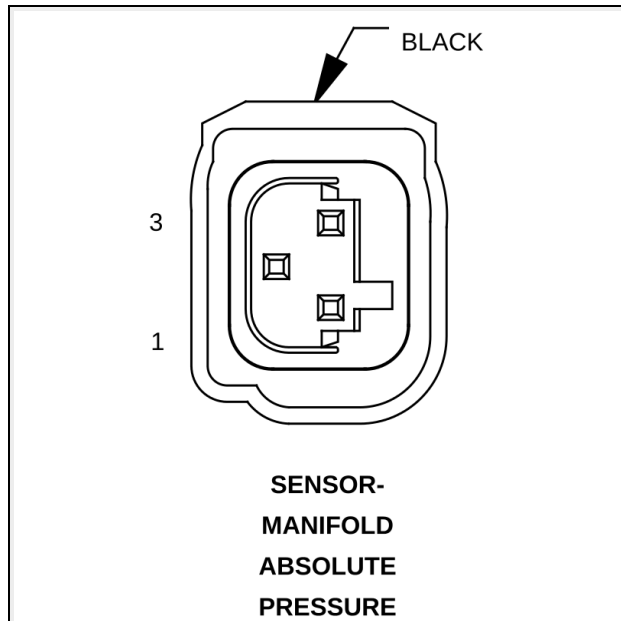
CAV	CIRCUIT	FUNCTION
1	1637 20PK/VT	KS 1 SIGNAL
2	1636 20WT/DG	KS 1 RETURN

---

**SENSOR-KNOCK 2 - 2 WAY**

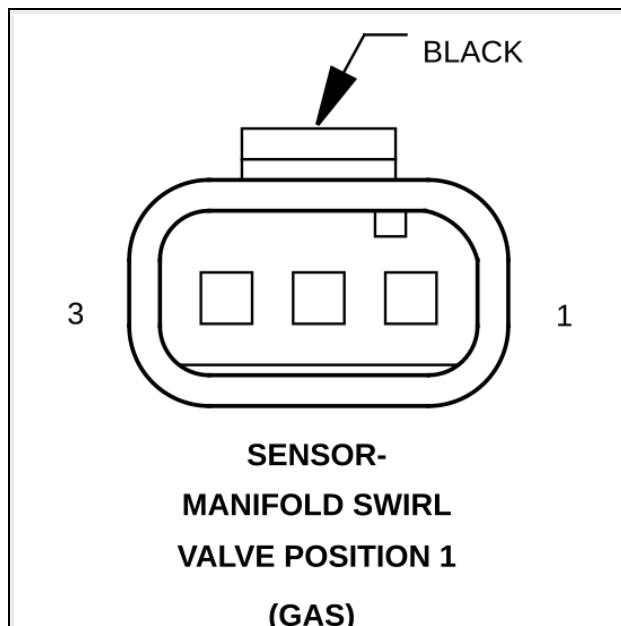
CAV	CIRCUIT	FUNCTION
1	1634 20PK	KS 2 SIGNAL
2	1635 20WT/PK	KS 2 RETURN

---



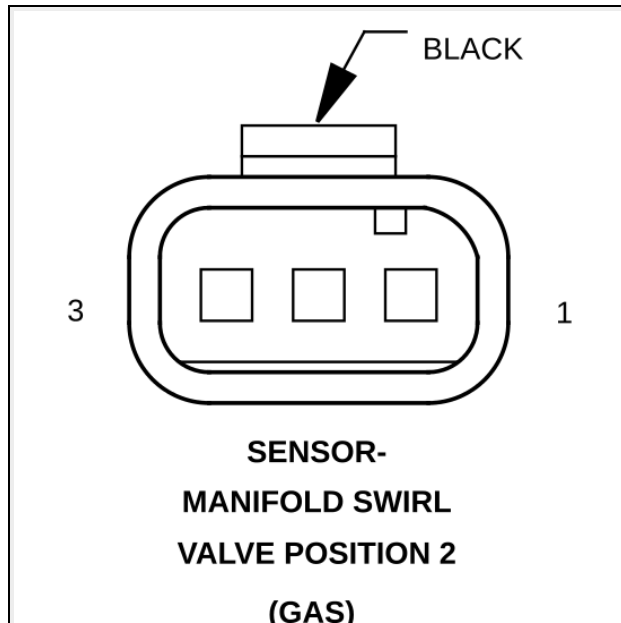
**SENSOR-MANIFOLD ABSOLUTE PRESSURE - BLACK 3 WAY**

CAV	CIRCUIT	FUNCTION
1	U6101 20BR/DG	SENSOR GROUND
2	1596 20VT/DB	MAP SIGNAL
3	U779 20PK/DB	5 VOLT SUPPLY



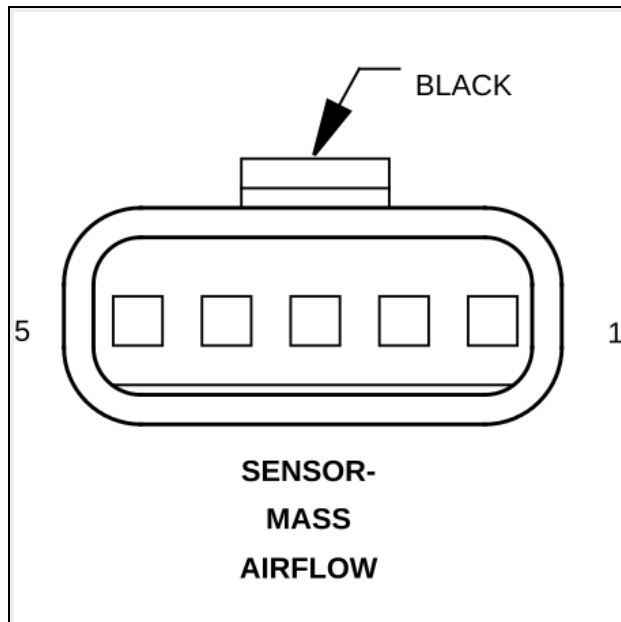
**SENSOR-MANIFOLD SWIRL VALVE POSITION 1 - BLACK 3 WAY**

CAV	CIRCUIT	FUNCTION
1	U779 20PK/DB	5 VOLT SUPPLY
2	U6101 20BR/DG	SENSOR GROUND
3	1601 20DG/VT	MANIFOLD SWIRL POSITION 1 SIGNAL



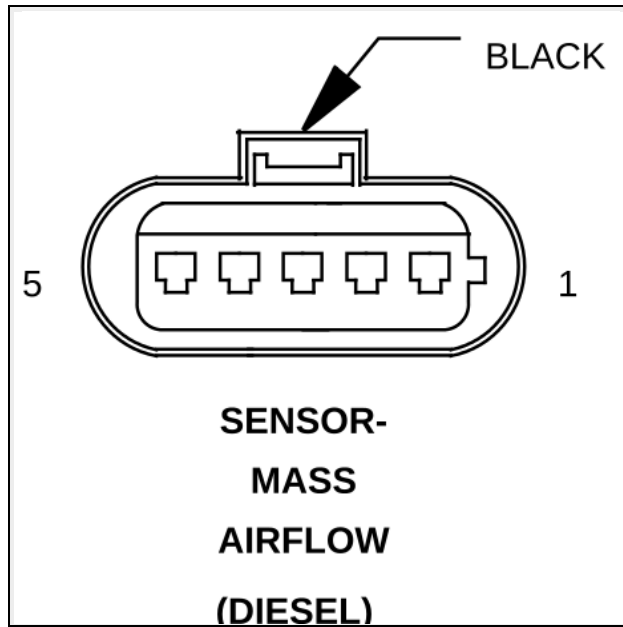
**SENSOR-MANIFOLD SWIRL VALVE POSITION 2 - BLACK 3 WAY**

CAV	CIRCUIT	FUNCTION
1	U779 20PK/DB	5 VOLT SUPPLY
2	U6102 20BR/DB	SENSOR GROUND
3	1602 20PK/DG	MANIFOLD SWIRL POSITION 2 SIGNAL



**SENSOR-MASS AIR FLOW - BLACK 5 WAY**

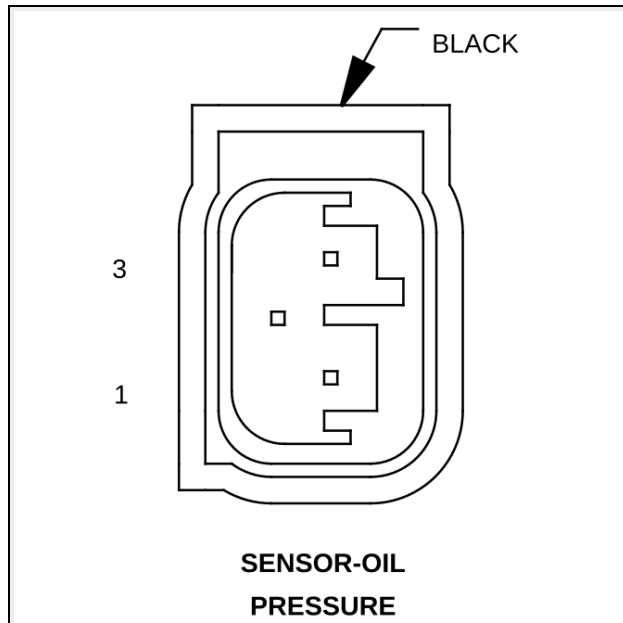
CAV	CIRCUIT	FUNCTION
1	U795 20BK/WT	FUSED MAIN RELAY OUTPUT
2	1629 20YL/GY	SENSOR GROUND
3	1630 20YL/WT	IAT SIGNAL
4	496 20YL/PK	5 VOLT SUPPLY
5	1631 20YL/BR	MAF SIGNAL



**SENSOR-MASS AIR FLOW - BLACK 5 WAY**

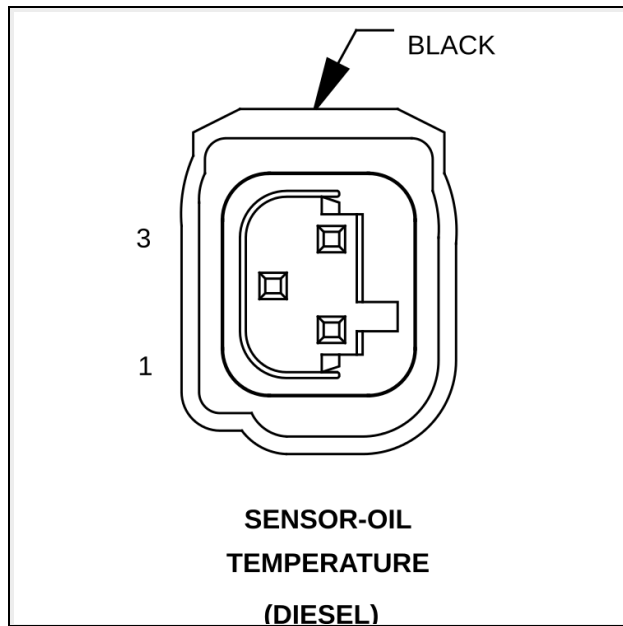
CAV	CIRCUIT	FUNCTION
1	U364 18BK/WT	IGNITION SWITCH OUTPUT (RUN-START)
2	1340 20YL/BR	MASS AIR FLOW SENSOR GROUND
3	1338 20GY/YL	MASS AIR FLOW TEMPERATURE SENSOR SIGNAL
4	1339 20DG/YL	MASS AIR FLOW SENSOR SIGNAL
5	-	-

---



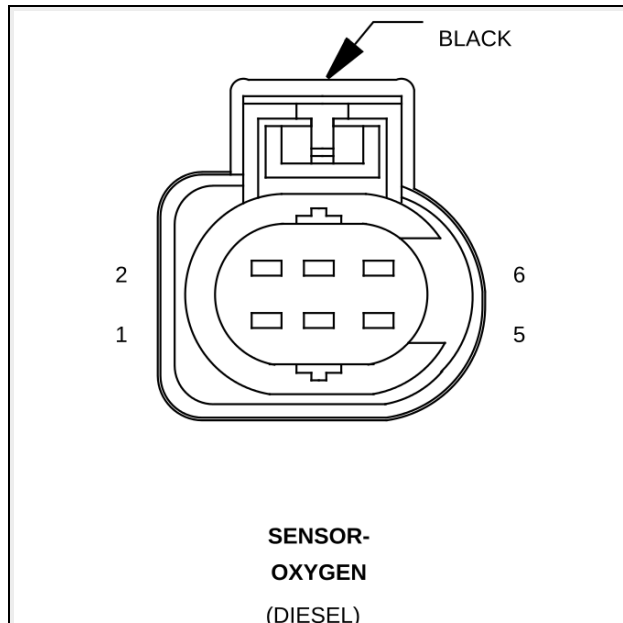
**SENSOR-OIL PRESSURE - BLACK 3 WAY**

CAV	CIRCUIT	FUNCTION
1	U778 20WT/RD	5 VOLT SUPPLY
2	U6102 20BR/DB	SENSOR GROUND
3	1615 20DB/YL	OIL PRESSURE SIGNAL



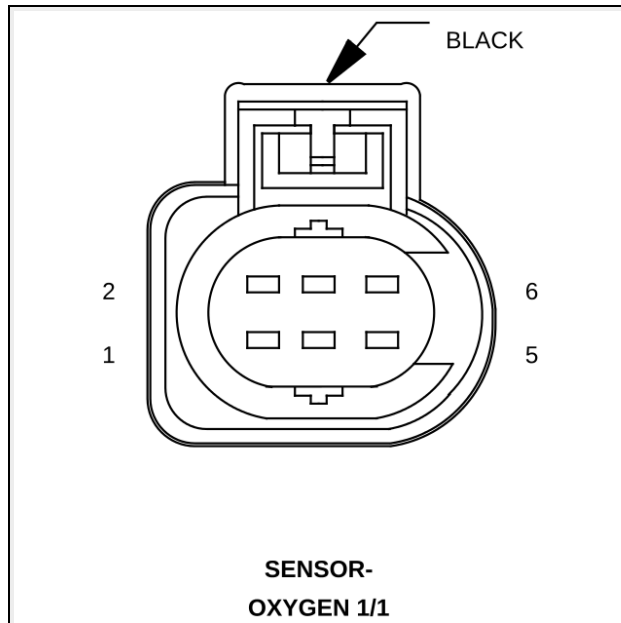
**SENSOR-OIL TEMPERATURE - BLACK 3 WAY**

CAV	CIRCUIT	FUNCTION
1	1298 20GY/DB	-
2	3272 20BR/BK	-
3	1297 20PK/GY	-



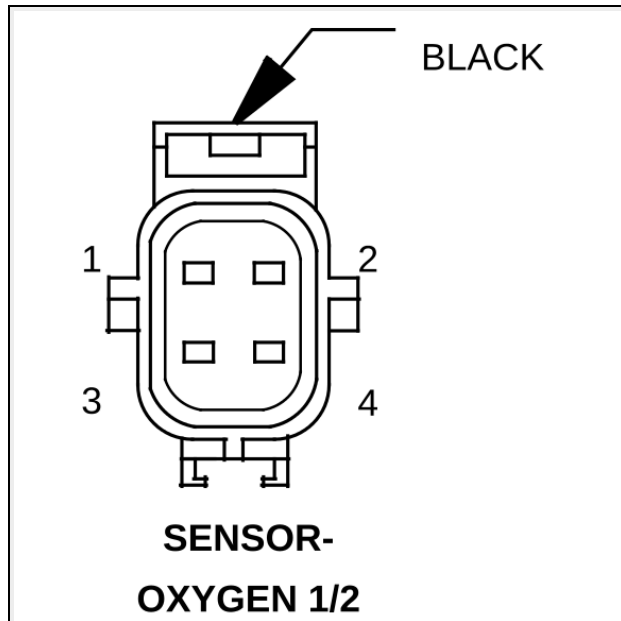
**SENSOR-OXYGEN - 6 WAY**

CAV	CIRCUIT	FUNCTION
1	416 18DG/DB	O2 1/2 PUMP CURRENT
2	420 18DG/PK	O2 1/2 RETURN
3	418 16DG/BK	O2 1/2 HEATER CONTROL RETURN
4	U370 16BK/WT	O2 1/2 HEATER CONTROL SUPPLY
5	419 18DG/BR	O2 1/2 PUMP CELL CURRENT TRIM
6	417 18DG/GY	O2 1/2 SIGNAL



**SENSOR-OXYGEN 1/1 - BLACK 6 WAY**

CAV	CIRCUIT	FUNCTION
1	1620 20WT/BR	O2 1/1 PUMP CURRENT
2	1619 20DG	O2 1/1 RETURN
3	1622 18RD/BK	O2 1/1 HEATER CONTROL RETURN
4	U796 18BK/YL	O2 1/1 HEATER CONTROL SUPPLY
5	1621 20VT/WT	O2 1/1 PUMP CELL CURRENT TRIM
6	1618 20DG/RD	O2 1/1 SIGNAL

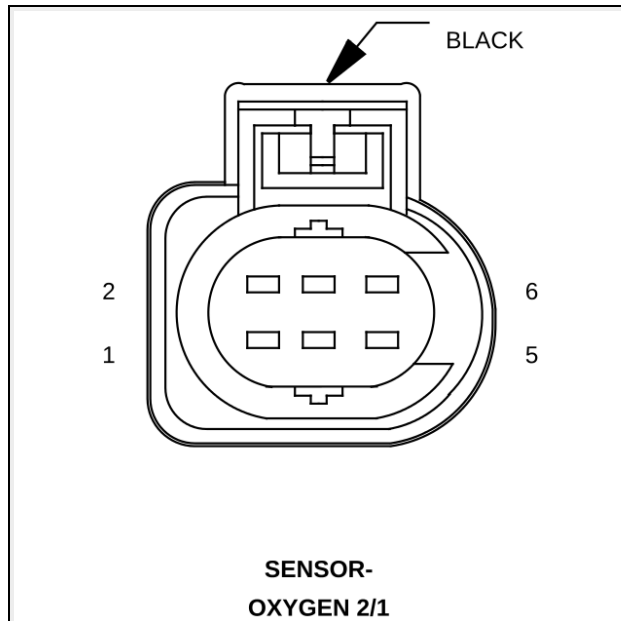


**SENSOR-OXYGEN 1/2 - BLACK 4 WAY**

CAV	CIRCUIT	FUNCTION
1	U796 18BK/YL	O2 1/2 HEATER SUPPLY
2	1647 18RD/YL	O2 1/2 HEATER GROUND
3	U854 20BR/RD	O2 1/2 RETURN
4	1644 20RD/DG	O2 1/2 SIGNAL

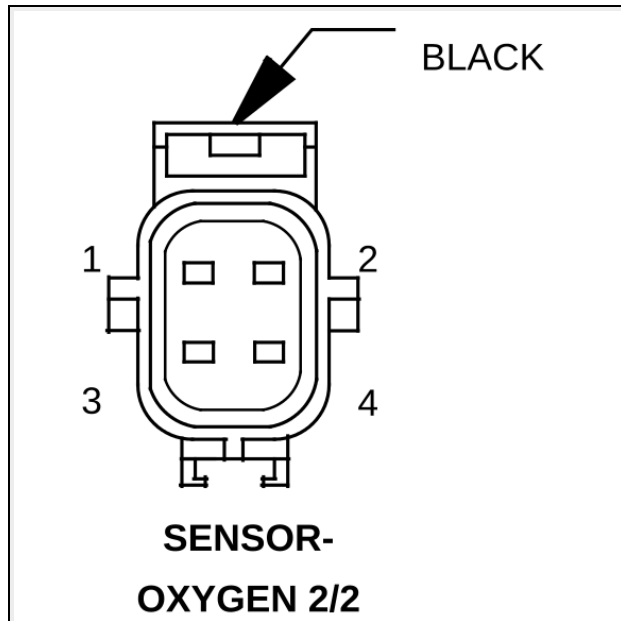
---





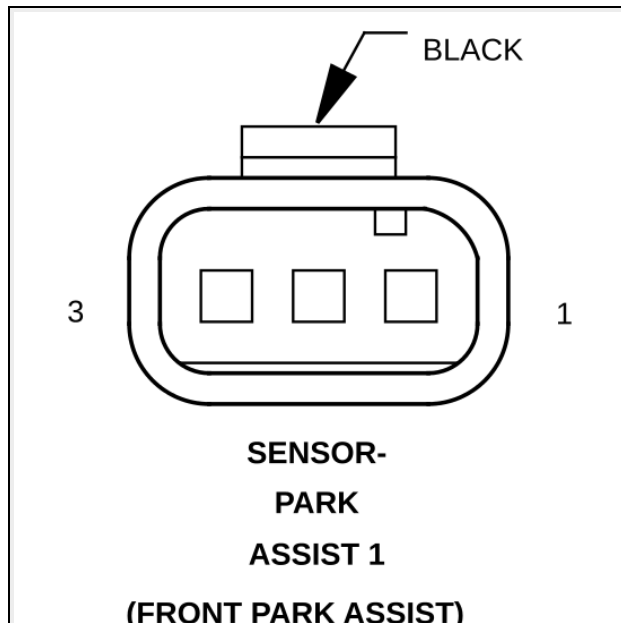
**SENSOR-OXYGEN 2/1 - BLACK 6 WAY**

CAV	CIRCUIT	FUNCTION
1	1625 20WT/DB	O2 2/1 PUMP CURRENT
2	1624 20GY	O2 2/1 RETURN
3	1627 18RD/GY	O2 2/1 HEATER CONTROL RETURN
4	U796 18BK/YL	O2 2/1 HEATER CONTROL SUPPLY
5	1626 20DB/GY	O2 2/1 PUMP CELL CURRENT TRIM
6	1623 20GY/RD	O2 2/1 SIGNAL



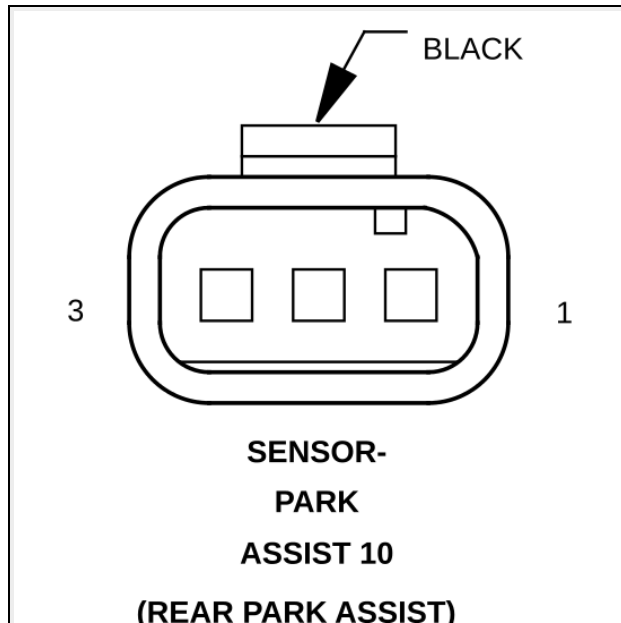
**SENSOR-OXYGEN 2/2 - BLACK 4 WAY**

CAV	CIRCUIT	FUNCTION
1	U796 18BK/YL	O2 2/2 HEATER SUPPLY
2	1651 18RD/DB	O2 2/2 HEATER GROUND
3	U854 20BR/RD	O2 2/2 RETURN
4	1648 20RD/WT	O2 2/2 SIGNAL



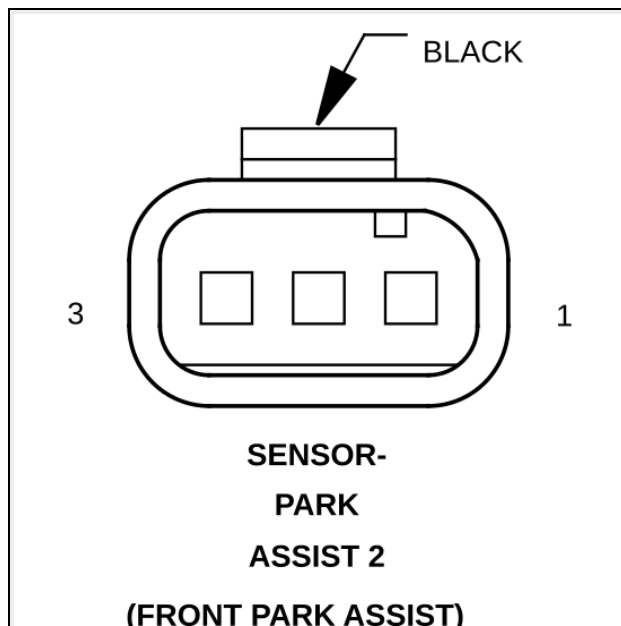
**SENSOR-PARK ASSIST 1 - BLACK 3 WAY**

CAV	CIRCUIT	FUNCTION
1	629 20DB/YL	PARK ASSIST SENSOR 1 SIGNAL
2	U363 20BR/DB	GROUND
3	U364 20BK/YL	FRONT PARK ASSIST SENSOR SUPPLY



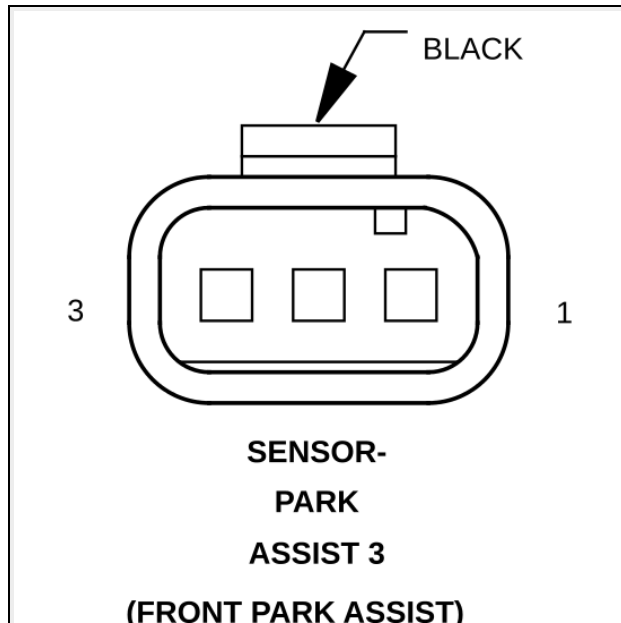
**SENSOR-PARK ASSIST 10 - BLACK 3 WAY**

CAV	CIRCUIT	FUNCTION
1	618 20DB/YL	PARK ASSIST SENSOR 10 SIGNAL
2	U361 20BR/DB	GROUND
3	U362 20BK/YL	PARK ASSIST SENSOR SUPPLY



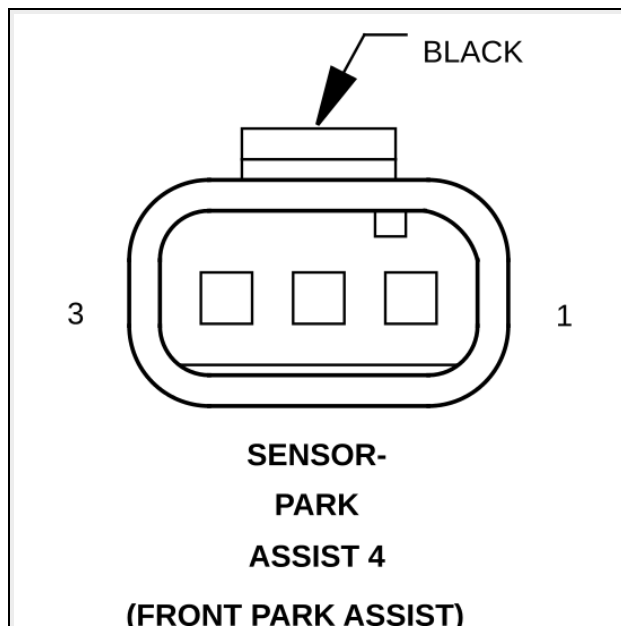
**SENSOR-PARK ASSIST 2 - BLACK 3 WAY**

CAV	CIRCUIT	FUNCTION
1	635 20YL/RD	PARK ASSIST SENSOR 2 SIGNAL
2	U363 20BR/DB	GROUND
3	U364 20BK/YL	FRONT PARK ASSIST SENSOR SUPPLY



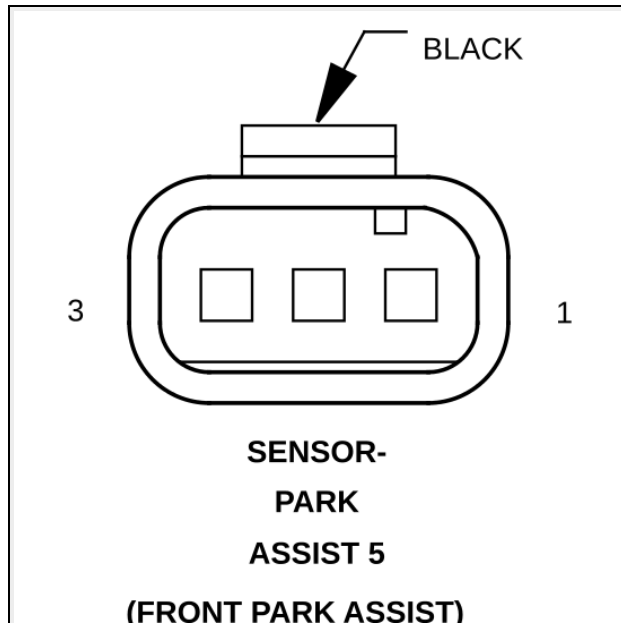
**SENSOR-PARK ASSIST 3 - BLACK 3 WAY**

CAV	CIRCUIT	FUNCTION
1	638 20YL/VT	PARK ASSIST SENSOR 3 SIGNAL
2	U363 20BR/DB	GROUND
3	U364 20BK/YL	FRONT PARK ASSIST SENSOR SUPPLY



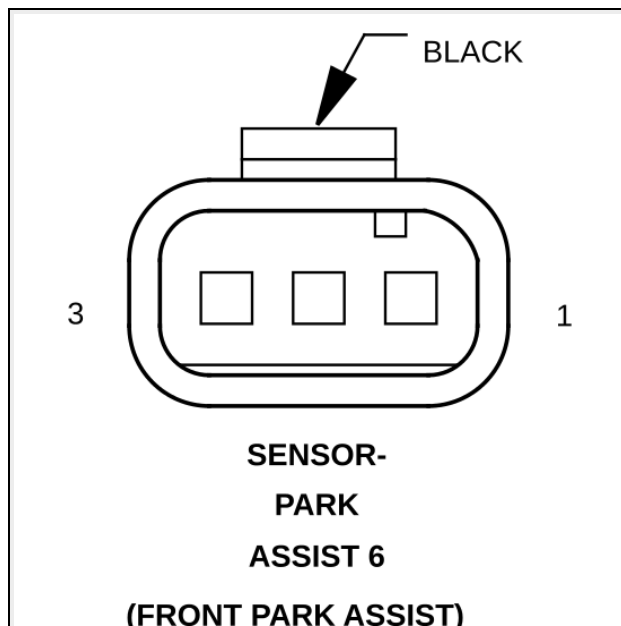
**SENSOR-PARK ASSIST 4 - BLACK 3 WAY**

CAV	CIRCUIT	FUNCTION
1	641 20YL/WT	PARK ASSIST SENSOR 4 SIGNAL
2	U363 20BR/DB	GROUND
3	U364 20BK/YL	FRONT PARK ASSIST SENSOR SUPPLY



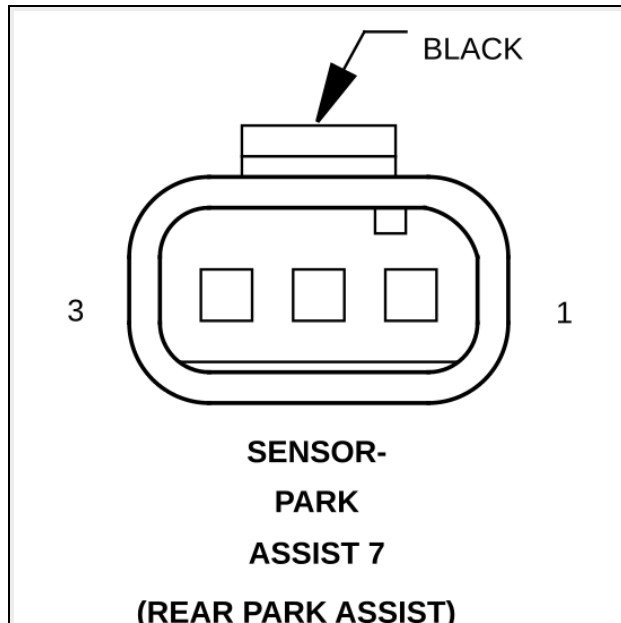
**SENSOR-PARK ASSIST 5 - BLACK 3 WAY**

CAV	CIRCUIT	FUNCTION
1	644 20WT/RD	PARK ASSIST SENSOR 5 SIGNAL
2	U363 20BR/DB	GROUND
3	U364 20BK/YL	FRONT PARK ASSIST SENSOR SUPPLY



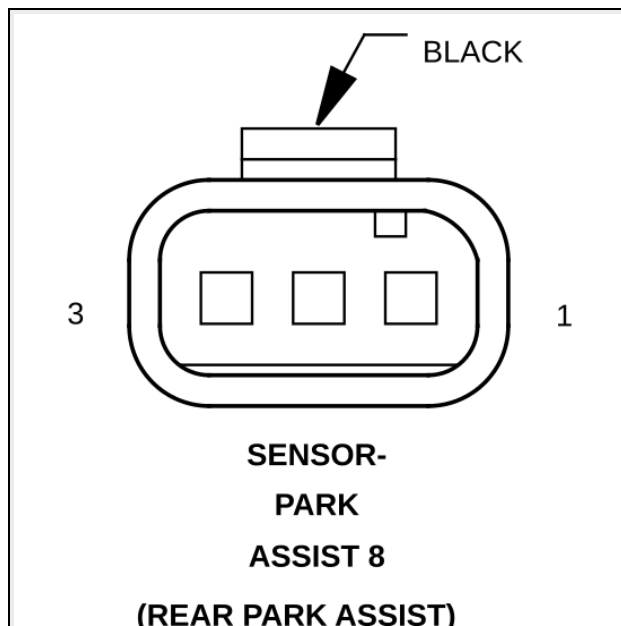
**SENSOR-PARK ASSIST 6 - BLACK 3 WAY**

CAV	CIRCUIT	FUNCTION
1	647 20BK/WT	PARK ASSIST SENSOR 6 SIGNAL
2	U363 20BR/DB	GROUND
3	U364 20BK/YL	FRONT PARK ASSIST SENSOR SUPPLY



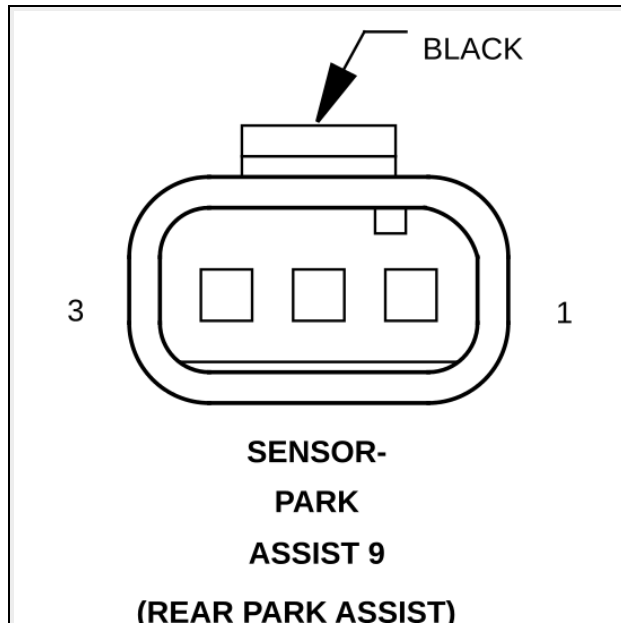
**SENSOR-PARK ASSIST 7 - BLACK 3 WAY**

CAV	CIRCUIT	FUNCTION
1	69 20YL/WT	PARK ASSIST SENSOR 7 SIGNAL
2	U361 20BR/DB	GROUND
3	U362 20BK/YL	PARK ASSIST SENSOR SUPPLY



**SENSOR-PARK ASSIST 8 - BLACK 3 WAY**

CAV	CIRCUIT	FUNCTION
1	612 20YL/VT	PARK ASSIST SENSOR 8 SIGNAL
2	U361 20BR/DB	GROUND
3	U362 20BK/YL	PARK ASSIST SENSOR SUPPLY

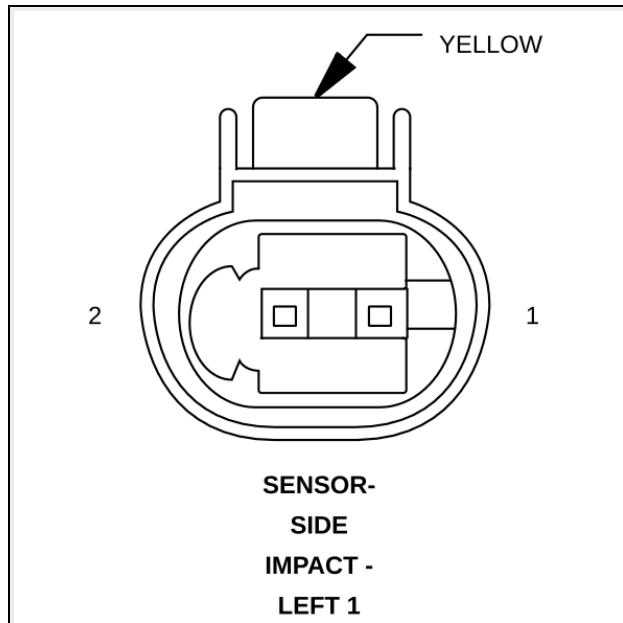


**SENSOR-PARK ASSIST 9 - BLACK 3 WAY**

CAV	CIRCUIT	FUNCTION
1	615 20YL/RD	PARK ASSIST SENSOR 9 SIGNAL
2	U361 20BR/DB	GROUND
3	U362 20BK/YL	PARK ASSIST SENSOR SUPPLY

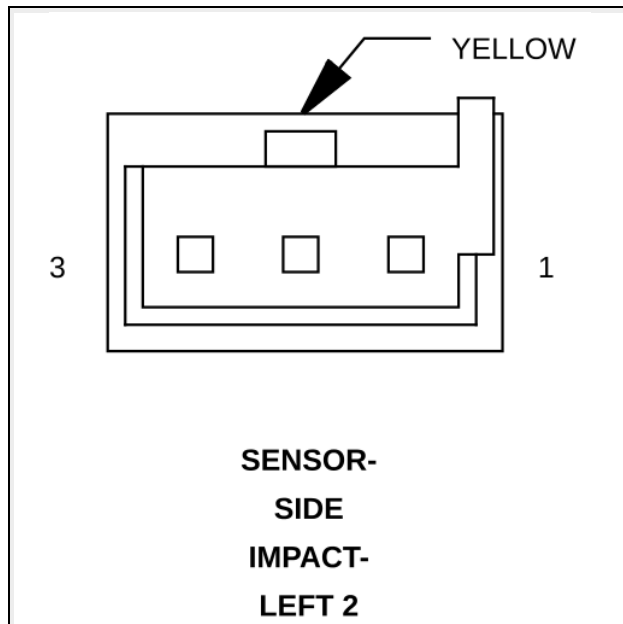
**SENSOR-RAIN/LIGHT - 3 WAY**

CAV	CIRCUIT	FUNCTION
1	699 20RD/DB	-
2	70 20VT	-
3	71 20BR/DB	-



**SENSOR-SIDE IMPACT-LEFT 1 - YELLOW 2 WAY**

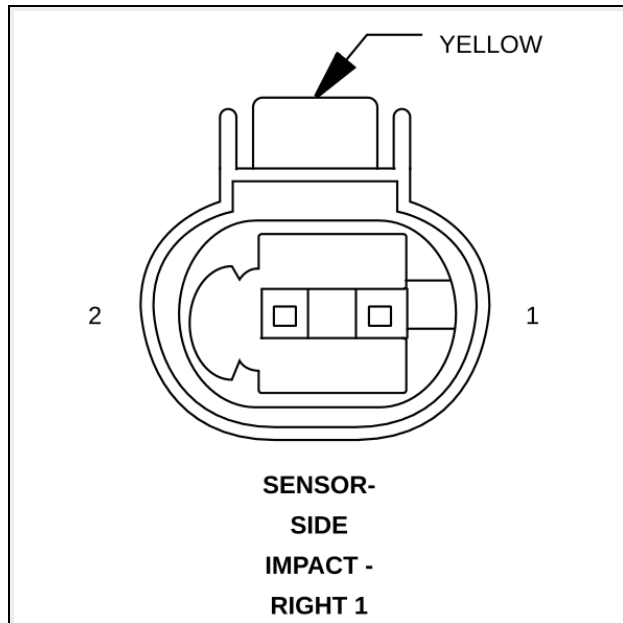
CAV	CIRCUIT	FUNCTION
1	337 20WT/RD	LEFT SIDE IMPACT SENSOR 1 SIGNAL
2	1788 20BR/WT	GROUND



**SENSOR-SIDE IMPACT-LEFT 2 - YELLOW 3 WAY**

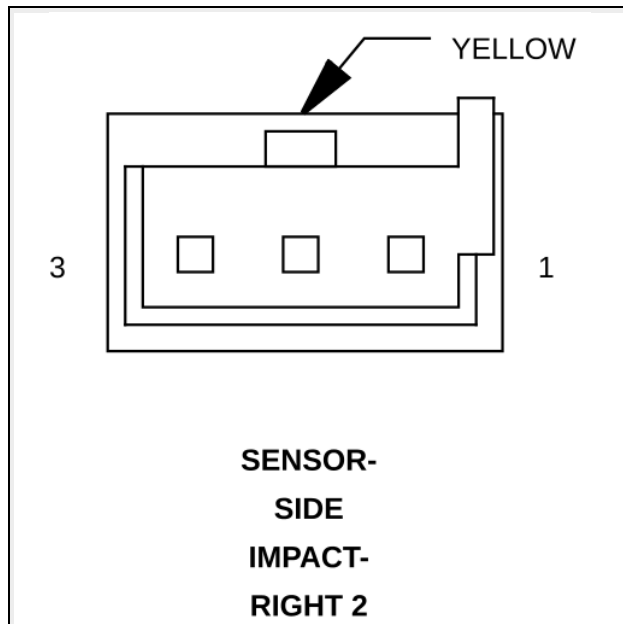
CAV	CIRCUIT	FUNCTION
1	2233 20WT/DB	LEFT SIDE IMPACT SENSOR 2 SIGNAL
2	-	-
3	2232 20BR/WT	GROUND





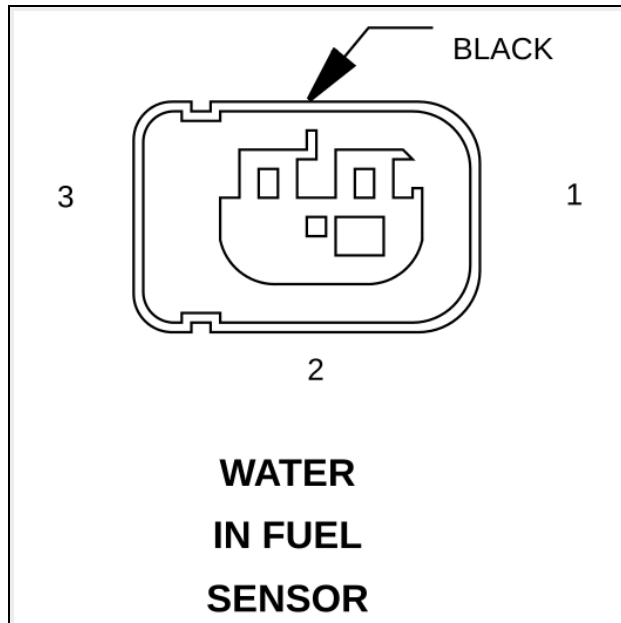
**SENSOR-SIDE IMPACT-RIGHT 1 - YELLOW 2 WAY**

CAV	CIRCUIT	FUNCTION
1	338 20YL/RD	RIGHT SIDE IMPACT SENSOR 1 SIGNAL
2	1789 20BR/WT	SIDE IMPACT SENSOR RETURN



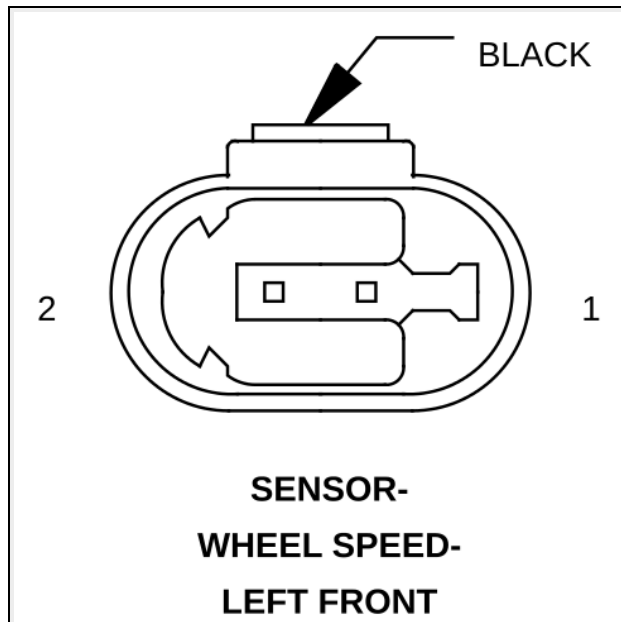
**SENSOR-SIDE IMPACT-RIGHT 2 - YELLOW 3 WAY**

CAV	CIRCUIT	FUNCTION
1	2235 20YL/DB	RIGHT SIDE IMPACT SENSOR 2 SIGNAL
2	-	-
3	2234 20BR/WT	GROUND



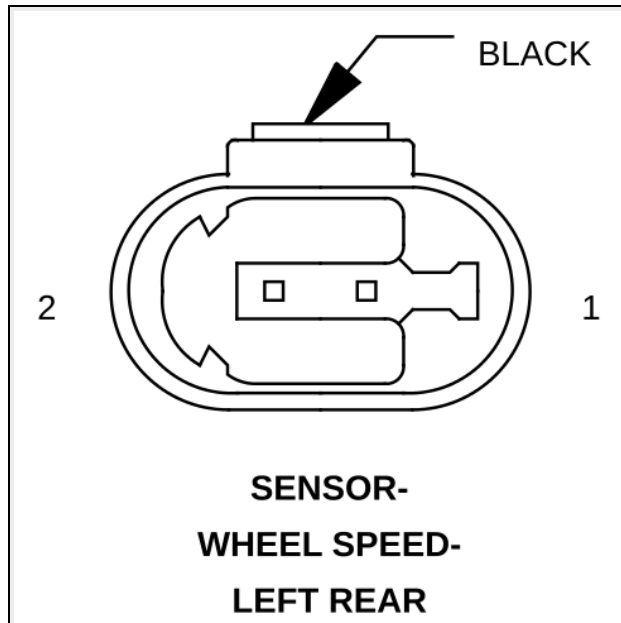
**SENSOR-WATER IN FUEL - BLACK 3 WAY**

CAV	CIRCUIT	FUNCTION
1	2213 18BR/RD	WATER IN FUEL SENSOR GROUND
2	3270 18WT/BK	WATER IN FUEL SENSOR SIGNAL
3	U364 18BK/WT	FUSED ASD RELAY OUTPUT



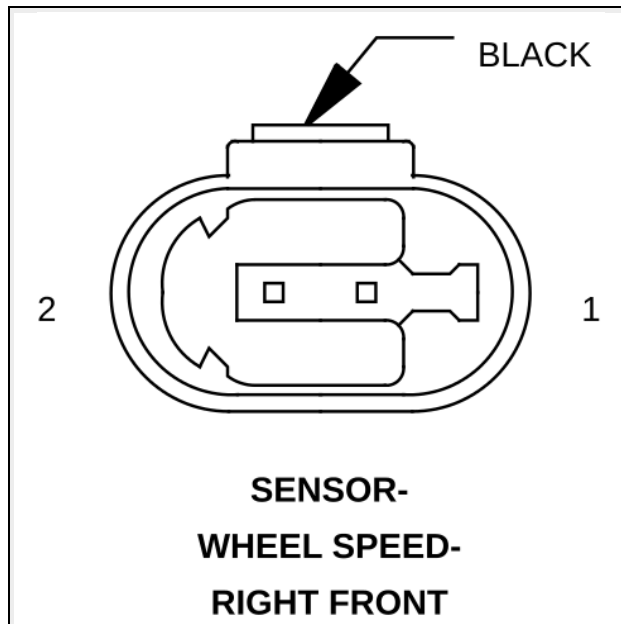
**SENSOR-WHEEL SPEED-LEFT FRONT - BLACK 2 WAY**

CAV	CIRCUIT	FUNCTION
1	28 20BK	LEFT FRONT WHEEL SPEED SENSOR (+)
2	27 20BK/YL	LEFT FRONT WHEEL SPEED SENSOR (-)



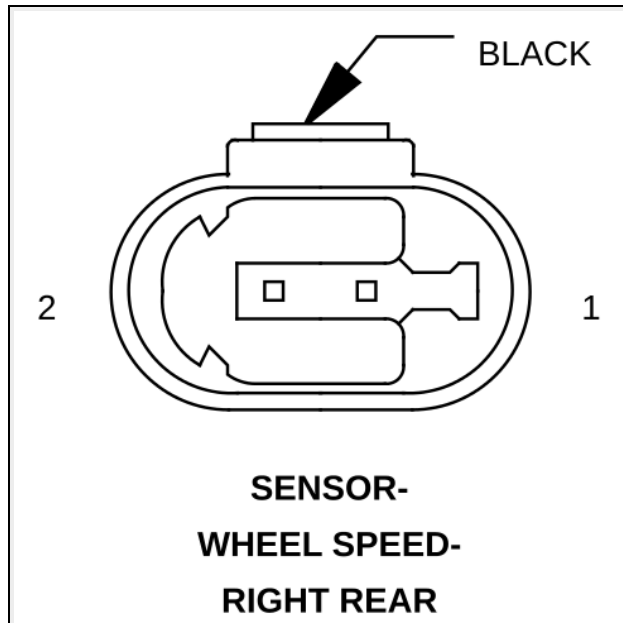
**SENSOR-WHEEL SPEED-LEFT REAR - BLACK 2 WAY**

CAV	CIRCUIT	FUNCTION
1	24 20GY	LEFT REAR WHEEL SPEED SENSOR (+)
2	23 20GY/YL	LEFT REAR WHEEL SPEED SENSOR (-)



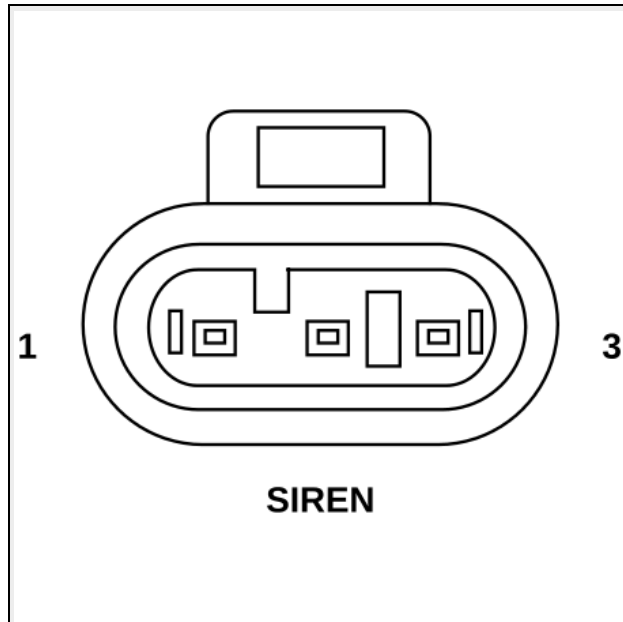
**SENSOR-WHEEL SPEED-RIGHT FRONT - BLACK 2 WAY**

CAV	CIRCUIT	FUNCTION
1	26 20WT	RIGHT FRONT WHEEL SPEED SENSOR (+)
2	25 20WT/YL	RIGHT FRONT WHEEL SPEED SENSOR (-)



**SENSOR-WHEEL SPEED-RIGHT REAR - BLACK 2 WAY**

CAV	CIRCUIT	FUNCTION
1	21 20DB	RIGHT REAR WHEEL SPEED SENSOR(+)
2	20 20DB/YL	RIGHT REAR WHEEL SPEED SENSOR(-)



**SIREN - 3 WAY**

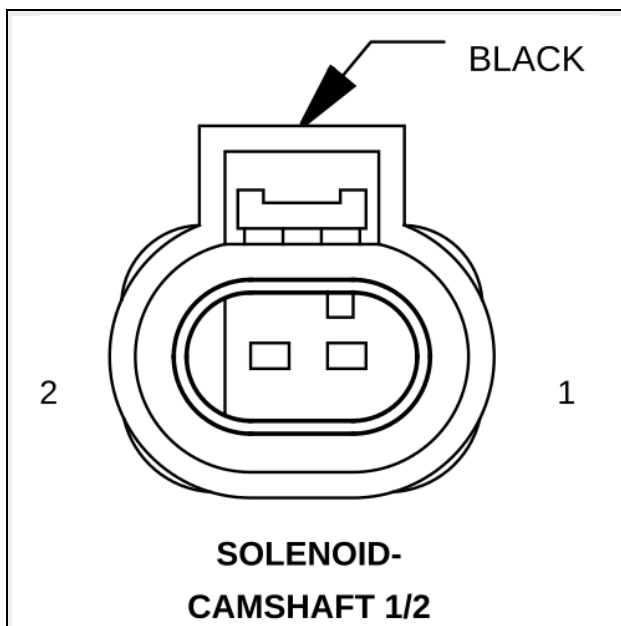
CAV	CIRCUIT	FUNCTION
1	719 20RD/DG	SIREN SIGNAL CONTROL
2	718 14BR	GROUND
3	717 14RD/DB	FUSED B(+)

**SOLENOID-AUXILIARY DRIVE - 2 WAY**

CAV	CIRCUIT	FUNCTION
1	3625 18BR	GROUND
2	3622 18BK/RD	-

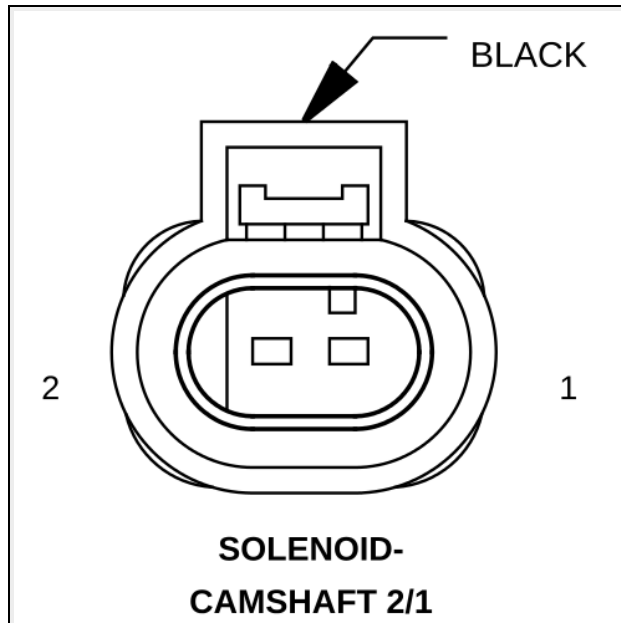
**SOLENOID-CAMSHAFT POSITION 1/1 - BLACK 2 WAY**

CAV	CIRCUIT	FUNCTION
1	1610 18YL/DB	CMP 1/1 CONTROL
2	U795 18BK/WT	FUSED MAIN RELAY OUTPUT



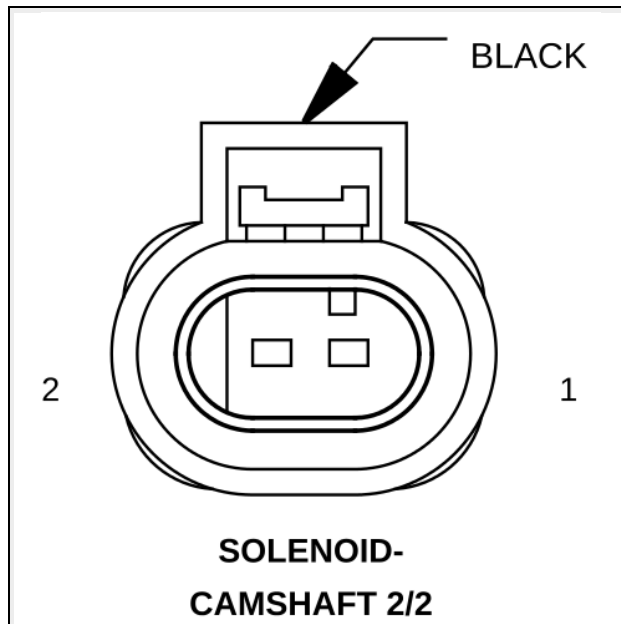
**SOLENOID-CAMSHAFT POSITION 1/2 - BLACK 2 WAY**

CAV	CIRCUIT	FUNCTION
1	1611 18YL/RD	CMP 1/2 CONTROL
2	U795 18BK/WT	FUSED MAIN RELAY OUTPUT



**SOLENOID-CAMSHAFT POSITION 2/1 - BLACK 2 WAY**

CAV	CIRCUIT	FUNCTION
1	1612 18YL/DG	CMP 2/1 CONTROL
2	U794 18BK/GY	FUSED MAIN RELAY OUTPUT



**SOLENOID-CAMSHAFT POSITION 2/2 - BLACK 2 WAY**

CAV	CIRCUIT	FUNCTION
1	1613 18YL/BK	CMP 2/2 CONTROL
2	U794 18BK/GY	FUSED MAIN RELAY OUTPUT

**SOLENOID-MANIFOLD FLOW VALVE - 2 WAY**

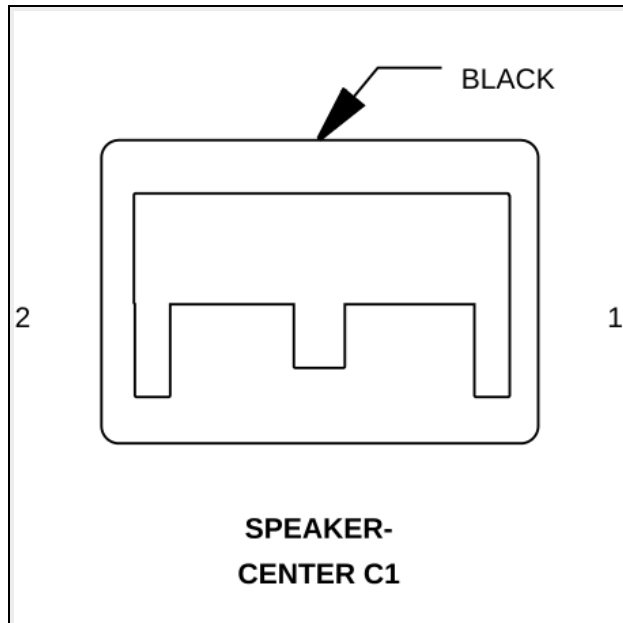
<b>CAV</b>	<b>CIRCUIT</b>	<b>FUNCTION</b>
1	1633 18YL/VT	MANIFOLD FLOW CONTROL
2	274 18BK/DG	FUSED MAIN RELAY OUTPUT

---

**SOLENOID-MANIFOLD SWIRL VALVE - 2 WAY**

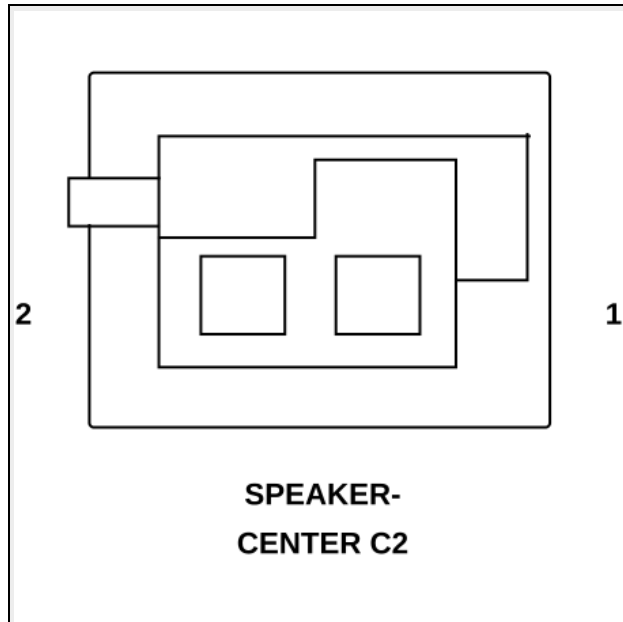
<b>CAV</b>	<b>CIRCUIT</b>	<b>FUNCTION</b>
1	1599 18DG/GY	MANIFOLD SWIRL CONTROL
2	275 18BK/DG	FUSED MAIN RELAY OUTPUT

---



**SPEAKER-CENTER C1 - BLACK 2 WAY**

CAV	CIRCUIT	FUNCTION
1	U2869 18BR/DG	-
2	U2868 18BR/VT	-



**SPEAKER-CENTER C2 - 2 WAY**

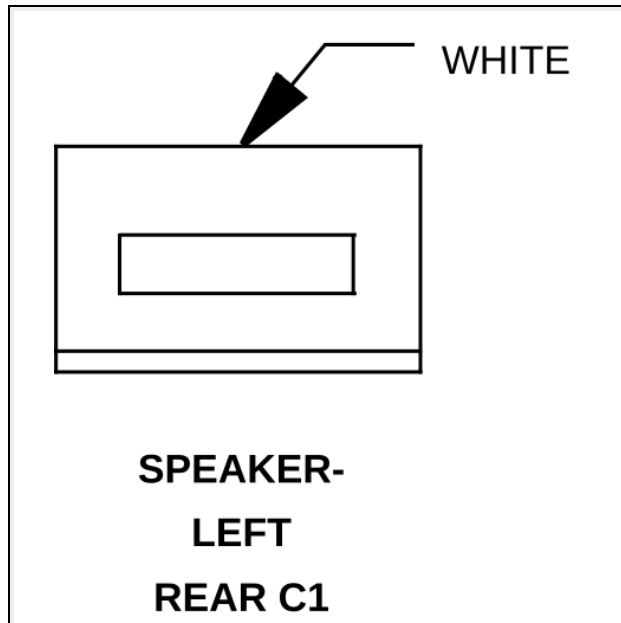
CAV	CIRCUIT	FUNCTION
1	U2871 18BR/DB	-
2	U2870 18BR/OR	-



**SPEAKER-LEFT DOOR - 2 WAY**

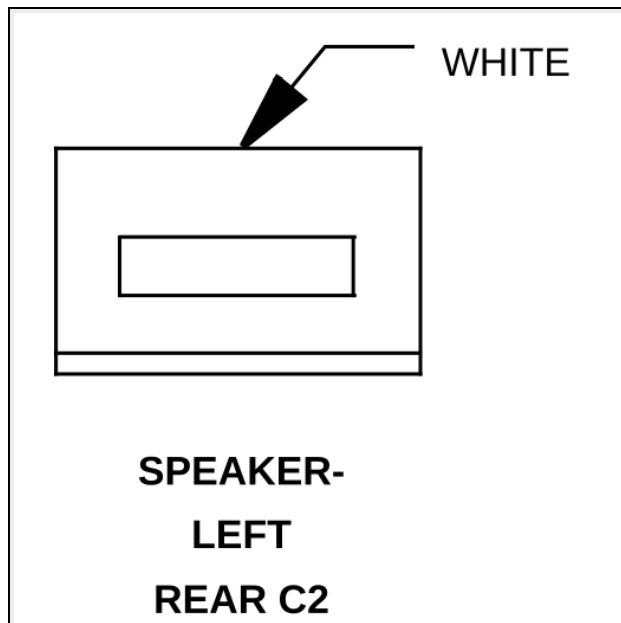
<b>CAV</b>	<b>CIRCUIT</b>	<b>FUNCTION</b>
1	1843 14BR/VT	-
1	5165 14BR/OR	-
2	1842 14BR/DG	-
2	5164 14BR/DB	-

---



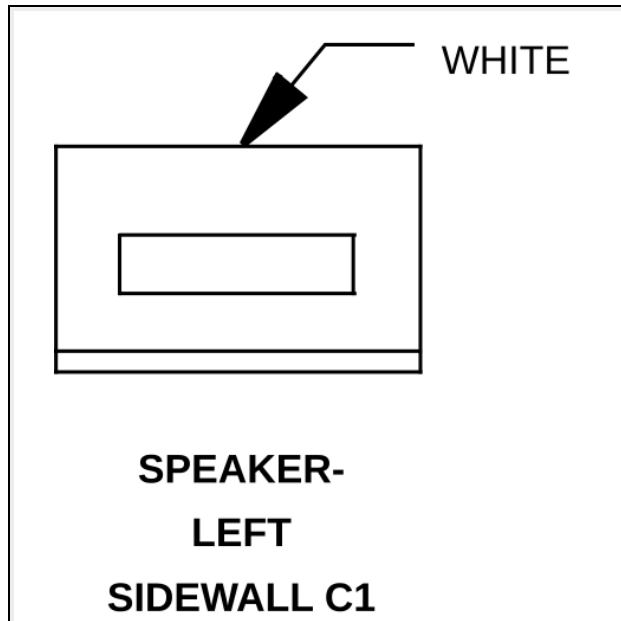
**SPEAKER-LEFT REAR C1 - WHITE 1 WAY**

CAV	CIRCUIT	FUNCTION
1	U282 14BR/WT	-



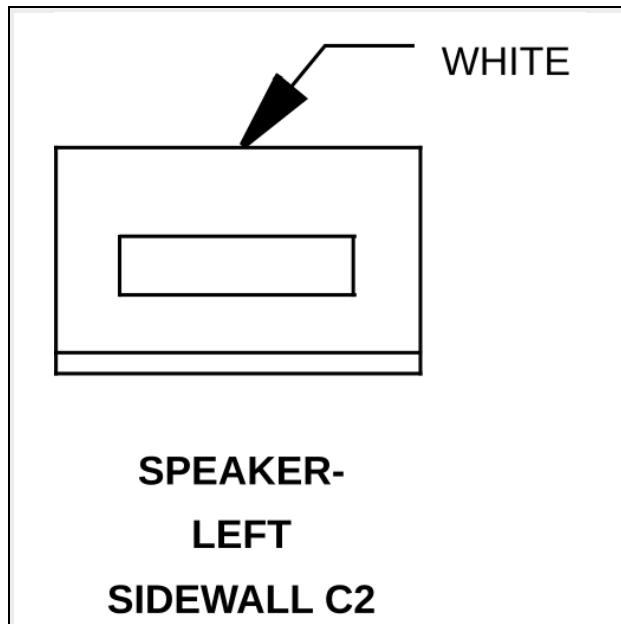
**SPEAKER-LEFT REAR C2 - WHITE 1 WAY**

CAV	CIRCUIT	FUNCTION
1	U281 14BR/RD	-



**SPEAKER-LEFT SIDEWALL C1 - WHITE 1 WAY**

CAV	CIRCUIT	FUNCTION
1	U281 14BR/RD	-
1	U281 14BR/RD	-



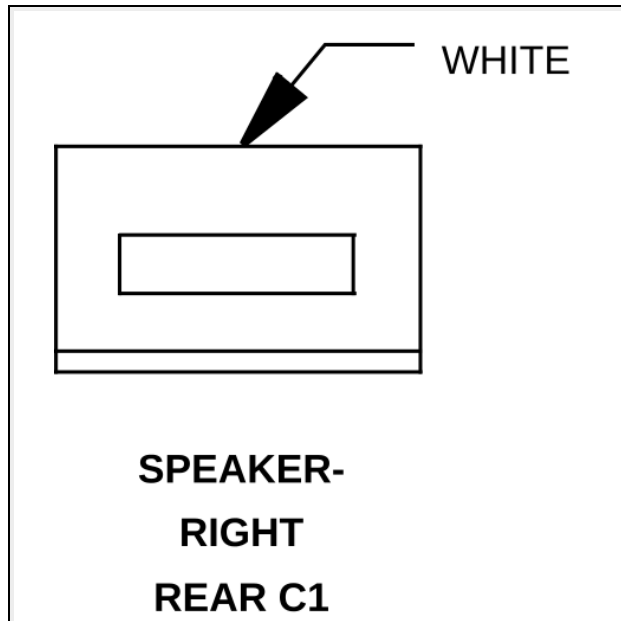
**SPEAKER-LEFT SIDEWALL C2 - WHITE 1 WAY**

CAV	CIRCUIT	FUNCTION
1	U282 14BR/WT	-
1	U282 14BR/WT	-

**SPEAKER-RIGHT DOOR - 2 WAY**

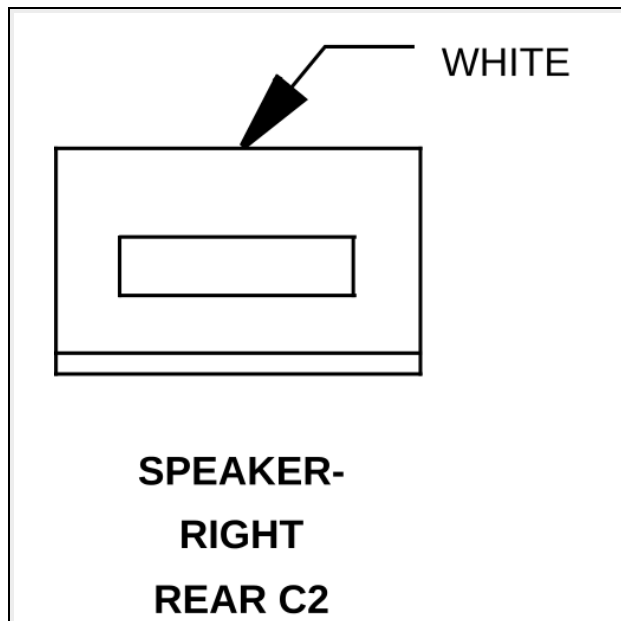
<b>CAV</b>	<b>CIRCUIT</b>	<b>FUNCTION</b>
1	5166 14BR/VT	-
1	932 14BR/OR	-
2	5167 14BR/DG	-
2	933 14BR/DB	-

---



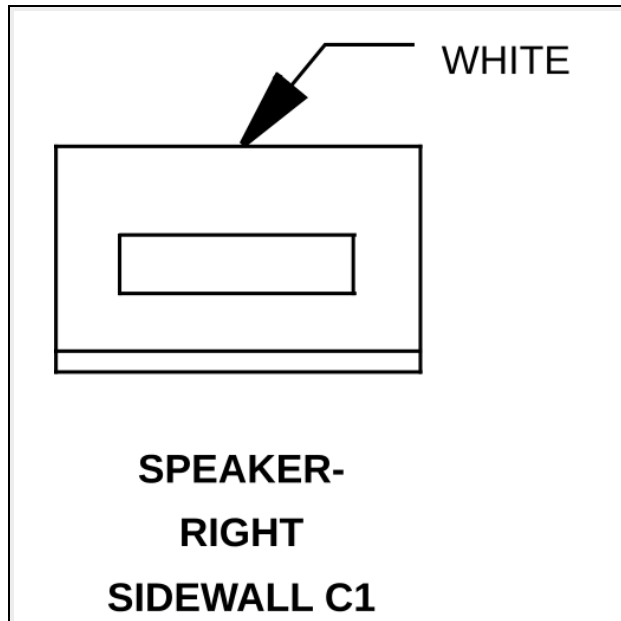
**SPEAKER-RIGHT REAR C1 - WHITE 1 WAY**

CAV	CIRCUIT	FUNCTION
1	U284 14BR/GY	-



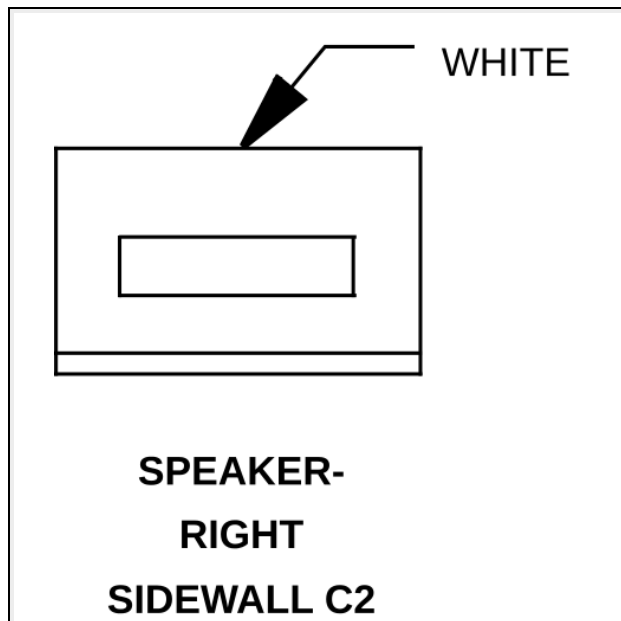
**SPEAKER-RIGHT REAR C2 - WHITE 1 WAY**

CAV	CIRCUIT	FUNCTION
1	U283 14BR/PK	-



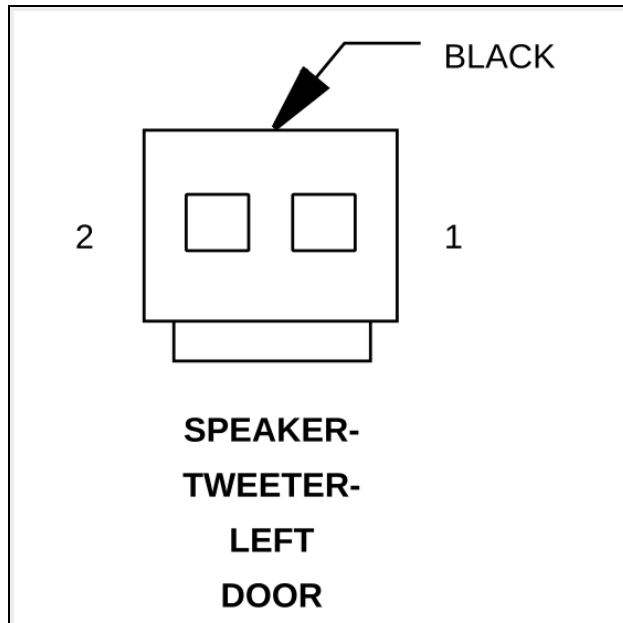
**SPEAKER-RIGHT SIDEWALL C1 - WHITE 1 WAY**

CAV	CIRCUIT	FUNCTION
1	U283 14BR/PK	-



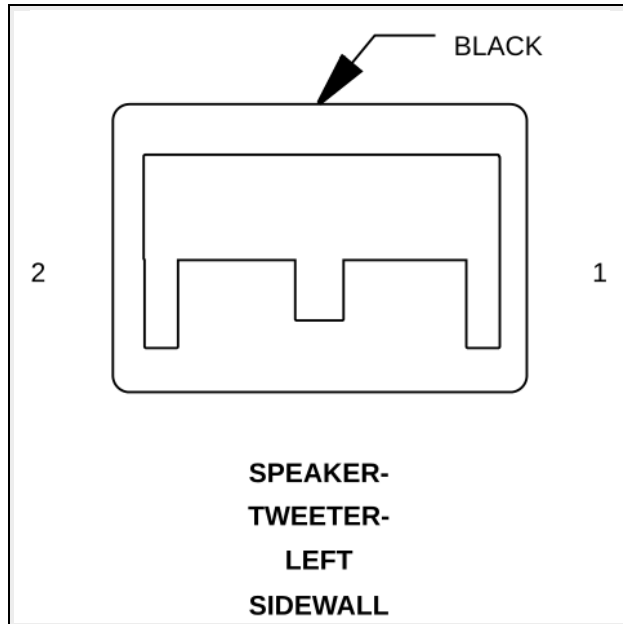
**SPEAKER-RIGHT SIDEWALL C2 - WHITE 1 WAY**

CAV	CIRCUIT	FUNCTION
1	U284 14BR/GY	-



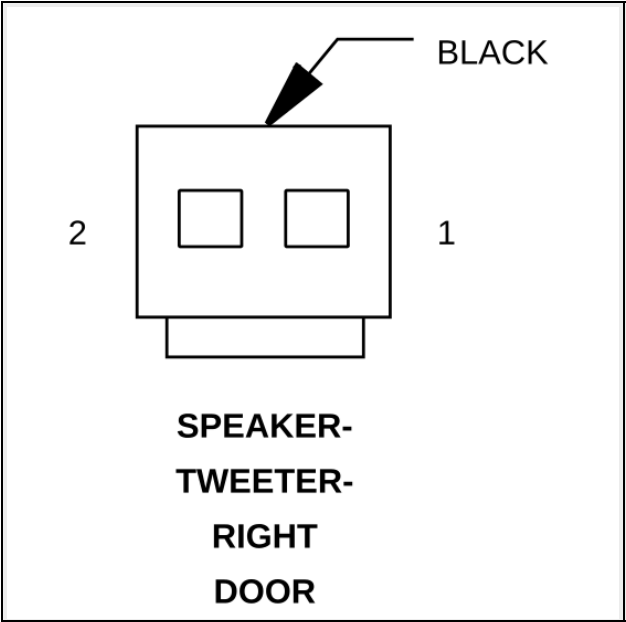
**SPEAKER-TWEETER-LEFT DOOR - BLACK 2 WAY**

CAV	CIRCUIT	FUNCTION
1	U2869 18BR/DG	-
2	U2868 18BR/VT	-



**SPEAKER-TWEETER-LEFT SIDEWALL - BLACK 2 WAY**

CAV	CIRCUIT	FUNCTION
1	U282 18BR/WT	-
1	U282 18BR/WT	-
2	U281 18BR/RD	-
2	U281 18BR/RD	-

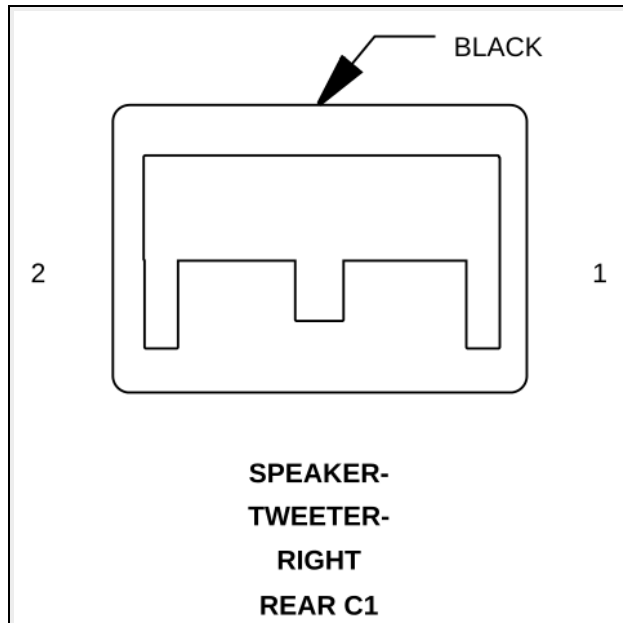


**SPEAKER-TWEETER-RIGHT DOOR - BLACK 2 WAY**

CAV	CIRCUIT	FUNCTION
1	U2871 18BR/DB	-
2	U2870 18BR/OR	-

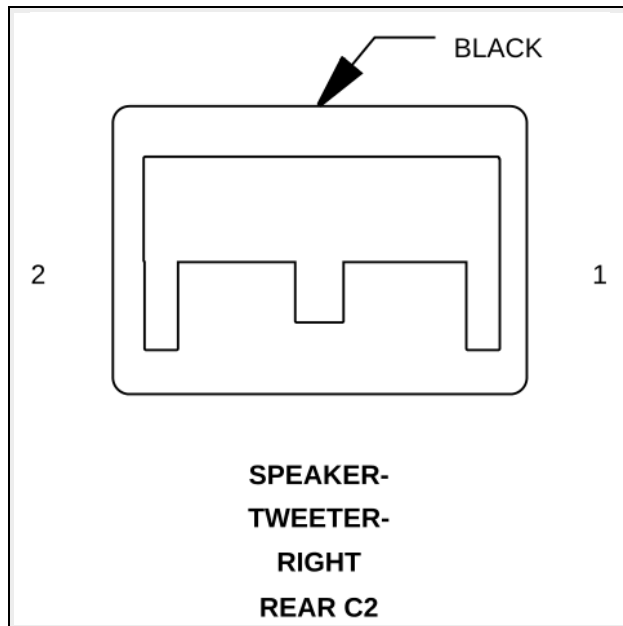
---





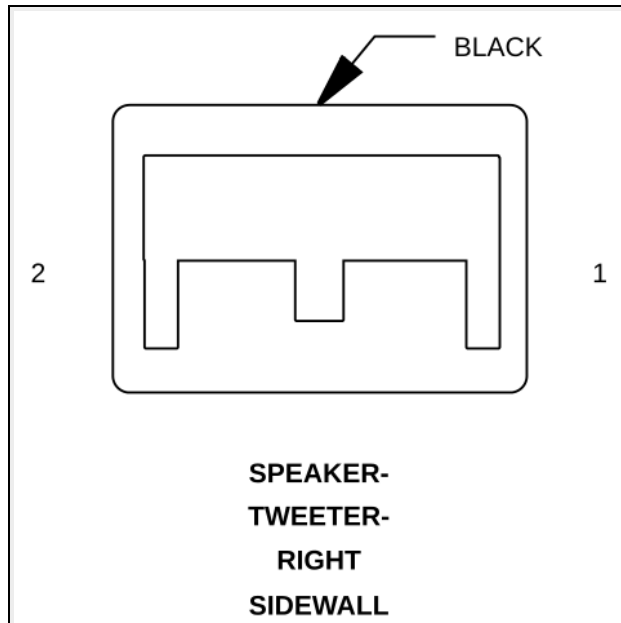
**SPEAKER-TWEETER-RIGHT REAR C1 - BLACK 2 WAY**

CAV	CIRCUIT	FUNCTION
1	U284 18BR/GY	-
2	U283 18BR/PK	-



**SPEAKER-TWEETER-RIGHT REAR C2 - BLACK 2 WAY**

CAV	CIRCUIT	FUNCTION
1	U282 18BR/WT	-
2	U281 18BR/RD	-



**SPEAKER-TWEETER-RIGHT SIDEWALL - BLACK 2 WAY**

CAV	CIRCUIT	FUNCTION
1	U284 18BR/GY	-
2	U283 18BR/PK	-

**STARTER (LT3) - 1 WAY**

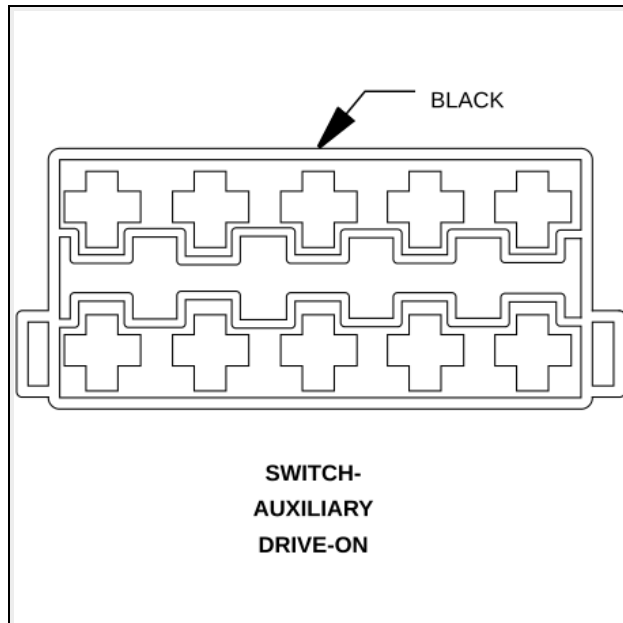
CAV	CIRCUIT	FUNCTION
1	3764 1RD	-
1	U2034 1RD	-

**STARTER C1 - 3 WAY**

CAV	CIRCUIT	FUNCTION
1	36 1RD	-
2	3877 1RD	-
3	439 1RD	-

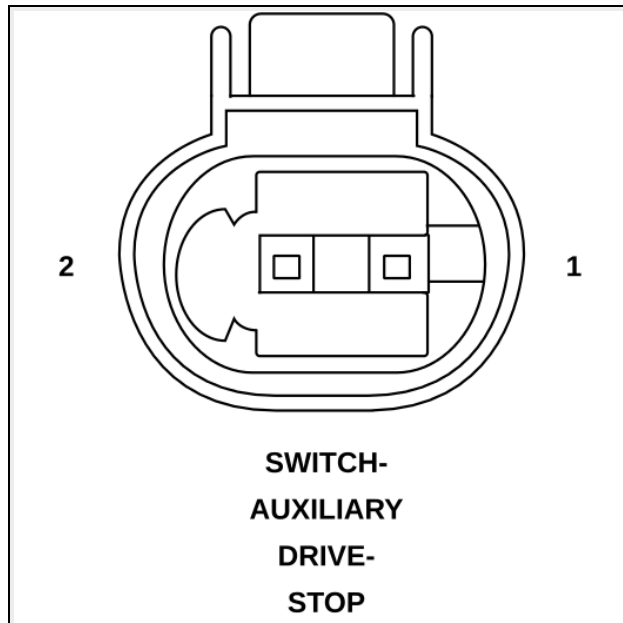
**STARTER C2 - 1 WAY**

CAV	CIRCUIT	FUNCTION
1	3915 12VT	-
1	4816 12VT	-



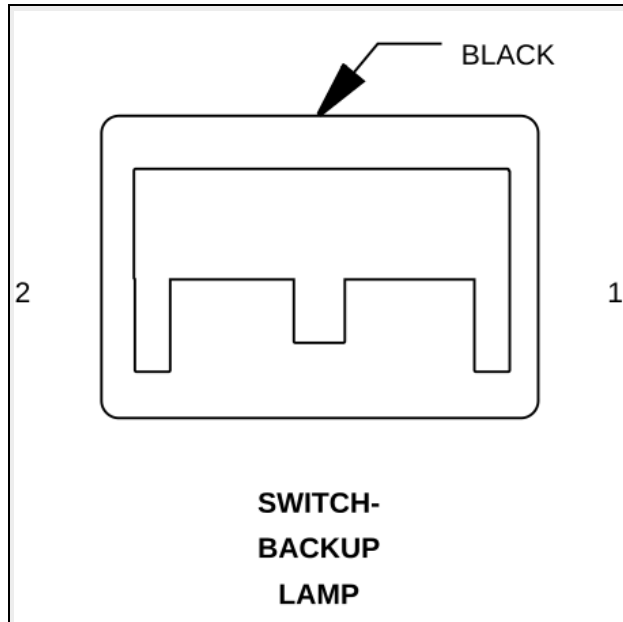
**SWITCH-AUXILIARY DRIVE-ON - BLACK 10 WAY**

CAV	CIRCUIT	FUNCTION
1	U815 18GY/DB	-
2	-	-
3	317 18BR/YL	-
4	-	-
5	-	-
6	-	-
7	U363 18BK/RD	-
8	-	-
9	318 18BR/WT	-
10	316 18BR	GROUND



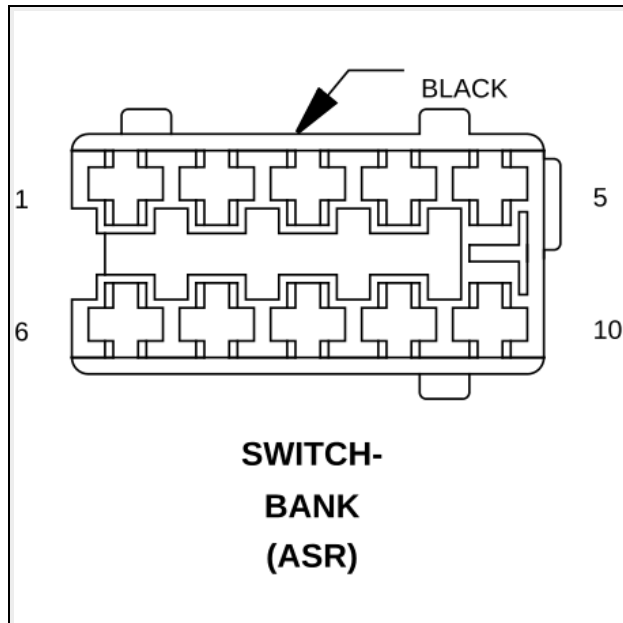
**SWITCH-AUXILIARY DRIVE-STOP - 2 WAY**

CAV	CIRCUIT	FUNCTION
1	3623 18BR/WT	-
2	3624 18BR	GROUND



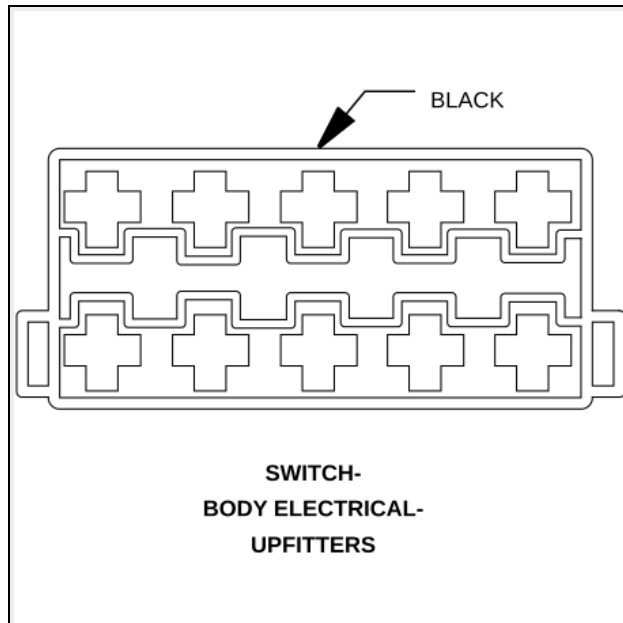
**SWITCH-BACKUP LAMP - BLACK 2 WAY**

CAV	CIRCUIT	FUNCTION
1	546 20BR	GROUND
2	545 20BR/DG	-



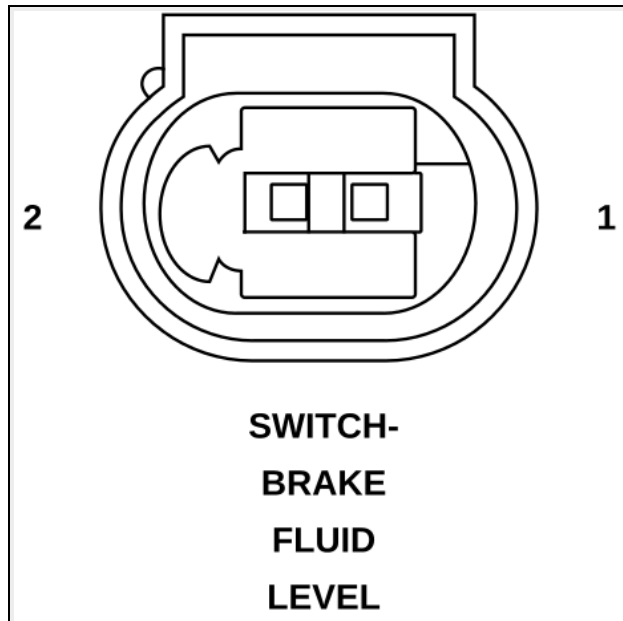
**SWITCH-BANK - BLACK 10 WAY**

CAV	CIRCUIT	FUNCTION
1	16GY/DG/RD	LAMP DRIVER
2	-	-
3	18BK/BL	TCS SWITCH (ASR) SENSE
4	-	-
5	-	-
6	-	-
7	16BK/BL/DG	FUSED IGNITION SWITCH OUTPUT
8	-	-
9	-	-
10	16BR	GROUND



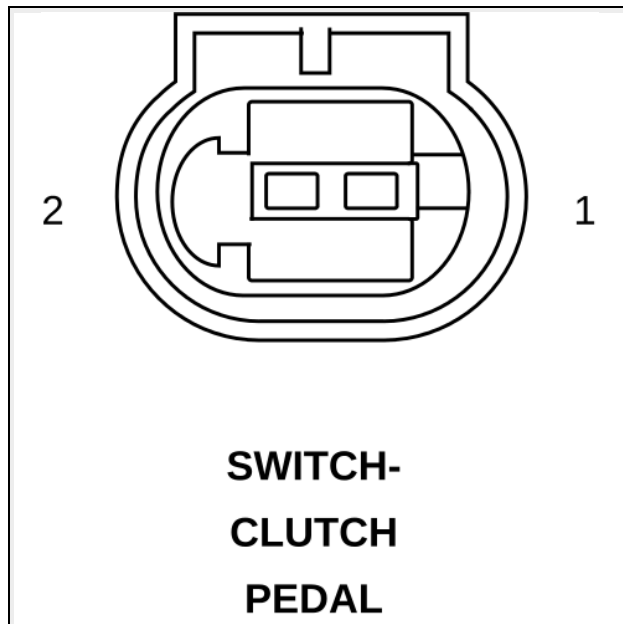
**SWITCH-BODY ELECTRICAL-UPFITTERS - BLACK 10 WAY**

CAV	CIRCUIT	FUNCTION
1	U815 18GY/DB	TERM.58D
2	-	-
3	2987 14RD/GY	-
4	-	-
5	-	-
6	-	-
7	2988 14RD/DG	-
8	-	-
9	-	-
10	2989 18BR	GROUND



**SWITCH-BRAKE FLUID LEVEL - 2 WAY**

CAV	CIRCUIT	FUNCTION
1	592 20DG/DB	-
2	593 20DG/WT	-

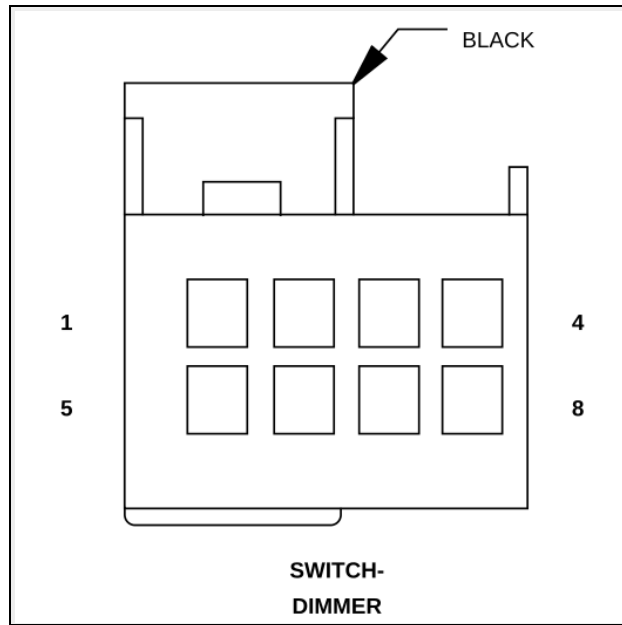


**SWITCH-CLUTCH PEDAL - 1 WAY**

CAV	CIRCUIT	FUNCTION
1	61 20BR	GROUND

**SWITCH-COOLANT LEVEL - 2 WAY**

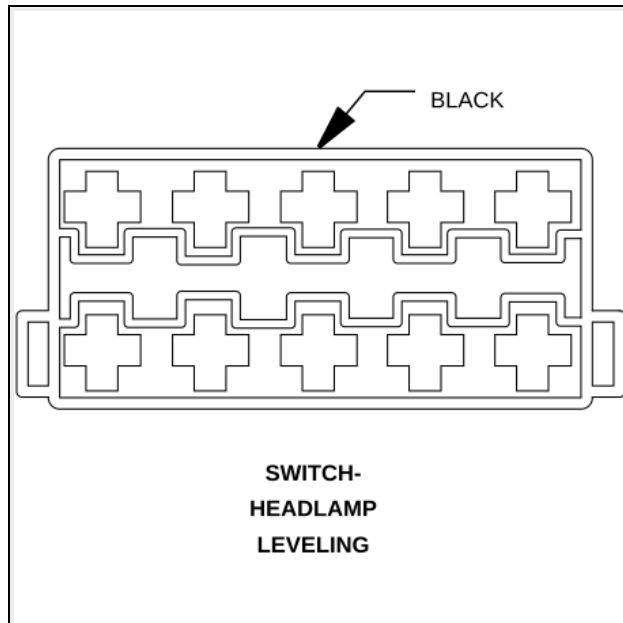
CAV	CIRCUIT	FUNCTION
1	591 20BR/YL	-
2	594 20DG/YL	-



**SWITCH-DIMMER - BLACK 8 WAY**

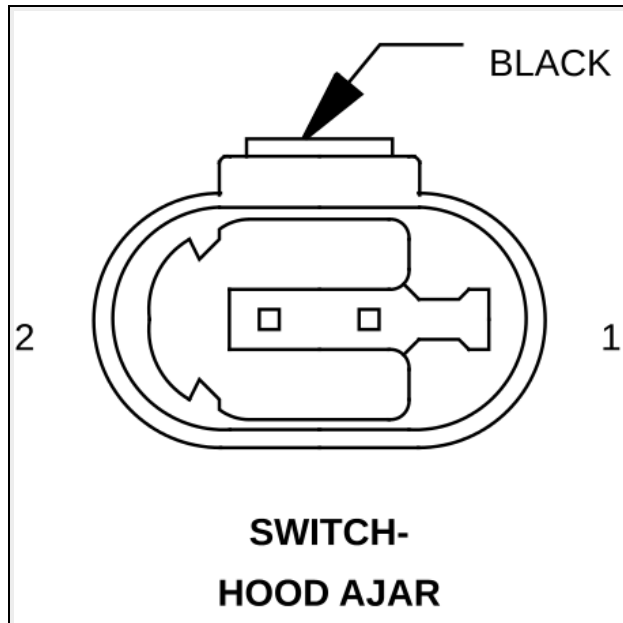
CAV	CIRCUIT	FUNCTION
1	92 20DG/YL	-
2	93 20DG/WT	-
3	2552 20DG/BK	-
4	94 20GY/WT	-
5	90 20DG/RD	-
6	U311 20BK/PK	-
7	847 18BR/BK	-
8	U758 18RD/YL	-





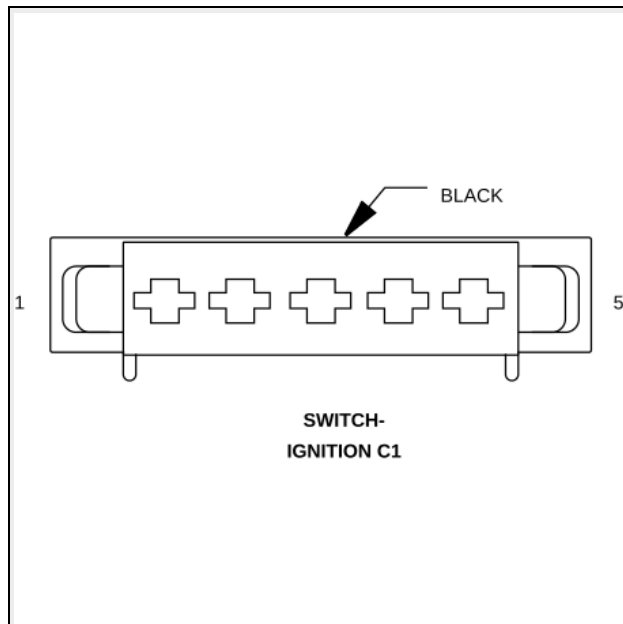
**SWITCH-HEADLAMP LEVELING - BLACK 10 WAY**

CAV	CIRCUIT	FUNCTION
1	-	-
2	-	-
3	10 20BR/OR	GROUND
4	-	-
5	99 20OR	-
6	-	-
7	-	-
8	-	-
9	98 20BK/OR	-
10	-	-



**SWITCH-HOOD AJAR - BLACK 2 WAY**

CAV	CIRCUIT	FUNCTION
1	722 20BR/PK	HOOD AJAR SWITCH SENSE
2	723 20BR	GROUND

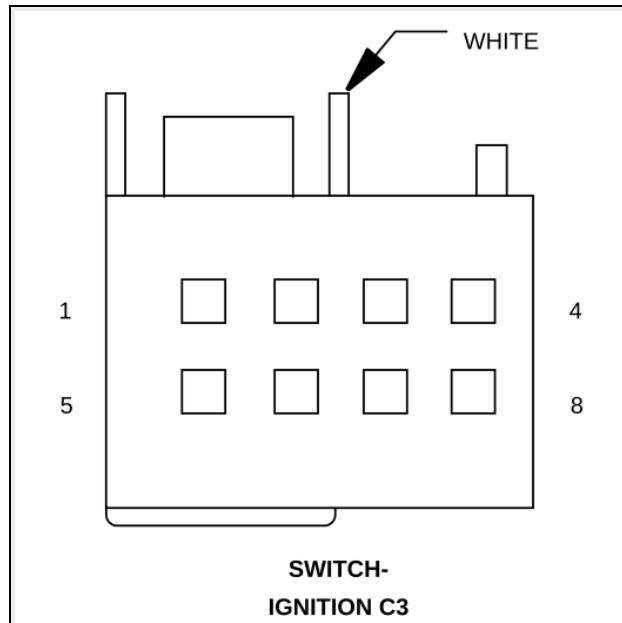


**SWITCH-IGNITION C1 - BLACK 5 WAY**

CAV	CIRCUIT	FUNCTION
1	U421 12RD/GY	FUSED B(+)
2	218 18BK	TERM.15
3	219 18BK/OR	TERM.15R
4	221 14RD/DG	POWER SUPPLY ELV
5	222 20WT/RD	ELV-DATA

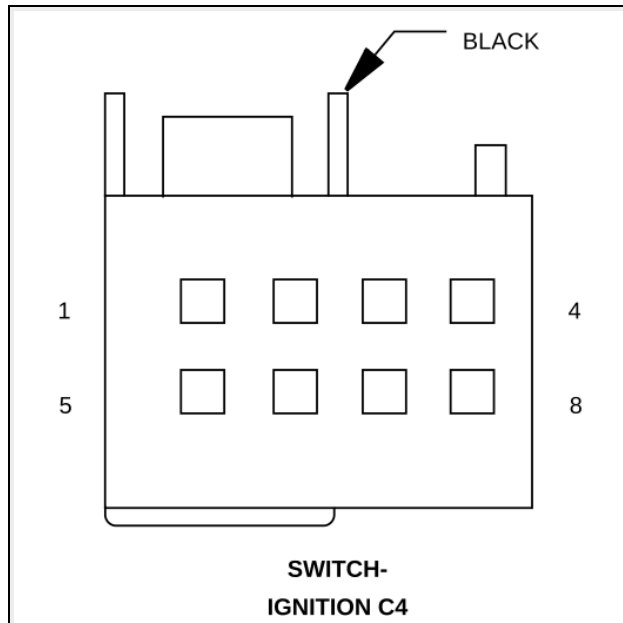
**SWITCH-IGNITION C2 - BLACK 8 WAY**

CAV	CIRCUIT	FUNCTION
1	379 20VT/WT	DIAGNOSTIC CAN C(+)
2	380 20VT	DIAGNOSTIC CAN C(-)
3	-	-
4	230 20WT	INPUT ANTENNA
5	-	-
6	-	-
7	-	-
8	887 20BR	GROUND



**SWITCH-IGNITION C3 - WHITE 8 WAY**

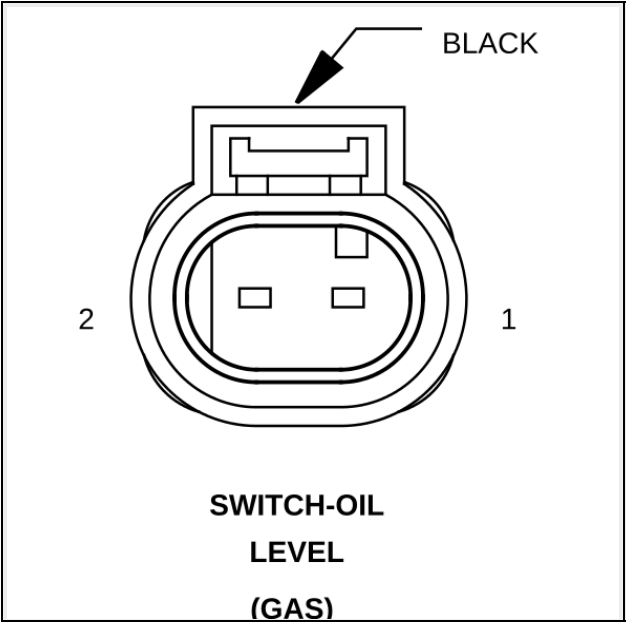
CAV	CIRCUIT	FUNCTION
1	-	-
2	-	-
3	-	-
4	246 20DB/GY	LSS WIPERS
5	245 20YL	LSS TERM.86
6	243 20BK/RD	LSS DIRECTION INDICATOR LEFT/RIGHT
7	2223 20DB/WT	LSS REAR WIPER
8	244 20WT	LSS HEADLAMP FLASHER/HIGH BEAM



**SWITCH-IGNITION C4 - BLACK 8 WAY**

CAV	CIRCUIT	FUNCTION
1	229 20BR/RD	CAN B BUS (+)
2	228 20BR	CAN B BUS (-)
3	227 20DG/WT	CAN C BUS (+)
4	226 20DG	CAN C BUS (-)
5	-	-
6	2486 20BK/YL	TERM.15C
7	224 20BR	GROUND
8	225 18RD/GY	TERM.30Z (ELECTRICAL SUPPLY)

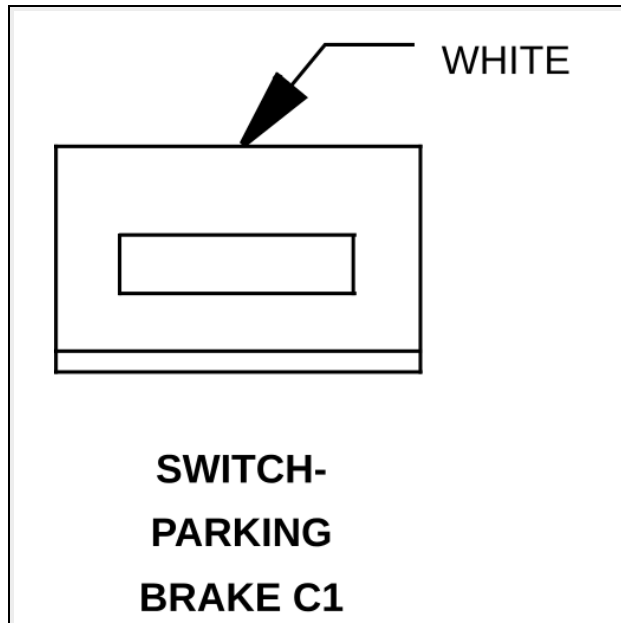
---



**SWITCH-OIL LEVEL - BLACK 2 WAY**

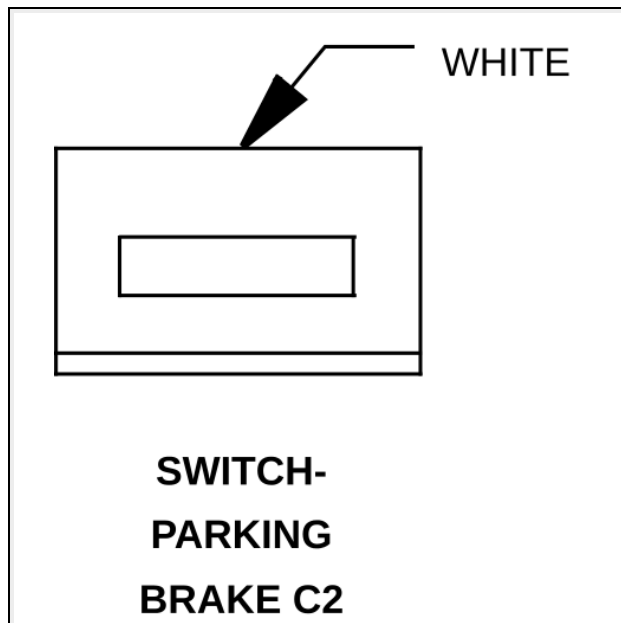
CAV	CIRCUIT	FUNCTION
1	-	-
2	1597 18DB/BR	OIL LEVEL SIGNAL

---



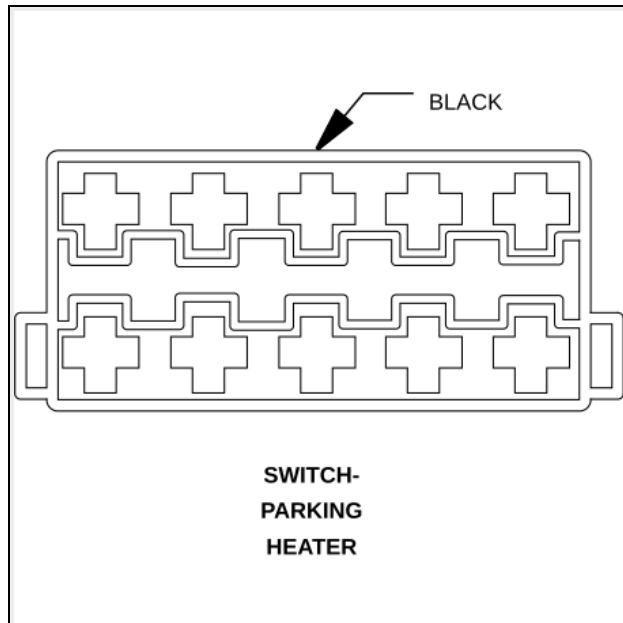
**SWITCH-PARKING BRAKE C1 - WHITE 1 WAY**

CAV	CIRCUIT	FUNCTION
1	572 20BR/WT	-



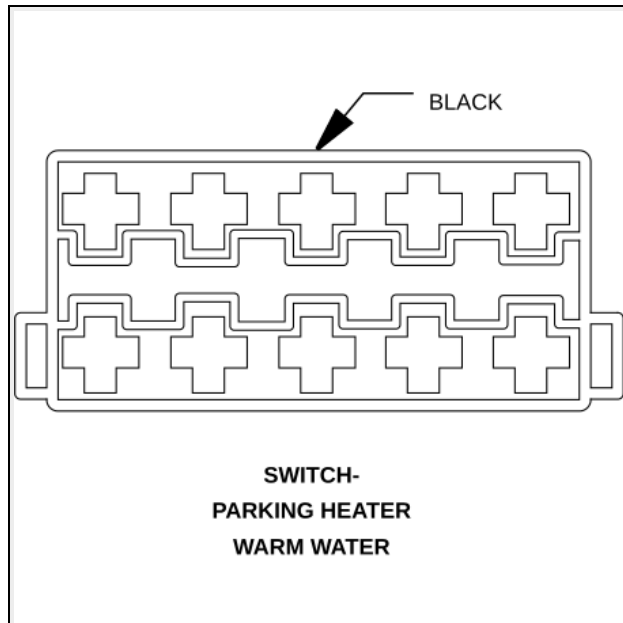
**SWITCH-PARKING BRAKE C2 - WHITE 1 WAY**

CAV	CIRCUIT	FUNCTION
1	573 20BR	GROUND



**SWITCH-PARKING HEATER - BLACK 10 WAY**

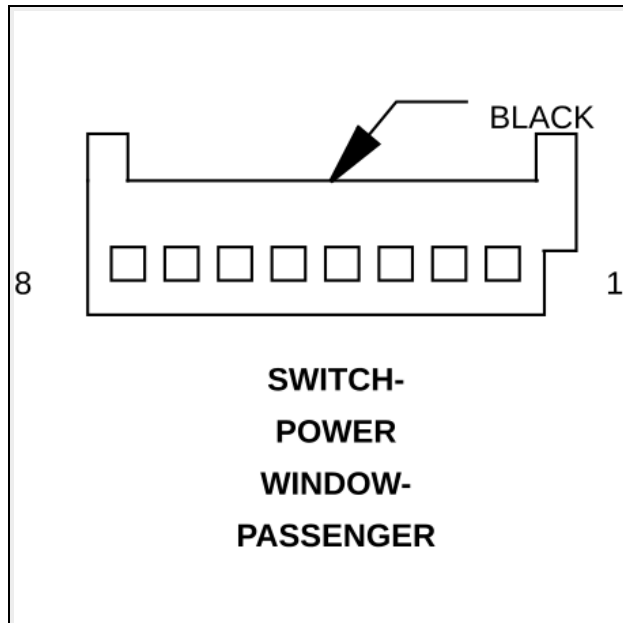
CAV	CIRCUIT	FUNCTION
1	U815 20GY/DB	TERM.58D
2	-	-
3	-	-
4	-	-
5	-	-
6	-	-
7	33 20VT/BK	SWITCH-LED YELLOW
8	-	-
9	32 20VT/DG	SWITCH-LED RED
10	2778 20BR	GROUND



**SWITCH-PARKING HEATER WARM WATER - BLACK 10 WAY**

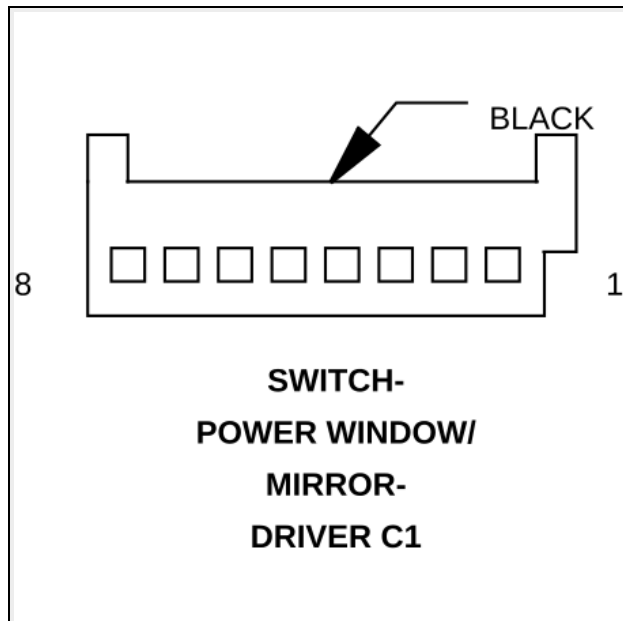
CAV	CIRCUIT	FUNCTION
1	U815 20GY/DB	TERM.58D
2	2386 20VT/YL	SWITCH-LED YELLOW
3	-	-
4	2390 20DG	-
5	-	-
6	-	-
7	2384 20VT/BK	TIP SWITCH ON
8	-	-
9	2385 20VT/DG	SWITCH-LED RED
10	2383 20BR	GROUND





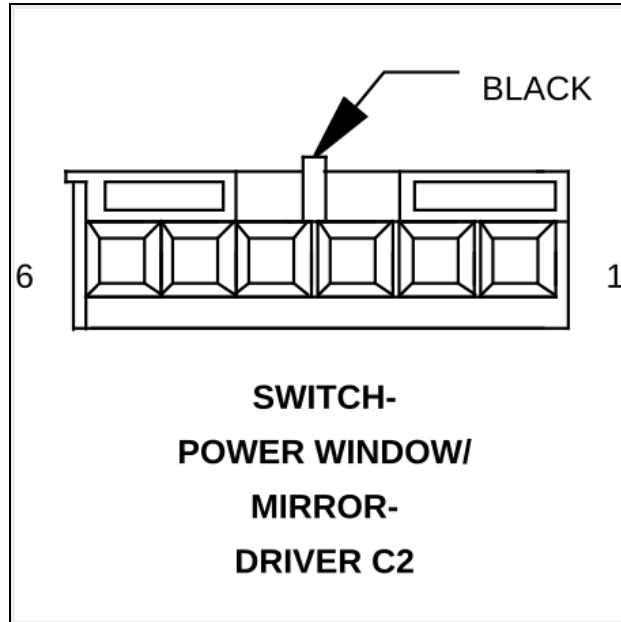
**SWITCH-POWER WINDOW-PASSENGER - BLACK 8 WAY**

CAV	CIRCUIT	FUNCTION
1	-	-
2	-	-
3	-	-
4	-	-
5	741 20WT/RD	PASSENGER WINDOW SWITCH MUX
6	-	-
7	742 20BR/RD	PASSENGER WINDOW SWITCH RETURN
8	743 20GY/DB	PANEL LAMPS DRIVER



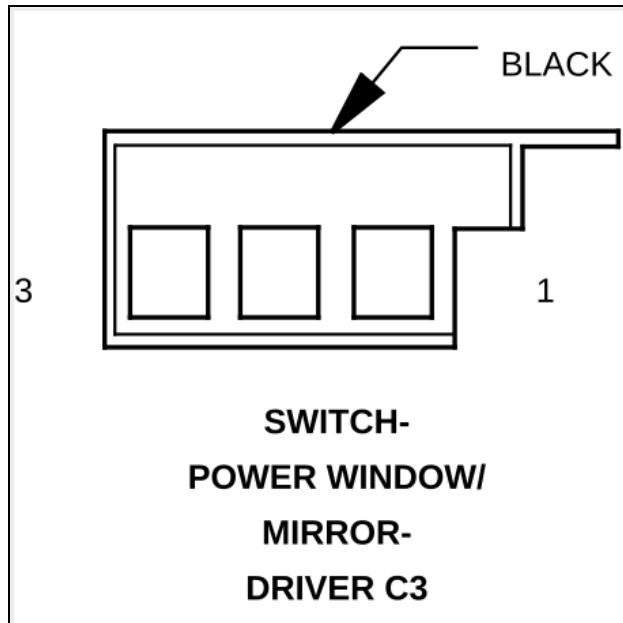
**SWITCH-POWER WINDOW/MIRROR-DRIVER C1 - BLACK 8 WAY**

CAV	CIRCUIT	FUNCTION
1	10 20BR/WT	RIGHT VENT WINDOW SWITCH MUX
2	11 20GY/VT	CHILD SAFETY LOCKS
3	999 20BR/DG	LEFT VENT WINDOW SWITCH MUX
4	740 20DG/RD	SWITCH - POWER WINDOW - DRIVER
5	739 20DG/WT	MASTER SWITCH PASSENGER WINDOW MUX
6	738 20DG/BR	DRIVER WINDOW SWITCH MUX
7	737 20BR/BK	MASTER WINDOW SWITCH RETURN
8	736 20GY/DB	PANEL LAMPS DRIVER



**SWITCH-POWER WINDOW/MIRROR-DRIVER C2 - BLACK 6 WAY**

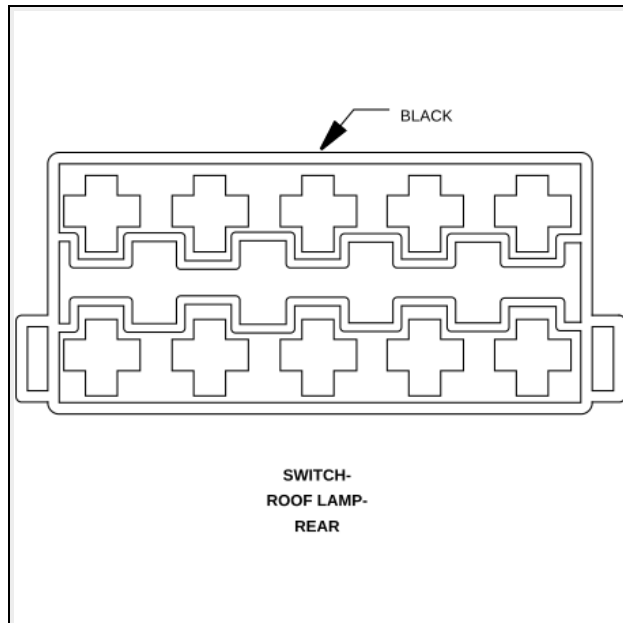
CAV	CIRCUIT	FUNCTION
1	1957 18GY/DB	RIGHT MIRROR COMMON DRIVER
2	1956 18GY/YL	RIGHT MIRROR VERTICAL DRIVER
3	1955 18GY/DG	RIGHT MIRROR HORIZONTAL DRIVER
4	1954 18BK/OR	FUSED B(+)
5	1811 18BR	GROUND
6	-	-



**SWITCH-POWER WINDOW/MIRROR-DRIVER C3 - BLACK 3 WAY**

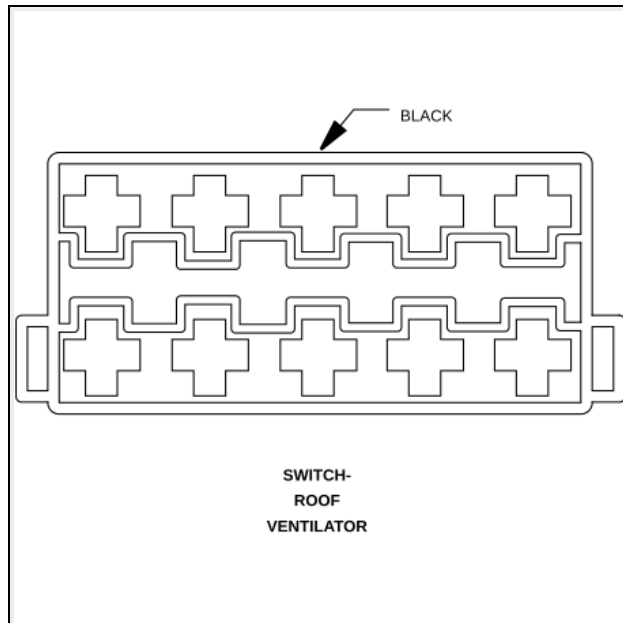
CAV	CIRCUIT	FUNCTION
1	54 20DB	LEFT MIRROR COMMON DRIVER
2	1958 20DB/YL	LEFT MIRROR VERTICAL DRIVER
3	1959 20DB/DG	LEFT MIRROR HORIZONTAL DRIVER

---



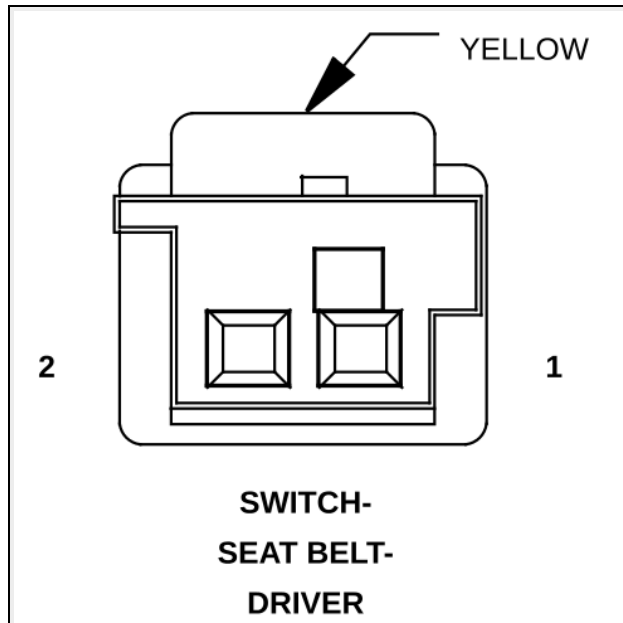
**SWITCH-ROOF LAMP-REAR - BLACK 10 WAY**

CAV	CIRCUIT	FUNCTION
1	U815 18GY/DB	-
2	-	-
3	-	-
4	3168 18VT/DG	-
4	3434 18VT/DG	-
5	3434 18VT/DG	-
6	3165 16RD/GY	-
7	3166 18VT/DB	-
8	-	-
9	-	-
10	3139 18BR	GROUND



**SWITCH-ROOF VENTILATOR - BLACK 10 WAY**

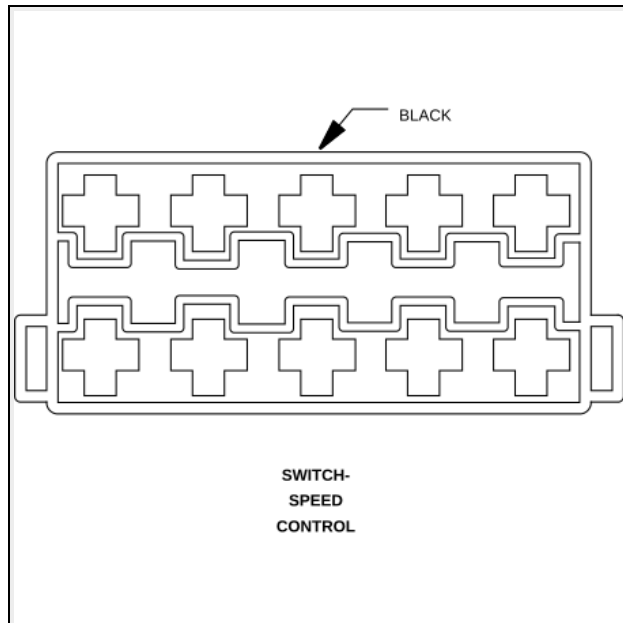
CAV	CIRCUIT	FUNCTION
1	U815 18GY/DB	TERM.58D
2	-	-
3	U56 16BK	FUSED B(+)
4	2945 16WT/BK	FUSED B(+)
5	2938 16BR	GROUND
6	2939 16BR	GROUND
7	2944 16BK/WT	-
8	U56 16BK	-
9	-	-
10	2940 18BR	GROUND



**SWITCH-SEAT BELT-DRIVER - YELLOW 2 WAY**

CAV	CIRCUIT	FUNCTION
1	342 20DB	GROUND
2	343 20YL	DRIVER SEAT BELT SWITCH SENSE

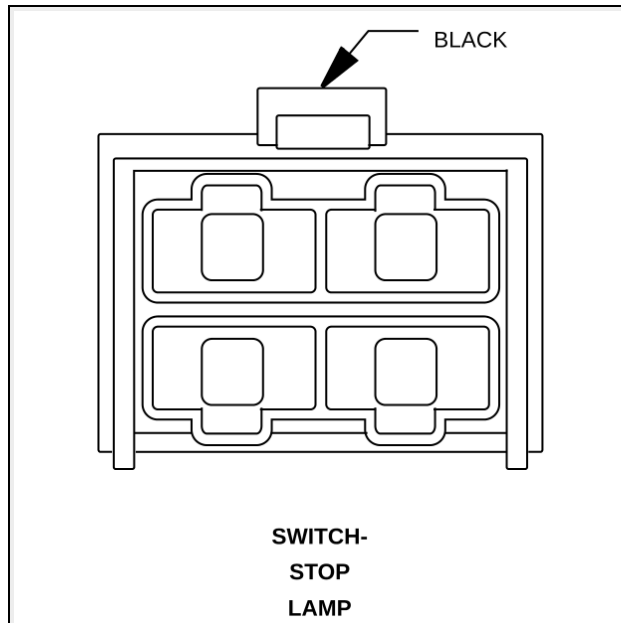
---



**SWITCH-SPEED CONTROL - BLACK 10 WAY**

CAV	CIRCUIT	FUNCTION
1	U815 18GY/DB	TERMINAL 58D
2	-	-
3	-	-
4	-	-
5	-	-
6	-	-
7	320 18BK/GY	-
8	-	-
9	-	-
10	312 18BR	GROUND

---



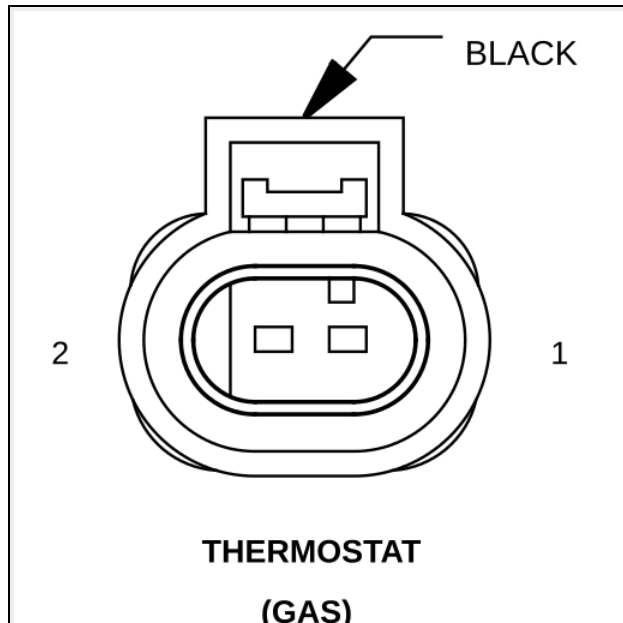
**SWITCH-STOPLAMP - BLACK 4 WAY**

CAV	CIRCUIT	FUNCTION
1	U365 18BK/BR	-
2	2999 18BK/GY	STOP LAMP SWITCH OUTPUT NC
2	944 18BK/DB	STOP LAMP SWITCH OUTPUT NC
2	3577 18BK/DB	-
3	U365 18BK/BR	-
4	U94 18BK/VT	-
4	31 18BK/VT	-

**SWITCH-WASHER FLUID LEVEL - 2 WAY**

CAV	CIRCUIT	FUNCTION
1	595 20BR/DG	-
2	596 20DB/WT	-

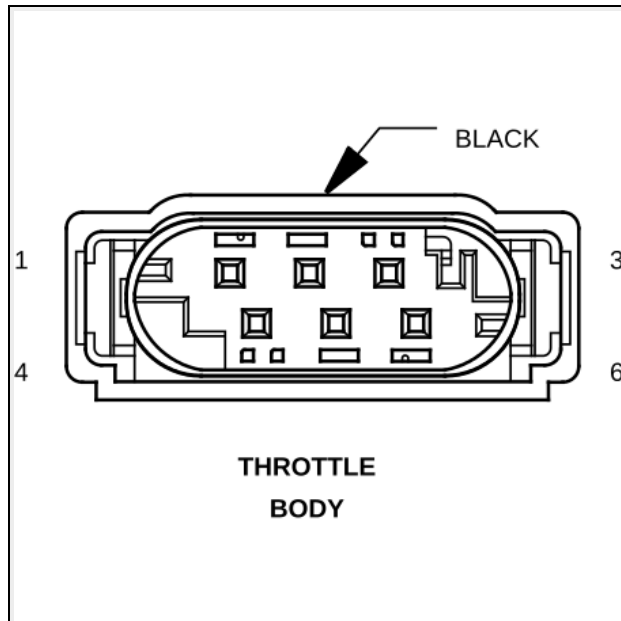




**THERMOSTAT - BLACK 2 WAY**

CAV	CIRCUIT	FUNCTION
1	1617 20OR	THERMOSTAT HEATER CONTROL
2	U796 16BK/YL	FUSED MAIN RELAY OUTPUT

---



**THROTTLE BODY - BLACK 6 WAY**

CAV	CIRCUIT	FUNCTION
1	3273 20WT/DB	TP SENSOR GROUND
1	1639 18BK/DB	ETC MOTOR (-)
2	3274 20BR/WT	ETC MOTOR (+)
2	1643 20VT/YL	5 VOLT SUPPLY
3	3275 20RD/WT	5 VOLT SUPPLY
3	1642 20VT/GY	TP SENSOR GROUND
4	3276 20WT/RD	ETC MOTOR (-)
4	1638 18BK/RD	ETC MOTOR (+)
5	1640 20BR/GY	TP SIGNAL 2
6	3277 20WT/DG	TP SIGNAL
6	1641 20BR/OR	TP SIGNAL 1

**VALVE-CLUTCH C1 - 2 WAY**

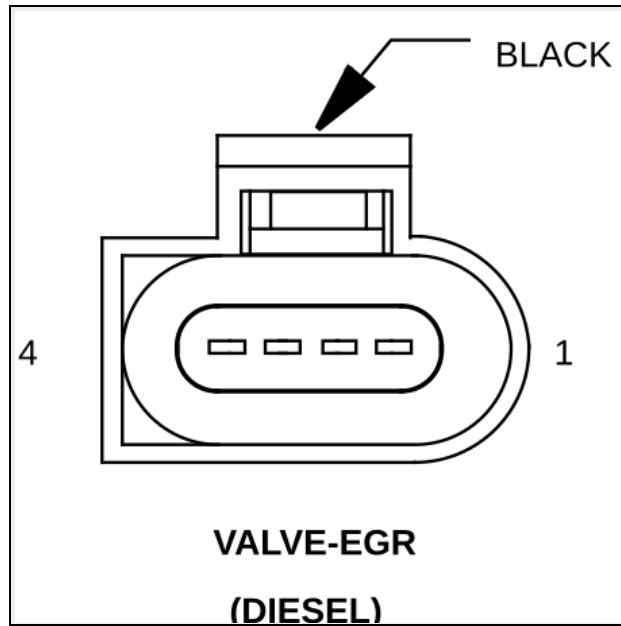
CAV	CIRCUIT	FUNCTION
1	786 16BR	GROUND
2	787 16YL	-

**VALVE-CLUTCH C2 - 2 WAY**

CAV	CIRCUIT	FUNCTION
1	788 16BR	GROUND
2	790 16WT	-

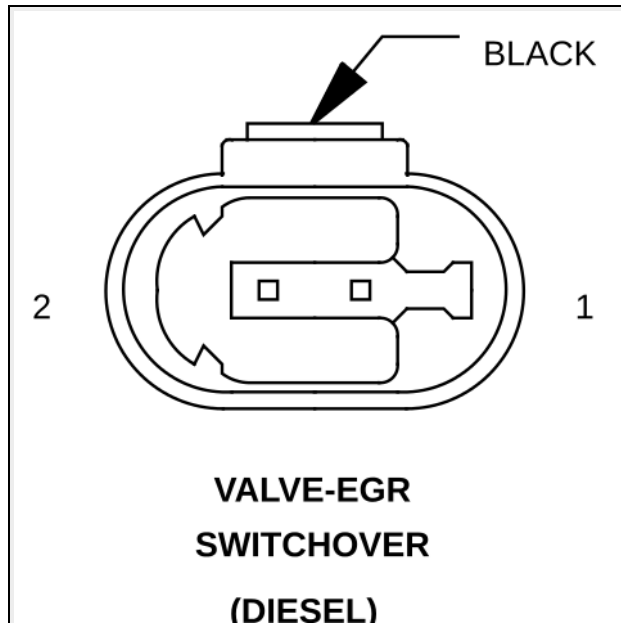
**VALVE-CLUTCH C3 - 2 WAY**

CAV	CIRCUIT	FUNCTION
1	789 16BR	GROUND
2	791 16WT/DB	-



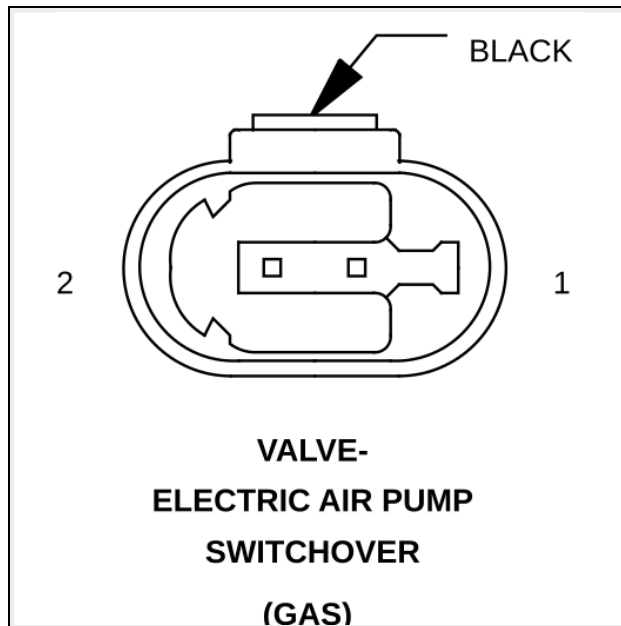
**VALVE-EGR - BLACK 3 WAY**

CAV	CIRCUIT	FUNCTION
1	1308 18GY	EGR SOLENOID CONTROL
2	U748 18BK/DG	FUSED ASD RELAY OUTPUT
3	U6113 18BR	GROUND



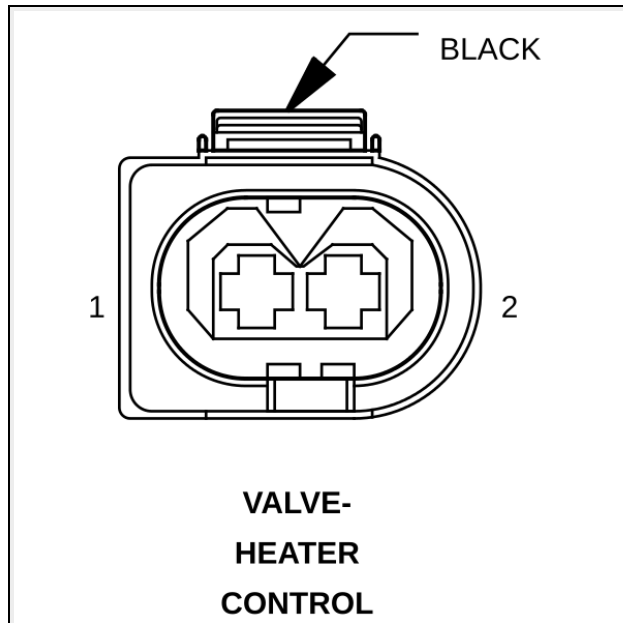
**VALVE-EGR SWITCHOVER - BLACK 2 WAY**

CAV	CIRCUIT	FUNCTION
1	3882 18GY/OR	-
2	U777 18BK/DG	-



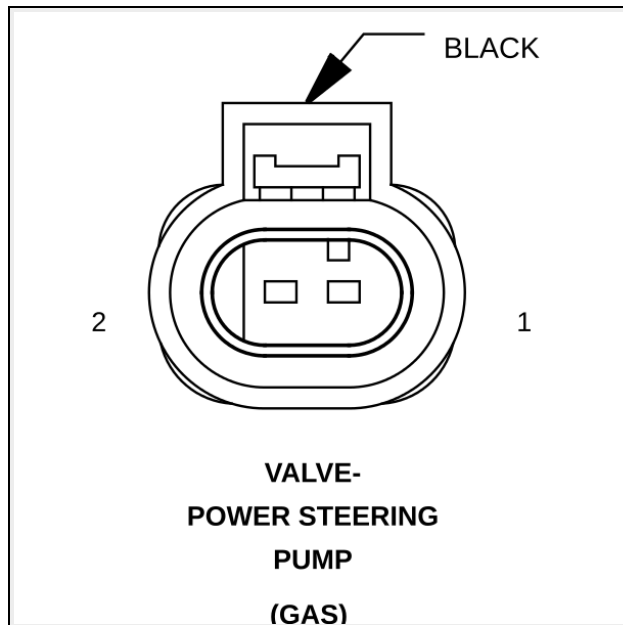
**VALVE-ELECTRIC AIR PUMP SWITCHOVER - BLACK 2 WAY**

CAV	CIRCUIT	FUNCTION
1	1632 18GY/OR	ELECTRIC AIR PUMP SWITCHOVER CONTROL
2	U796 18BK/YL	FUSED MAIN RELAY OUTPUT



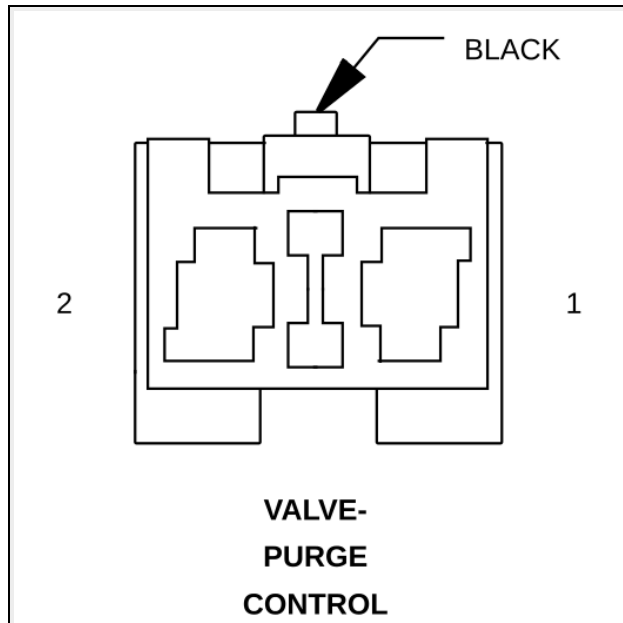
**VALVE-HEATER CONTROL - BLACK 2 WAY**

CAV	CIRCUIT	FUNCTION
1	2368 18DB/GY	-
1	2381 18DB/GY	-
1	3817 14DB/GY	-
2	2367 14BR	GROUND



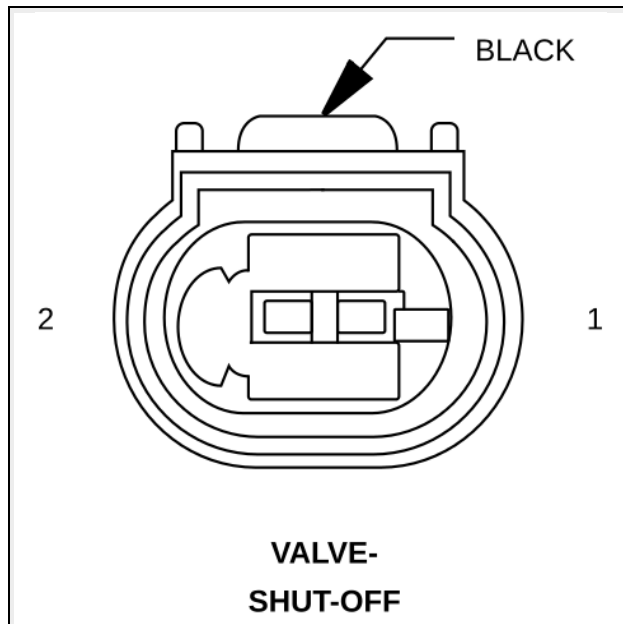
**VALVE-POWER STEERING PUMP - BLACK 2 WAY**

CAV	CIRCUIT	FUNCTION
1	U796 18BK/YL	MAIN RELAY OUTPUT
2	1653 18WT/BK	POWER STEERING ECO CONTROL



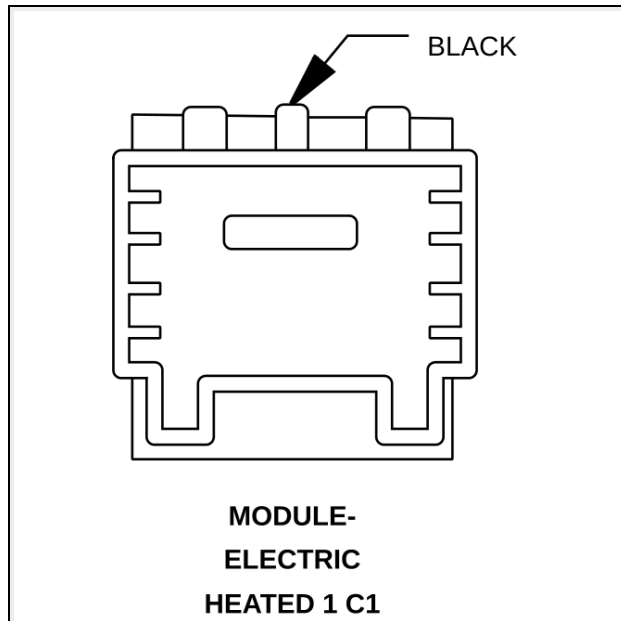
**VALVE-PURGE CONTROL - BLACK 2 WAY**

CAV	CIRCUIT	FUNCTION
1	1659 18OR	-
2	U798 18BK/YL	-



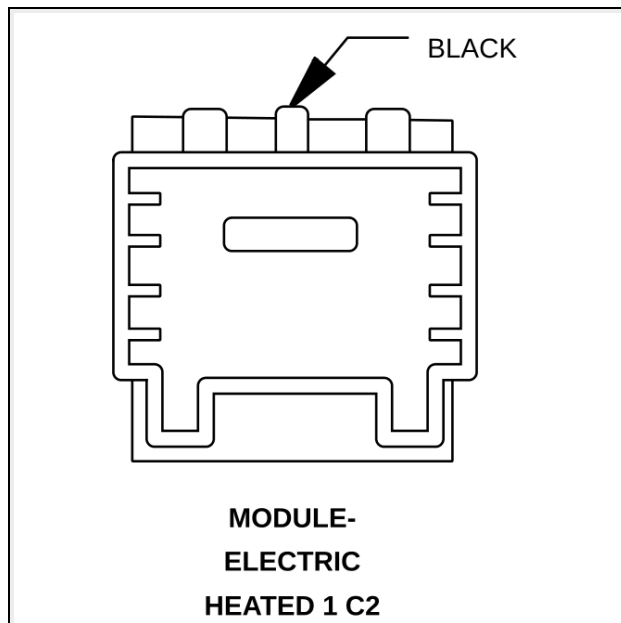
**VALVE-SHUT-OFF - BLACK 2 WAY**

CAV	CIRCUIT	FUNCTION
1	U798 18BK/YL	-
2	1658 18GY	-



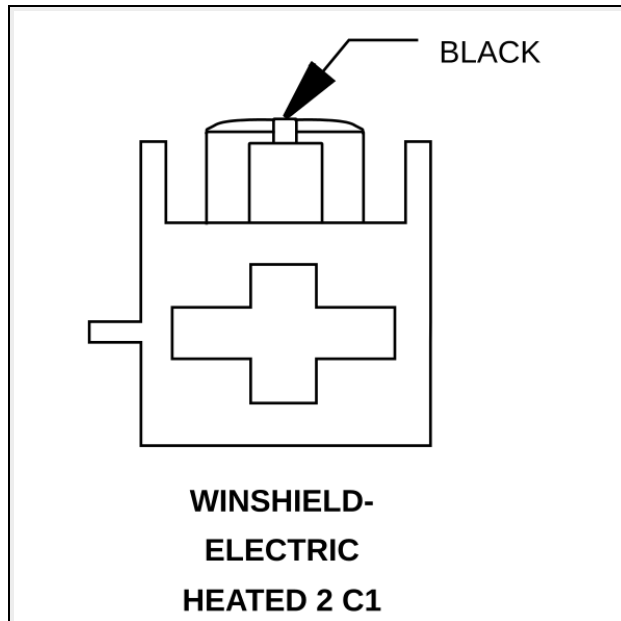
**WINDSHIELD-ELECTRIC HEATED 1 C1 - BLACK 1 WAY**

CAV	CIRCUIT	FUNCTION
1	U117 8RD/YL	REAR WINDOW DEFOGGER RELAY OUTPUT



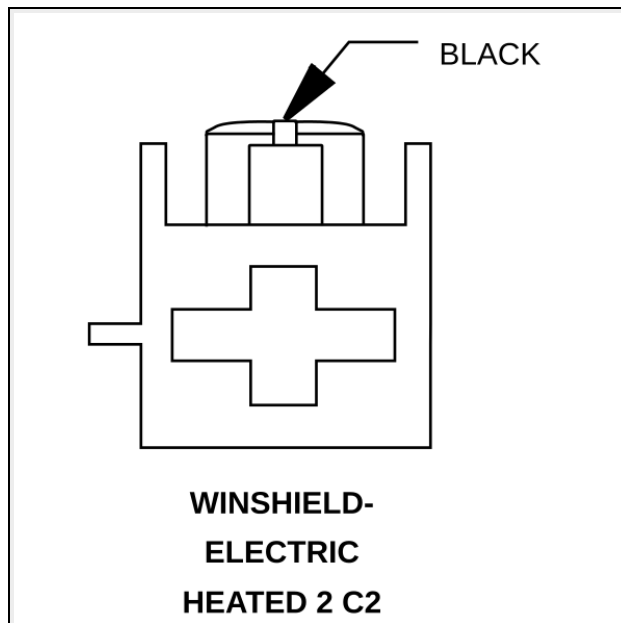
**WINDSHIELD-ELECTRIC HEATED 1 C2 - BLACK 1 WAY**

CAV	CIRCUIT	FUNCTION
1	U117 8RD/YL	REAR WINDOW DEFOGGER RELAY OUTPUT



**WINDSHIELD-ELECTRIC HEATED 2 C1 - BLACK 1 WAY**

CAV	CIRCUIT	FUNCTION
1	981 8BR	GROUND



**WINDSHIELD-ELECTRIC HEATED 2 C2 - BLACK 1 WAY**

CAV	CIRCUIT	FUNCTION
1	982 8BR	GROUND



## DESCRIPTION

This section provides illustrations identifying connector, ground and splice locations in the vehicle. Connector, ground and splice indexes are provided. Use the wiring diagrams in each section for connector, ground and splice identification. Refer to the appropriate index for the proper figure number. For items that are not shown in this section N/S is placed in the Fig. column.

## CONNECTORS

CONNECTOR NAME/NUMBER	COLOR	LOCATION	FIG.
ACTUATOR-BLEND DOOR	BLACK	HVAC (LU KLIMA Harness)	N/S
ACTUATOR-BLEND DOOR 1	BLACK	HVAC Unit (LU KLIMA VORN Harness)	N/S
ACTUATOR-BLEND DOOR 1-ROOF	BLACK	Roof HVAC Unit (LU KLIMA DACH Harness)	N/S
ACTUATOR-BLEND DOOR 2	BLACK	HVAC Unit (LU KLIMA VORN Harness)	N/S
ACTUATOR-BLEND DOOR 2-ROOF	BLACK	Roof HVAC Unit (LU KLIMA DACH Harness)	N/S
ACTUATOR-BLEND DOOR-CENTER	BLACK	Instrument Panel (CLS Harness)	N/S
ACTUATOR-MODE DOOR	BLACK	HVAC (LU KLIMA Harness)	N/S
ACTUATOR-RECIRCULATION DOOR	BLACK	HVAC (LU KLIMA Harness)	N/S
ACTUATOR-RECIRCULATION DOOR-REAR 1 C1	BLACK	Front Body (HLS Harness)	N/S
ACTUATOR-RECIRCULATION DOOR-REAR 1 C2	BLACK	Front Body (HLS Harness)	N/S
ACTUATOR-RECIRCULATION DOOR-REAR 2 C1	BLACK	Body (DLS Harness)	N/S
ACTUATOR-RECIRCULATION DOOR-REAR 2 C2	BLACK	Body (DLS Harness)	N/S
ACTUATOR-RECIRCULATION DOOR-REAR 2 C3	BLACK	Body (DLS Harness)	N/S
ACTUATOR-VNT	BLACK	Diesel Engine (OM642 Harness)	N/S
AIRBAG-DRIVER SQUIB	GREEN	STEERING WHEEL	N/S
AIRBAG-PASSENGER C1	BLACK	Right Instrument Panel (CLS Harness)	N/S
AIRBAG-PASSENGER C2	BLACK	Right Left Instrument Panel (LU AIRBAG BF Harness)	N/S
AIRBAG-SIDE CURTAIN-LEFT C1	BLACK	Left A-Pillar (HLS Harness)	N/S
AIRBAG-SIDE CURTAIN-LEFT C2	BLACK	Left A-Pillar (HLS Harness)	N/S
AIRBAG-SIDE CURTAIN-RIGHT C1	BLACK	Right A-Pillar (HLS Harness)	N/S
AIRBAG-SIDE CURTAIN-RIGHT C2	BLACK	Right A-Pillar (HLS Harness)	N/S
AIRBAG-THORAX-DRIVER C1	GREEN	Driver Seat (LU SITZ FA Harness)	N/S
AIRBAG-THORAX-DRIVER C2	BLACK	Driver Seat (LU SITZ FA Harness)	N/S
AIRBAG-THORAX-PASSENGER C1	BLACK	Passenger Seat (LU SITZ BF Harness)	N/S
AIRBAG-THORAX-PASSENGER C2	BLACK	Passenger Seat (LU SITZ BF Harness)	N/S
ANTENNA-FBS-HATCH	BLACK	Instrument Panel (CLS Harness)	N/S
ASSEMBLY-ANTENNA BOOSTER C1	BLACK	Instrument Panel (CLS Harness)	N/S
ASSEMBLY-ANTENNA BOOSTER C2	BLACK	Instrument Panel (CLS Harness)	N/S
ASSEMBLY-ANTENNA BOOSTER C3	BLACK	Instrument Panel (CLS Harness)	N/S
ASSEMBLY-ANTENNA BOOSTER C4	BLACK	Instrument Panel (CLS Harness)	N/S
ASSEMBLY-ANTENNA BOOSTER C5	BLACK	Instrument Panel (CLS Harness)	N/S
ASSEMBLY-ELECTROHYDRAULIC CONTROL			

UNIT (NAG1)	BLACK	Front Body (HLS Harness)	N/S
ASSEMBLY-SHIFTER LEVER	BLACK	Instrument Panel (CLS Harness)	N/S
BACKLITE-ELECTRIC HEATED-LEFT C1	BLACK	Left Rear Door (HDT LI Harness)	N/S
BACKLITE-ELECTRIC HEATED-LEFT C2	BLACK	Left Rear Door (HDT LI Harness)	N/S
BACKLITE-ELECTRIC HEATED-RIGHT C1	BLACK	Right Rear Door (HDT RE Harness)	N/S
BACKLITE-ELECTRIC HEATED-RIGHT C2	BLACK	Right Rear Door (HDT RE Harness)	N/S
BATTERY	BLACK	Left Front Body Floor (LU MASSE Harness)	N/S
BATTERY-AUXILIARY	BLACK	Engine Compartment (LU MASSE ZUSATZBATTERIE Harness)	N/S
BATTERY-AUXILIARY	BLACK	Front Body (HLS Harness)	N/S
C100	BLACK	Engine (LU SENSOR M272 Harness to M272 Harness Inline)	N/S
C101	BLACK	Engine Compartment (HLS Harness to M272 Harness Inline)	N/S
C102	BLACK	Front Body (HLS Harness to LU KLIMA VORN Harness Inline)	N/S
C103	BLACK	Front Body (HLS Harness to M272 Harness Inline)	N/S
C104	BLACK	Center Underbody (LU TANK Harness to HLS Harness Inline)	N/S
C105	BLACK	Engine Compartment (HLS Harness to OM642 Harness Inline)	N/S
C200	BLACK	Front Body (HLS Harness) to Driver Door (FT Harness) Inline	N/S
C201	BLACK	Front Body (HLS Harness) to Driver Door (FT Harness) Inline	N/S
C202	BLACK	Instrument Panel (CLS Harness) to Body (DLS Harness) Inline	N/S
C203	BLACK	Instrument Panel (CLS Harness) to Body (DLS Harness) Inline	N/S
C204	BLACK	Passenger Door (BFT Harness) to Front Body (HLS Harness) Inline	N/S
C205	BLACK	Instrument Panel (CLS Harness) to Front Body (HLS Harness) Inline	N/S
C206	BLACK	Instrument Panel (CLS Harness) to Front Body (HLS Harness) Inline	N/S
C207	BLACK	Front Body (HLS Harness)	N/S
C208	BLACK	Instrument Panel (CLS Harness) to HVAC (LU KLIMA Harness) Inline	N/S
C300	BLACK	Instrument Panel (CLS Harness) to Front Body (HLS Harness) Inline	N/S
C301	BLACK	Driver Door (FT Harness) to Front Body (HLS Harness) Inline	N/S
C302	BLACK	Passenger Door (BFT Harness) to Front Body (HLS Harness) Inline	N/S
C303	BLACK	Front Body (HLS Harness) to Driver Seat (LU GURTSCHLOSS Harness) Inline	N/S
		Front Body (HLS Harness) to Driver Seat	

C304	BLACK	(LU SITZ FA Harness) Inline	N/S
C305	BLACK	Front Body (HLS Harness) to Passenger Seat (LU SITZ BF Harness) Inline	N/S
C306	BLACK	Front Body (HLS Harness) to Center Seat (LU SITZ DFN Harness) Inline	N/S
C307	BLACK	Instrument Panel (CLS Harness) to Left Instrument Panel (LU AIRBAG BF Harness) Inline	N/S
C308	BLACK	Body (HLS Harness) to Rear Bumper (LU PTS HI Harness) Inline	N/S
C312	BLACK	Instrument Panel (CLS Harness) to Front Body (HLS Harness) Inline	N/S
C313	BLACK	Instrument Panel (CLS Harness) to HVAC (LU KLIMA Harness) Inline	N/S
C314	BLACK	Instrument Panel (CLS Harness) to Body (DLS Harness) Inline	N/S
C315	BLACK	Instrument Panel (CLS Harness) to Front Body (HLS Harness) Inline	N/S
C316	BLACK	Driver Door (FT Harness) to Front Body (HLS Harness) Inline	N/S
C317	BLACK	Body (DLS Harness) to Front Body (HLS Harness) Inline	N/S
C319	BLACK	Body (DLS Harness)	N/S
C320	BLACK	Body (DLS Harness) to Left Rear Door (HDT_LI Harness) Inline	N/S
C321	BLACK	Left Rear Door (HDT_LI Harness)	N/S
C322	BLACK	Right Rear Door (HDT_RE Harness)	N/S
C323	BLACK	Body (DLS Harness) to Right Rear Door (HDT_RE Harness) Inline	N/S
C324	BLACK	Body (DLS Harness)	N/S
C325	BLACK	Body (DLS Harness) to Roof HVAC Unit (LU KLIMA DACH Harness) Inline	N/S
C326	BLACK	Instrument Panel (CLS Harness) to Body (DLS Harness) Inline	N/S
C327	BLACK	Instrument Panel (CLS Harness) to Front Body (LU MONITOR Harness) Inline	N/S
C328	BLACK	Front Body (HLS Harness)	N/S
C329	BLACK	Front Body (HLS Harness) to LU KETTE LST LI Harness Inline	N/S
C330	BLACK	Passenger Door (BFT Harness) to Front Body (HLS Harness) Inline	N/S
C331	BLACK	Left Rear Door (DOKA_LI Harness) to Front Body (HLS Harness) Inline	N/S
C332	BLACK	Front Body (HLS Harness) to Front Underbody (LU ALS VO Harness) Inline	N/S
C333	BLACK	Front Body (HLS Harness) to Front Underbody (LU ALS VO Harness) Inline	N/S
C334	BLACK	Front Body (HLS Harness) to Rear Underbody (LU ALS HI Harness) Inline	N/S
C335	BLACK	Front Body (HLS Harness) to Rear	N/S

		Underbody (LU ALS HI Harness) Inline	
C336	BLACK	Body (DLS Harness) to Right Rear Door (HDT_RE Harness) Inline	N/S
C337	BLACK	Instrument Panel (CLS Harness) to Front Body (HLS Harness) Inline	N/S
C338	BLACK	Body (DLS Harness) to Rear Body (LU KAMERA Harness) Inline	N/S
C340	BLACK	Front Body (HLS Harness) to LU KETTE LST RE Harness Inline	N/S
C342	BLACK	Front Body (HLS Harness)	N/S
C343	BLACK	Front Body (HLS Harness)	N/S
C380	BLACK	LST RE to LU KETTE LST RE Inline	N/S
C381	BLACK	LU KETTE LST RE to Body (HLS harness) Inline	N/S
C382	BLACK	LU KETTE LST LI to Body (HLS Harness) Inline	N/S
C387	BLACK	LU LW VORN to Body (HLS Harness) Inline	N/S
C389	BLACK	LST_LI to LU KETTE LST LI Inline	N/S
CAMERA-REAR C1	BLACK	Rear Body (LU KAMERA Harness)	N/S
CAMERA-REAR C2	BLACK	Rear Body (LU KAMERA Harness)	N/S
CAMERA-REAR C3	BLACK	Rear Body (LU KAMERA Harness)	N/S
CAMERA-REAR C4	BLACK	Rear Body (LU KAMERA Harness)	N/S
CAMERA-REAR C5	BLACK	Rear Body (LU KAMERA Harness)	N/S
CAMERA-REAR C6	BLACK	Rear Body (LU KAMERA Harness)	N/S
CAMERA-REAR C7	BLACK	Rear Body (LU KAMERA Harness)	N/S
CAMERA-REAR C8	BLACK	Rear Body (LU KAMERA Harness)	N/S
CAPACITOR-IGNITION-LEFT C1	BLACK	Gas Engine (M272 Harness)	N/S
CAPACITOR-IGNITION-LEFT C2	BLACK	Gas Engine (M272 Harness)	N/S
CAPACITOR-IGNITION-RIGHT C1	BLACK	Gas Engine (M272 Harness)	N/S
CAPACITOR-IGNITION-RIGHT C2	BLACK	Gas Engine (M272 Harness)	N/S
CD CHANGER	BLACK	Instrument Panel (CLS Harness)	N/S
CIGAR LIGHTER	BLACK	Instrument Panel (CLS Harness)	N/S
CLUSTER	BLACK	Left Side of Instrument Panel (CLS Harness)	N/S
COIL-IGNITION 1	BLACK	Gas Engine (M272 Harness)	N/S
COIL-IGNITION 2	BLACK	Gas Engine (M272 Harness)	N/S
COIL-IGNITION 3	BLACK	Gas Engine (M272 Harness)	N/S
COIL-IGNITION 4	BLACK	Gas Engine (M272 Harness)	N/S
COIL-IGNITION 5	BLACK	Gas Engine (M272 Harness)	N/S
COIL-IGNITION 6	BLACK	Gas Engine (M272 Harness)	N/S
CONNECTOR-TRAILER TOW	BLACK	REAR BODY	N/S
CONNECTOR-UPFITTERS X145/6	BLACK	Body (HLS Harness)	N/S
CONNECTOR-UPFITTERS X178	BLACK	Body (DLS Harness)	N/S

CONNECTOR-UPFITTERS X52/10	BLACK	Front Body (HLS Harness)	N/S
CONNECTOR-UPFITTERS X52/9	BLACK	Front Body (HLS Harness)	N/S
CONTROL-A/C-HEATER C1	BLACK	HVAC (LU KLIMA Harness)	N/S
CONTROL-A/C-HEATER C2	BLACK	HVAC (LU KLIMA Harness)	N/S
CONTROL-A/C-HEATER C3	WHITE	Center of Instrument Panel (CLS Harness)	N/S
CONTROL-A/C-HEATER C4	BLACK	Center of Instrument Panel (CLS Harness)	N/S
CONTROL-A/C-HEATER C5	BLACK	HVAC (LU KLIMA Harness)	N/S
CONTROL-A/C-HEATER C6	BLACK	Center of Instrument Panel (CLS Harness)	N/S
CONTROL-A/C-HEATER C7	BLACK	Center of Instrument Panel (CLS Harness)	N/S
CONTROL-A/C-HEATER C8	BLACK	Center of Instrument Panel (CLS Harness)	N/S
CONTROL-A/C-HEATER C9	BLACK	Center of Instrument Panel (CLS Harness)	N/S
DATA LINK CONNECTOR	BLACK	Left Kick Panel (HLS Harness)	N/S
DIAGNOSTIC JUNCTION BLOCK 24 C1	BLACK	Right Lower Front Body (HLS Harness)	N/S
DIAGNOSTIC JUNCTION BLOCK 24 C2	BLACK	Right Lower Front Body (HLS Harness)	N/S
DIAGNOSTIC JUNCTION BLOCK 24 C3	BLACK	Right Lower Front Body (HLS Harness)	N/S
DIAGNOSTIC JUNCTION BLOCK 24 C4	BLACK	Right Lower Front Body (HLS Harness)	N/S
DIAGNOSTIC JUNCTION BLOCK 24 C5	BLACK	Right Lower Front Body (HLS Harness)	N/S
DIAGNOSTIC JUNCTION BLOCK 24 C6	BLACK	Right Lower Front Body (HLS Harness)	N/S
DIAGNOSTIC JUNCTION BLOCK 24 C7	BLACK	Right Lower Front Body (HLS Harness)	N/S
DIAGNOSTIC JUNCTION BLOCK 24 C8	BLACK	Right Lower Front Body (HLS Harness)	N/S
DIAGNOSTIC JUNCTION BLOCK 24 C9	BLACK	Right Lower Front Body (HLS Harness)	N/S
DIAGNOSTIC JUNCTION BLOCK 25 C1	BLACK	Instrument Panel (CLS Harness)	N/S
DIAGNOSTIC JUNCTION BLOCK 25 C2	BLACK	Instrument Panel (CLS Harness)	N/S
DIAGNOSTIC JUNCTION BLOCK 25 C3	BLACK	Instrument Panel (CLS Harness)	N/S
DIAGNOSTIC JUNCTION BLOCK 25 C4	BLACK	Instrument Panel (CLS Harness)	N/S
DIAGNOSTIC JUNCTION BLOCK 25 C6	BLACK	Instrument Panel (CLS Harness)	N/S
DIAGNOSTIC JUNCTION BLOCK 25 C7	BLACK	Instrument Panel (CLS Harness)	N/S
DIAGNOSTIC JUNCTION BLOCK 26 C1	BLACK	Front Body (HLS Harness)	N/S
DIAGNOSTIC JUNCTION BLOCK 26 C2	BLACK	Front Body (HLS Harness)	N/S
DIAGNOSTIC JUNCTION BLOCK 26 C3	BLACK	Front Body (HLS Harness)	N/S
DIAGNOSTIC JUNCTION BLOCK 26 C4	BLACK	Front Body (HLS Harness)	N/S
DIAGNOSTIC JUNCTION BLOCK 27 C1	BLACK	Right Lower Front Body (CLS Harness)	N/S
DIAGNOSTIC JUNCTION BLOCK 27 C10	BLACK	Right Lower Front Body (CLS Harness)	N/S
DIAGNOSTIC JUNCTION BLOCK 27 C2	BLACK	Right Lower Front Body (CLS Harness)	N/S
DIAGNOSTIC JUNCTION BLOCK 27 C3	BLACK	Right Lower Front Body (CLS Harness)	N/S
DIAGNOSTIC JUNCTION BLOCK 27 C4	BLACK	Right Lower Front Body (CLS Harness)	N/S
DIAGNOSTIC JUNCTION BLOCK 27 C5	BLACK	Right Lower Front Body (CLS Harness)	N/S

DIAGNOSTIC JUNCTION BLOCK 27 C6	BLACK	Right Lower Front Body (CLS Harness)	N/S
DIAGNOSTIC JUNCTION BLOCK 27 C8	BLACK	Right Lower Front Body (CLS Harness)	N/S
DIAGNOSTIC JUNCTION BLOCK 27 C9	BLACK	Right Lower Front Body (CLS Harness)	N/S
DISPLAY-FRONT PARK ASSIST	BLACK	Instrument Panel (CLS Harness)	N/S
DISPLAY-REAR PARK ASSIST	LT. BLUE	Front Body (HLS Harness)	N/S
FUSE/RELAY BLOCK C1	BLACK	Left Kick Panel (CLS Harness)	<a href="#">Fig. 14</a>
FUSE/RELAY BLOCK C2	BLACK	Left Kick Panel (HLS Harness)	<a href="#">Fig. 14</a>
FUSE/RELAY BLOCK C3	BLACK	Left Kick Panel (HLS Harness)	<a href="#">Fig. 14</a>
FUSE/RELAY BLOCK C4	BLACK	Left Kick Panel (HLS Harness)	<a href="#">Fig. 14</a>
FUSE/RELAY BLOCK C5	BLACK	Left Kick Panel (HLS Harness)	<a href="#">Fig. 14</a>
GENERATOR	BLACK	Engine (LU GENERATOR Harness)	N/S
GLOW PLUG 1	BLACK	Diesel Engine (OM642 Harness)	N/S
GLOW PLUG 2	BLACK	Diesel Engine (OM642 Harness)	N/S
GLOW PLUG 3	BLACK	Diesel Engine (OM642 Harness)	N/S
GLOW PLUG 4	BLACK	Diesel Engine (OM642 Harness)	N/S
GLOW PLUG 5	BLACK	Diesel Engine (OM642 Harness)	N/S
GLOW PLUG 6	BLACK	Diesel Engine (OM642 Harness)	N/S
HEATER-CRANKCASE VENT	BLACK	Diesel Engine (OM642 Harness)	N/S
HEATER-CUSHION PAD-DRIVER C1	BLACK	Driver Seat (LU SITZ FA Harness)	N/S
HEATER-CUSHION PAD-DRIVER C2	BLACK	Driver Seat (LU SITZ FA Harness)	N/S
HEATER-CUSHION PAD-PASSENGER C1	BLACK	Passenger Seat (LU SITZ BF Harness)	N/S
HEATER-CUSHION PAD-PASSENGER C2	BLACK	Passenger Seat (LU SITZ BF Harness)	N/S
HEATER-RADIO SIGNAL RECEIVER	BLACK	Instrument Panel (CLS Harness)	N/S
HEATER-SEAT BACK-DRIVER C1	BLACK	Driver Seat (LU SITZ FA Harness)	N/S
HEATER-SEAT BACK-DRIVER C2	BLACK	Driver Seat (LU SITZ FA Harness)	N/S
HEATER-SEAT BACK-PASSENGER C1	BLACK	Passenger Seat (LU SITZ BF Harness)	N/S
HEATER-SEAT BACK-PASSENGER C2	BLACK	Passenger Seat (LU SITZ BF Harness)	N/S
HOLDER-CELLPHONE (UNLINKED)	BLACK	Left Instrument Panel (LU HANDY AUFNAHME Harness)	N/S
HOLDER-CELLPHONE C1	BLACK	Instrument Panel (CLS Harness)	N/S
HORN 1	BLACK	Engine Compartment (HLS Harness)	N/S
HORN-REVERSE	BLACK	Body (HLS Harness)	N/S
INJECTOR-FUEL 1	BLACK	Diesel Engine (OM642 Harness)	N/S
INJECTOR-FUEL 1	BLACK	Gas Engine (M272 Harness)	N/S
INJECTOR-FUEL 2	BLACK	Diesel Engine (OM642 Harness)	N/S
INJECTOR-FUEL 2	BLACK	Gas Engine (M272 Harness)	N/S
INJECTOR-FUEL 3	BLACK	Diesel Engine (OM642 Harness)	N/S
INJECTOR-FUEL 3	BLACK	Gas Engine (M272 Harness)	N/S
INJECTOR-FUEL 4	BLACK	Diesel Engine (OM642 Harness)	N/S
INJECTOR-FUEL 4	BLACK	Gas Engine (M272 Harness)	N/S
INJECTOR-FUEL 5	BLACK	Diesel Engine (OM642 Harness)	N/S
INJECTOR-FUEL 5	BLACK	Gas Engine (M272 Harness)	N/S

INJECTOR-FUEL 6	BLACK	Diesel Engine (OM642 Harness)	N/S
INJECTOR-FUEL 6	BLACK	Gas Engine (M272 Harness)	N/S
LAMP AND SWITCH-CEILING 1-REAR	BLACK	Body Ceiling (DLS Harness)	N/S
LAMP AND SWITCH-CEILING 2-REAR	BLACK	Body Ceiling (DLS Harness)	N/S
LAMP AND SWITCH-CEILING 3-REAR	BLACK	Body Ceiling (DLS Harness)	N/S
LAMP AND SWITCH-CEILING-FRONT	BLACK	Front Body Ceiling (DLS Harness)	N/S
LAMP-CEILING 2-REAR C1	BLACK	Rear Body Ceiling (DLS Harness)	N/S
LAMP-CEILING 2-REAR C2	BLACK	Rear Body Ceiling (DLS Harness)	N/S
LAMP-CEILING 3-REAR C1	BLACK	Rear Body Ceiling (DLS Harness)	N/S
LAMP-CEILING 3-REAR C2	BLACK	Rear Body Ceiling (DLS Harness)	N/S
LAMP-CEILING 4-REAR C1	BLACK	Rear Body Ceiling (DLS Harness)	N/S
LAMP-CEILING 4-REAR C2	BLACK	Rear Body Ceiling (DLS Harness)	N/S
LAMP-CEILING-REAR	BLACK	Rear Body Ceiling (DLS Harness)	N/S
LAMP-ENTRY-DRIVER C1	BLACK	Driver Door (FT Harness)	N/S
LAMP-ENTRY-DRIVER C2	BLACK	Driver Door (FT Harness)	N/S
LAMP-ENTRY-LEFT REAR	BLACK	Body (HLS Harness)	N/S
LAMP-ENTRY-PASSENGER C1	BLACK	Passenger Door (BFT Harness)	N/S
LAMP-ENTRY-PASSENGER C2	BLACK	Passenger Door (BFT Harness)	N/S
LAMP-ENTRY-RIGHT REAR	BLACK	Body (HLS Harness)	N/S
LAMP-FOG-LEFT FRONT	BLACK	Engine Compartment (HLS Harness)	N/S
LAMP-FOG-RIGHT FRONT	BLACK	Engine Compartment (HLS Harness)	N/S
LAMP-GLOVE BOX	BLACK	Right Instrument Panel (CLS Harness)	N/S
LAMP-HEADLAMP-LEFT	BLACK	Engine Compartment (HLS Harness)	N/S
LAMP-HEADLAMP-RIGHT	BLACK	Engine Compartment (HLS Harness)	N/S
LAMP-IDENTIFICATION-CENTER FRONT	BLACK	Center Front Body (DLS Harness)	N/S
LAMP-IDENTIFICATION-LEFT FRONT	BLACK	Left Front Body (DLS Harness)	N/S
LAMP-IDENTIFICATION-RIGHT FRONT	BLACK	Right Front Body (DLS Harness)	N/S
LAMP-LICENSE-LEFT	BLACK	Left Rear Door (HDT_LI Harness)	N/S
LAMP-LICENSE-RIGHT	BLACK	Left Rear Door (HDT_LI Harness)	N/S
LAMP-LOAD AREA 1-LEFT C1	BLACK	Rear Body (DLS Harness)	N/S
LAMP-LOAD AREA 1-LEFT C2	BLACK	Rear Body (DLS Harness)	N/S
LAMP-LOAD AREA 1-RIGHT C1	BLACK	Rear Body (DLS Harness)	N/S
LAMP-LOAD AREA 1-RIGHT C2	BLACK	Rear Body (DLS Harness)	N/S
LAMP-LOAD AREA 2-RIGHT C1	BLACK	Rear Body (DLS Harness)	N/S
LAMP-LOAD AREA 2-RIGHT C2	BLACK	Rear Body (DLS Harness)	N/S
LAMP-LOAD AREA-REAR	BLACK	Rear Body (DLS Harness)	N/S
LAMP-TAIL STOP 3	BLACK	Rear Body (DLS Harness)	N/S
LAMP-WORKING 1 C1	BLACK	Body (DLS Harness)	N/S
LAMP-WORKING 1 C2	BLACK	Body (DLS Harness)	N/S
LAMP-WORKING 2 C1	BLACK	Body (DLS Harness)	N/S

LAMP-WORKING 2 C2	BLACK	Body (DLS Harness)	N/S
LATCH-DOOR-DRIVER	BLACK	Driver Door (FT Harness)	N/S
LATCH-DOOR-LEFT SLIDING	BLACK	Left Sliding Door (LST_LI Harness)	N/S
LATCH-DOOR-PASSENGER	BLACK	Passenger Door (BFT Harness)	N/S
LATCH-DOOR-REAR	BLACK	Right Rear Door (HDT_RE Harness)	N/S
LATCH-DOOR-RIGHT SLIDING	BLACK	Right Sliding Door (LST_RE Harness)	N/S
MICROPHONE-HANDS FREE	BLACK	Instrument Panel (CLS Harness)	N/S
MIRROR-OUTSIDE REARVIEW-LEFT C1	BLACK	Driver Door (FT Harness)	N/S
MIRROR-OUTSIDE REARVIEW-LEFT C2	WHITE	Driver Door (FT Harness)	N/S
MIRROR-OUTSIDE REARVIEW-RIGHT C1	BLACK	Passenger Door (BFT Harness)	N/S
MIRROR-OUTSIDE REARVIEW-RIGHT C2	YELLOW	Passenger Door (BFT Harness)	N/S
MODULE-ADAPTIVE LIGHTING	BLACK	Front Body (HLS Harness)	N/S
MODULE-ADDITIONAL TURN SIGNAL CONTROL	BLACK	Front Body (HLS Harness)	N/S
MODULE-ANTI-LOCK BRAKES	BLACK	Front Body (HLS Harness)	N/S
MODULE-AUXILIARY HEATER 1 C1	BLACK	Front Body (HLS Harness)	N/S
MODULE-AUXILIARY HEATER 1 C2	BLACK	Front Body (HLS Harness)	N/S
MODULE-AUXILIARY HEATER 2 C1	BLACK	Front Body (HLS Harness)	N/S
MODULE-AUXILIARY HEATER 2 C2	BLACK	Front Body (HLS Harness)	N/S
MODULE-BODY CONTROL C1	BROWN	Instrument Panel (CLS Harness)	<a href="#">Fig. 15</a>
MODULE-BODY CONTROL C3	BLACK	Front Body (HLS Harness)	<a href="#">Fig. 15</a>
MODULE-BODY CONTROL C6	BLACK	Body (DLS Harness)	<a href="#">Fig. 15</a>
MODULE-BODY CONTROL C7	BLACK	Front Body (HLS Harness)	<a href="#">Fig. 15</a>
MODULE-BODY CONTROL C9	BROWN	Front Body (HLS Harness)	<a href="#">Fig. 15</a>
MODULE-DOOR-DRIVER C1	BLACK	Driver Door (FT Harness)	N/S
MODULE-DOOR-DRIVER C2	BLACK	Driver Door (FT Harness)	N/S
MODULE-DOOR-DRIVER C3	BLACK	Driver Door (FT Harness)	N/S
MODULE-ENGINE CONTROL C1	BLACK	Diesel Engine (OM642 Harness)	N/S
MODULE-ENGINE CONTROL C2	BLACK	Front Body (HLS Harness)	N/S
MODULE-FUEL PUMP (DIESEL)	BLACK	Center Underbody (LU TANK Harness)	N/S
MODULE-FUEL PUMP (GAS)	BLACK	Center Underbody (LU TANK Harness)	N/S
MODULE-GLOW PLUG C1	BLACK	Engine (LU GZE KL30 Harness)	N/S
MODULE-GLOW PLUG C2	BLACK	Diesel Engine (OM642 Harness)	N/S
MODULE-HANDS FREE C1	BLACK	Left Instrument Panel (LU HANDY AUFNAHME Harness)	N/S
MODULE-OCCUPANT RESTRAINT CONTROLLER C1 (HIGHLINE)	BLACK	Front Body (HLS Harness)	N/S
MODULE-OCCUPANT RESTRAINT CONTROLLER C1 (LOWLINE)	BLACK	Front Body (HLS Harness)	N/S
MODULE-OCCUPANT RESTRAINT CONTROLLER C2 (HIGHLINE)	BLACK	Instrument Panel (CLS Harness)	N/S
MODULE-OCCUPANT RESTRAINT CONTROLLER C2 (LOWLINE)	BLACK	Instrument Panel (CLS Harness)	N/S
MODULE-PARK ASSIST C1	BLACK	Front Body (HLS Harness)	N/S



MODULE-PARK ASSIST C2	BLACK	Front Body (HLS Harness)	N/S
MODULE-POWERTRAIN CONTROL C1	BLACK	Engine Compartment (HLS Harness)	N/S
MODULE-POWERTRAIN CONTROL C2	BLACK	Gas Engine (M272 Harness)	N/S
MODULE-PROGRAMMABLE SPECIAL C1	GRAY	Front Body (HLS Harness)	N/S
MODULE-PROGRAMMABLE SPECIAL C2	BLACK	Front Body (HLS Harness)	N/S
MODULE-ROOF CONTROL C1	BLACK	Body (DLS Harness)	N/S
MODULE-ROOF CONTROL C2	BLACK	Body (DLS Harness)	N/S
MODULE-ROOF CONTROL C3	BLACK	Body (DLS Harness)	N/S
MODULE-ROOF CONTROL C4	BLACK	Roof (LU DBE Harness)	N/S
MODULE-ROOF CONTROL C5	BLACK	Body (DLS Harness)	N/S
MODULE-ROOF CONTROL C6	BLACK	Body (DLS Harness)	N/S
MODULE-STEERING COLUMN LOCK	BLACK	Instrument Panel (CLS Harness)	N/S
MODULE-STEERING CONTROL C1	BLACK	Instrument Panel (CLS Harness)	N/S
MODULE-STEERING CONTROL C2	BLACK	Instrument Panel (CLS Harness)	N/S
MODULE-TIRE PRESSURE MONITOR	BLACK	Front Body (HLS Harness)	N/S
MODULE-TRAILER TOW LIGHTING C1	BLACK	Front Body (HLS Harness)	N/S
MODULE-TRAILER TOW LIGHTING C2	BLACK	Front Body (HLS Harness)	N/S
MODULE-TRAILER TOW LIGHTING C3	BLACK	Front Body (HLS Harness)	N/S
MODULE-TRAILER TOW LIGHTING C4	BLACK	Front Body (HLS Harness)	N/S
MODULE-TRANSMISSION CONTROL C1	BLACK	Front Body (HLS Harness)	N/S
MODULE-TRANSMISSION CONTROL C2	BLACK	Front Body (HLS Harness)	N/S
MOTOR-BLOWER	BLACK	HVAC (LU KLIMA Harness)	N/S
MOTOR-HEADLAMP WASHER	BLACK	Front Body (HLS Harness)	N/S
MOTOR-ROOF VENTILATOR	BLACK	Body (DLS Harness)	N/S
MOTOR-SUNROOF	BLACK	Body (DLS Harness)	N/S
MOTOR-VENT WINDOW-LEFT REAR	NATURAL	Body (DLS Harness)	N/S
MOTOR-VENT WINDOW-RIGHT REAR	NATURAL	Body (DLS Harness)	N/S
MOTOR-WINDOW-DRIVER	BLACK	Driver Door (FT Harness)	N/S
MOTOR-WINDOW-PASSENGER	BLACK	Passenger Door (BFT Harness)	N/S
MOTOR-WIPER-FRONT	BLACK	Front Body (HLS Harness)	N/S
MOTOR-WIPER-REAR DOOR-LEFT	WHITE	Left Rear Door (HDT_LI Harness)	N/S
MOTOR-WIPER-REAR DOOR-RIGHT	WHITE	Right Rear Door (HDT_RE Harness)	N/S
POWER OUTLET-BOX SEAT LEFT	BLACK	LEFT SEAT	N/S
POWER OUTLET-FRONT	BLACK	Instrument Panel (CLS Harness)	N/S
POWER OUTLET-LEFT REAR	BLACK	LEFT REAR BODY	N/S
POWER OUTLET-RIGHT REAR	BLACK	RIGHT REAR BODY	N/S
PTC-HEATER C1	BLACK	HVAC (LU KLIMA Harness)	N/S
PTC-HEATER C2	BLACK	Instrument Panel (CLS Harness)	N/S
PTC-HEATER C3	BLACK	Instrument Panel (CLS Harness)	N/S
PUMP-COMMON RAIL	BLACK	Diesel Engine (OM642 Harness)	N/S

PUMP-DOSING-AUXILIARY HEAT C1	BLACK	Front Body (HLS Harness)	N/S
PUMP-DOSING-AUXILIARY HEAT C2	BLACK	Front Body (HLS Harness)	N/S
PUMP-ELECTRIC AIR	BLACK	Gas Engine (M272 Harness)	N/S
PUMP-WASHER-REAR DOOR	BLACK	Engine Compartment (HLS Harness)	N/S
PUMP-WASHER-WINDSHIELD	BLACK	Engine Compartment (HLS Harness)	N/S
RADIO	BLACK	Center Instrument Panel (CLS Harness)	N/S
RADIO C1	BLACK	Center Instrument Panel (CLS Harness)	N/S
RADIO C10	BLACK	Center Instrument Panel (CLS Harness)	N/S
RADIO C2	BLACK	Center Instrument Panel (CLS Harness)	N/S
RADIO C3	BLACK	Center Instrument Panel (CLS Harness)	N/S
RADIO C4	BLACK	Center Instrument Panel (CLS Harness)	N/S
RADIO C5	BLACK	Center Instrument Panel (CLS Harness)	N/S
RADIO C6	BLACK	Center Instrument Panel (CLS Harness)	N/S
RADIO C7	BLACK	Center Instrument Panel (CLS Harness)	N/S
RADIO C8	LT. GREEN	Center Instrument Panel (CLS Harness)	N/S
RADIO C9	BLACK	Center Instrument Panel (CLS Harness)	N/S
REGULATOR-BLOWER MOTOR	BLACK	Instrument Panel (CLS Harness)	N/S
RELAY-ADDITIONAL-TERMINAL 15	BLACK	Front Body (HLS Harness)	N/S
RELAY-AUXILIARY FAN	BLACK	HVAC Unit (LU KLIMA VORN Harness)	N/S
RELAY-AUXILIARY FAN-ROOF	BLACK	Roof HVAC Unit (LU KLIMA DACH Harness)	N/S
RELAY-BATTERY ISOLATOR C1	BLACK	Front Body (HLS Harness)	N/S
RELAY-BATTERY ISOLATOR C2	BLACK	Front Body (HLS Harness)	N/S
RELAY-BATTERY ISOLATOR C3	BLACK	Front Body (HLS Harness)	N/S
RELAY-BLOWER VENT	BLACK	Front Body (HLS Harness)	N/S
RELAY-ELECTRIC AIR PUMP	BLACK	Front Body (HLS Harness)	N/S
RELAY-HEATED WINDSHIELD	BLACK	Front Body (HLS Harness)	N/S
RELAY-REAR WINDOW DEFOGGER 1	BLACK	Front Body (HLS Harness)	N/S
RELAY-REAR WINDOW DEFOGGER 2	BLACK	Front Body (HLS Harness)	N/S
RELAY-RELIEF-TERMINAL 15	BLACK	Front Body (HLS Harness)	N/S
RESISOR-BLOWER MOTOR-ADDITIONAL	BLACK	HVAC (LU KLIMA Harness)	N/S
S331 S334		Left Center Headliner	<a href="#">Fig. 8</a>
SEAT BELT-TENSIONER-DRIVER	BLACK	Front Body (HLS Harness)	N/S
SEAT BELT-TENSIONER-FRONT CENTER	BLACK	Center Seat (LU SITZ DFN Harness)	N/S
SEAT BELT-TENSIONER-PASSENGER	BLACK	Front Body (HLS Harness)	N/S
SENSOR-A/C PRESSURE	BLACK	Front Body (HLS Harness)	N/S
SENSOR-A/C PRESSURE-ROOF	BLACK	Body (DLS Harness)	N/S
SENSOR-ACCELERATOR PEDAL POSITION	BLACK	Front Body (HLS Harness)	N/S
SENSOR-AIR PUMP FLOW	BLACK	Gas Engine (M272 Harness)	N/S
SENSOR-AMBIENT AIR TEMPERATURE	BLACK	Front Body (HLS Harness)	N/S

SENSOR-BOOST PRESSURE	BLACK	Diesel Engine (OM642 Harness)	N/S
SENSOR-BRAKE-LEFT FRONT	BLACK	Front Underbody (LU ALS VO Harness)	N/S
SENSOR-BRAKE-LEFT REAR	BLACK	Rear Underbody (LU ALS HI Harness)	N/S
SENSOR-BRAKE-RIGHT FRONT	BLACK	Front Underbody (LU ALS VO Harness)	N/S
SENSOR-BRAKE-RIGHT REAR	BLACK	Rear Underbody (LU ALS HI Harness)	N/S
SENSOR-CAMSHAFT POSITION (DIESEL)	BLACK	Diesel Engine (OM642 Harness)	N/S
SENSOR- CAMSHAFT POSITION 1/1	BLACK	Gas Engine (M272 Harness)	N/S
SENSOR-CAMSHAFT POSITION 1/2	BLACK	Gas Engine (M272 Harness)	N/S
SENSOR-CAMSHAFT POSITION 2/1	BLACK	Gas Engine (M272 Harness)	N/S
SENSOR-CAMSHAFT POSITION 2/2	BLACK	Gas Engine (M272 Harness)	N/S
SENSOR-CRANKSHAFT POSITION (DIESEL)	BLACK	Diesel Engine (OM642 Harness)	N/S
SENSOR-CRANKSHAFT POSITION (GAS)	BLACK	Gas Engine (M272 Harness)	N/S
SENSOR-DYNAMICS	BLACK	Front Body (HLS Harness)	N/S
SENSOR-EGR POSITION	BLACK	Diesel Engine (OM642 Harness)	N/S
SENSOR-EGR TEMPERATURE	BLACK	Diesel Engine (OM642 Harness)	N/S
SENSOR-ENGINE COOLANT TEMPERATURE	BLACK	ENGINE HARNESS	N/S
SENSOR-EVAPORATOR TEMPERATURE	BLACK	HVAC (LU KLIMA Harness)	N/S
SENSOR-EXHAUST DIFFERENTIAL PRESSURE	BLACK	Front Body (HLS Harness)	N/S
SENSOR-EXHAUST PRESSURE	BLACK	Diesel Engine (OM642 Harness)	N/S
SENSOR-EXHAUST TEMPERATURE 1/1	BLACK	Diesel Engine (OM642 Harness)	N/S
SENSOR-EXHAUST TEMPERATURE 1/2	BLACK	Front Body (HLS Harness)	N/S
SENSOR-EXHAUST TEMPERATURE 1/3	BLACK	Diesel Engine (OM642 Harness)	N/S
SENSOR-FUEL PRESSURE	BLACK	Diesel Engine (OM642 Harness)	N/S
SENSOR-FUEL TANK PRESSURE	BLACK	Center Underbody (LU TANK Harness)	N/S
SENSOR-FUEL TEMPERATURE	BLACK	Diesel Engine (OM642 Harness)	N/S
SENSOR-HEADLAMP LEVEL-FRONT	BLACK	Front of Vehicle (LU LW VORN Harness)	N/S
SENSOR-HEADLAMP LEVEL-REAR	BLACK	Front Body (HLS Harness)	N/S
SENSOR-INLET AIR PRESSURE	BLACK	Diesel Engine (OM642 Harness)	N/S
SENSOR-INTAKE AIR TEMPERATURE	BLACK	Diesel Engine (OM642 Harness)	N/S
SENSOR-INTRUSION 1 C1	BLACK	Roof (LU DBE Harness)	N/S
SENSOR-INTRUSION 1 C2	BLACK	Roof (LU DBE Harness)	N/S
SENSOR-INTRUSION 1 C3	BLACK	Roof (LU DBE Harness)	N/S
SENSOR-INTRUSION 1 C4	BLACK	Roof (LU DBE Harness)	N/S
SENSOR-INTRUSION 1 C5	BLACK	Roof (LU DBE Harness)	N/S
SENSOR-INTRUSION 1 C6	BLACK	Roof (LU DBE Harness)	N/S
SENSOR-INTRUSION 1 C7	BLACK	Roof (LU DBE Harness)	N/S
SENSOR-INTRUSION 2	BLACK	Body (DLS Harness)	N/S
SENSOR-INTRUSION 3	BLACK	Body (DLS Harness)	N/S
SENSOR-KNOCK 1	BLACK	Gas Engine (M272 Harness)	N/S
SENSOR-KNOCK 2	BLACK	Gas Engine (M272 Harness)	N/S

SENSOR-MANIFOLD ABSOLUTE PRESSURE	BLACK	Gas Engine (M272 Harness)	N/S
SENSOR-MANIFOLD SWIRL VALVE POSITION 1	BLACK	Gas Engine (M272 Harness)	N/S
SENSOR-MANIFOLD SWIRL VALVE POSITION 2	BLACK	Gas Engine (M272 Harness)	N/S
SENSOR-MASS AIR FLOW (DIESEL)	BLACK	Diesel Engine (OM642 Harness)	N/S
SENSOR-MASS AIR FLOW (GAS)	BLACK	Gas Engine (M272 Harness)	N/S
SENSOR-OIL PRESSURE	BLACK	Gas Engine (M272 Harness)	N/S
SENSOR-OIL TEMPERATURE	BLACK	Diesel Engine (OM642 Harness)	N/S
SENSOR-OXYGEN	BLACK	Under Front Body (HLS Harness)	N/S
SENSOR-OXYGEN 1/1	BLACK	Gas Engine (M272 Harness)	N/S
SENSOR-OXYGEN 1/2	BLACK	Gas Engine (M272 Harness)	N/S
SENSOR-OXYGEN 2/1	BLACK	Gas Engine (M272 Harness)	N/S
SENSOR-OXYGEN 2/2	BLACK	Gas Engine (M272 Harness)	N/S
SENSOR-PARK ASSIST 1	BLACK	Front Fascia (LU PTS VO Harness)	N/S
SENSOR-PARK ASSIST 10	BLACK	Rear Bumper (LU PTS HI Harness)	N/S
SENSOR-PARK ASSIST 2	BLACK	Front Fascia (LU PTS VO Harness)	N/S
SENSOR-PARK ASSIST 3	BLACK	Front Fascia (LU PTS VO Harness)	N/S
SENSOR-PARK ASSIST 4	BLACK	Front Fascia (LU PTS VO Harness)	N/S
SENSOR-PARK ASSIST 5	BLACK	Front Fascia (LU PTS VO Harness)	N/S
SENSOR-PARK ASSIST 6	BLACK	Front Fascia (LU PTS VO Harness)	N/S
SENSOR-PARK ASSIST 7	BLACK	Rear Bumper (LU PTS HI Harness)	N/S
SENSOR-PARK ASSIST 8	BLACK	Rear Bumper (LU PTS HI Harness)	N/S
SENSOR-PARK ASSIST 9	BLACK	Rear Bumper (LU PTS HI Harness)	N/S
SENSOR-RAIN/LIGHT	BLACK	Body (DLS Harness)	N/S
SENSOR-SIDE IMPACT-LEFT 1	YELLOW	Front Body (HLS Harness)	N/S
SENSOR-SIDE IMPACT-LEFT 2	YELLOW	Driver Door (FT Harness)	N/S
SENSOR-SIDE IMPACT-RIGHT 1	YELLOW	Front Body (HLS Harness)	N/S
SENSOR-SIDE IMPACT-RIGHT 2	YELLOW	Passenger Door (BFT Harness)	N/S
SENSOR-VEHICLE SPEED C1 (A/T)	BLACK	Under Front Body (HLS Harness)	N/S
SENSOR-VEHICLE SPEED C1 (M/T)	BLACK	Under Front Body (HLS Harness)	N/S
SENSOR-VEHICLE SPEED C2 (A/T)	BLACK	Under Front Body (HLS Harness)	N/S
SENSOR-VEHICLE SPEED C2 (M/T)	BLACK	Under Front Body (HLS Harness)	N/S
SENSOR-VEHICLE SPEED C3 (A/T)	BLACK	Under Front Body (HLS Harness)	N/S
SENSOR-VEHICLE SPEED C4 (A/T)	BLACK	Under Front Body (HLS Harness)	N/S
SENSOR-WATER IN FUEL	BLACK	Diesel Engine (OM642 Harness)	N/S
SENSOR-WHEEL SPEED-LEFT FRONT	BLACK	Front Body (HLS Harness)	N/S
SENSOR-WHEEL SPEED-LEFT REAR	BLACK	Front Body (HLS Harness)	N/S
SENSOR-WHEEL SPEED-RIGHT FRONT	BLACK	Rear Body (HLS Harness)	N/S
SENSOR-WHEEL SPEED-RIGHT REAR	BLACK	Rear Body (HLS Harness)	N/S
SIREN	BLACK	Body (HLS Harness)	N/S
SOLENOID-AUXILIARY DRIVE	BLACK	Front Body (HLS Harness)	N/S
SOLENOID-CAMSHAFT POSITION 1/1	BLACK	Gas Engine (M272 Harness)	N/S

SOLENOID-CAMSHAFT POSITION 1/2	BLACK	Gas Engine (M272 Harness)	N/S
SOLENOID-CAMSHAFT POSITION 2/1	BLACK	Gas Engine (M272 Harness)	N/S
SOLENOID-CAMSHAFT POSITION 2/2	BLACK	Gas Engine (M272 Harness)	N/S
SOLENOID-MANIFOLD FLOW VALVE	BLACK	Engine (LU SENSOR M272 Harness)	N/S
SOLENOID-MANIFOLD SWIRL VALVE	BLACK	Engine (LU SENSOR M272 Harness)	N/S
SPEAKER-CENTER C1	BLACK	Center Instrument Panel (CLS Harness)	N/S
SPEAKER-CENTER C2	BLACK	Center Instrument Panel (CLS Harness)	N/S
SPEAKER-LEFT DOOR	BLACK	Driver Door (FT Harness)	N/S
SPEAKER-LEFT REAR C1	WHITE	Left Rear Body (DLS Harness)	N/S
SPEAKER-LEFT REAR C2	WHITE	Left Rear Body (DLS Harness)	N/S
SPEAKER-LEFT SIDEWALL C1	WHITE	Left Body (DLS Harness)	N/S
SPEAKER-LEFT SIDEWALL C2	WHITE	Left Body (DLS Harness)	N/S
SPEAKER-RIGHT DOOR	BLACK	Passenger Door (BFT Harness)	N/S
SPEAKER-RIGHT REAR C1	WHITE	Right Rear Body (DLS Harness)	N/S
SPEAKER-RIGHT REAR C2	WHITE	Right Rear Body (DLS Harness)	N/S
SPEAKER-RIGHT SIDEWALL C1	WHITE	Right Body (DLS Harness)	N/S
SPEAKER-RIGHT SIDEWALL C2	WHITE	Right Body (DLS Harness)	N/S
SPEAKER-TWEETER-LEFT DOOR	BLACK	Left Instrument Panel (CLS Harness)	N/S
SPEAKER-TWEETER-LEFT SIDEWALL	BLACK	Left Body (DLS Harness)	N/S
SPEAKER-TWEETER-RIGHT DOOR	BLACK	Right Instrument Panel (CLS Harness)	N/S
SPEAKER-TWEETER-RIGHT REAR C1	BLACK	Right Body (DLS Harness)	N/S
SPEAKER-TWEETER-RIGHT REAR C2	BLACK	Right Body (DLS Harness)	N/S
SPEAKER-TWEETER-RIGHT SIDEWALL	BLACK	Right Body (DLS Harness)	N/S
STARTER C1	BLACK	Engine (LU GENERATOR Harness)	N/S
STARTER C2	BLACK	Engine (LU GENERATOR Harness)	N/S
SWITCH-AUXILIARY DRIVE-ON	BLACK	Instrument Panel (CLS Harness)	N/S
SWITCH-AUXILIARY DRIVE-STOP	BLACK	Front Body (HLS Harness)	N/S
SWITCH-BACKUP LAMP	BLACK	Instrument Panel (CLS Harness)	N/S
SWITCH-BODY ELECTRICAL-UPFITTERS	BLACK	Instrument Panel (CLS Harness)	N/S
SWITCH-BRAKE FLUID LEVEL	BLACK	Front Body (HLS Harness)	N/S
SWITCH-CLUTCH PEDAL	BLACK	Front Body (HLS Harness)	N/S
SWITCH-COOLANT LEVEL	BLACK	Engine Compartment (HLS Harness)	N/S
SWITCH-DIMMER	BLACK	Instrument Panel (CLS Harness)	N/S
SWITCH-HEADLAMP LEVELING	BLACK	Instrument Panel (CLS Harness)	N/S
SWITCH-HOOD AJAR	BLACK	Engine Compartment (HLS Harness)	N/S
SWITCH-IGNITION C1	BLACK	Instrument Panel (CLS Harness)	N/S
SWITCH-IGNITION C2	BLACK	Instrument Panel (CLS Harness)	N/S
SWITCH-IGNITION C3	BLACK	Instrument Panel (CLS Harness)	N/S
SWITCH-IGNITION C4	BLACK	Instrument Panel (CLS Harness)	N/S
SWITCH-OIL LEVEL	BLACK	Gas Engine (M272 Harness)	N/S

SWITCH-PARKING BRAKE C1	WHITE	Front Body (HLS Harness)	N/S
SWITCH-PARKING BRAKE C2	WHITE	Front Body (HLS Harness)	N/S
SWITCH-PARKING HEATER	BLACK	Instrument Panel (CLS Harness)	N/S
SWITCH-PARKING HEATER WARM WATER	BLACK	Instrument Panel (CLS Harness)	N/S
SWITCH-POWER WINDOW-PASSENGER	BLACK	Passenger Door (BFT Harness)	N/S
SWITCH-POWER WINDOW/MIRROR-DRIVER C1	BLACK	Driver Door (FT Harness)	N/S
SWITCH-POWER WINDOW/MIRROR-DRIVER C2	BLACK	Driver Door (FT Harness)	N/S
SWITCH-POWER WINDOW/MIRROR-DRIVER C3	BLACK	Driver Door (FT Harness)	N/S
SWITCH-ROOF LAMP-REAR	BLACK	Instrument Panel (CLS Harness)	N/S
SWITCH-ROOF VENTILATOR	BLACK	Instrument Panel (CLS Harness)	N/S
SWITCH-SEAT BELT-DRIVER	BLACK	Driver Seat (LU GURTSCLOSS Harness)	N/S
SWITCH-SPEED CONTROL	BLACK	Instrument Panel (CLS Harness)	N/S
SWITCH-STOPLAMP	BLACK	Front Body (HLS Harness)	N/S
SWITCH-WASHER-FLUID LEVEL	BLACK	Engine Compartment (HLS Harness)	N/S
THERMOSTAT	BLACK	Gas Engine (M272 Harness)	N/S
THROTTLE BODY	BLACK	ENGINE HARNESS	N/S
TRANSPONDER-TIRE PRESSURE MONITOR-FRONT	GREEN	Front Body (HLS Harness)	N/S
TRANSPONDER-TIRE PRESSURE MONITOR-REAR	GREEN	Body (HLS Harness)	N/S
VALVE-CLUTCH C1	BLACK	Transmission (LU GETRIEBELTGS Harness)	N/S
VALVE-CLUTCH C2	BLACK	Transmission (LU GETRIEBELTGS Harness)	N/S
VALVE-CLUTCH C3	BLACK	Transmission (LU GETRIEBELTGS Harness)	N/S
VALVE-EGR (DIESEL)	BLACK	Engine (OM642 Harness)	N/S
VALVE-EGR SWITCHOVER (DIESEL)	BLACK	Engine Compartment (HLS Harness)	N/S
VALVE-ELECTRIC AIR PUMP SWITCHOVER	BLACK	Gas Engine (M272 Harness)	N/S
VALVE-HEATER CONTROL	BLACK	Front Body (HLS Harness)	N/S
VALVE-POWER STEERING PUMP	BLACK	Gas Engine (M272 Harness)	N/S
VALVE-PURGE CONTROL	BLACK	Engine Compartment (HLS Harness)	N/S
VALVE-SHUT-OFF	BLACK	Engine Compartment (HLS Harness)	N/S
WINDSHIELD-ELECTRIC HEATED 1 C1	BLACK	Front Body (HLS Harness)	N/S
WINDSHIELD-ELECTRIC HEATED 1 C2	BLACK	Front Body (HLS Harness)	N/S
WINDSHIELD-ELECTRIC HEATED 2 C1	BLACK	Body (DLS Harness)	N/S
WINDSHIELD-ELECTRIC HEATED 2 C2	BLACK	Body (DLS Harness)	N/S

GROUNDS

CONNECTOR NAME/NUMBER	COLOR	LOCATION	FIG.
G100		LEFT REAR ENGINE COMPARTMENT	<a href="#">Fig. 1</a>
G101		LEFT REAR ENGINE COMPARTMENT	<a href="#">Fig. 1</a>
G102		RIGHT FRONT ENGINE COMPARTMENT	<a href="#">Fig. 2</a>
G103		LEFT REAR ENGINE COMPARTMENT	<a href="#">Fig. 1</a>
G104		LEFT SIDE ENGINE COMPARTMENT	<a href="#">Fig. 1</a>
G105		RIGHT SIDE ENGINE COMPARTMENT	<a href="#">Fig. 2</a>
G106		LEFT FRONT ENGINE COMPARTMENT	<a href="#">Fig. 1</a>
G108		RIGHT FRONT ENGINE COMPARTMENT	<a href="#">Fig. 2</a>
G109		LEFT FRONT ENGINE COMPARTMENT	<a href="#">Fig. 1</a>
G200		RIGHT REAR ENGINE COMPARTMENT	<a href="#">Fig. 2</a>
G201		FRONT CENTER HEADLINER	<a href="#">Fig. 1</a>
G300		LEFT FRONT HEADLINER	<a href="#">Fig. 1</a>
G301		Lower Left Side of Vehicle	<a href="#">Fig. 1</a>
G302		LEFT REAR ENGINE COMPARTMENT	<a href="#">Fig. 1</a>
G303		Upper Left of Left Rear Door	<a href="#">Fig. 10</a>
G304		Lower Left Center Body	<a href="#">Fig. 1</a>
G305		Lower Left Side of Vehicle	<a href="#">Fig. 1</a>
G306		LEFT REAR ENGINE COMPARTMENT	<a href="#">Fig. 1</a>
G307		RIGHT REAR ENGINE COMPARTMENT	<a href="#">Fig. 2</a>
G308		On Transmission (LU GETRIEBELTGS Harness)	N/S

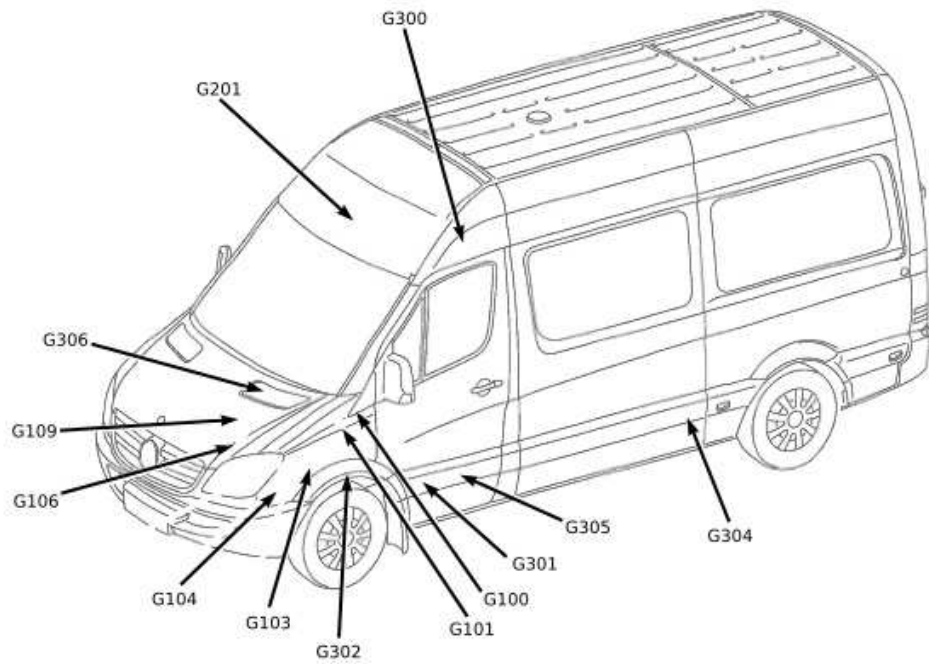
SPLICES

CONNECTOR NAME/NUMBER	COLOR	LOCATION	FIG.
S100		LEFT SIDE ENGINE COMPARTMENT	<a href="#">Fig. 4</a>
S101		LEFT SIDE ENGINE COMPARTMENT	<a href="#">Fig. 4</a>
S102		LEFT SIDE ENGINE COMPARTMENT	<a href="#">Fig. 4</a>
S103		LEFT SIDE ENGINE COMPARTMENT	<a href="#">Fig. 4</a>
S104		RIGHT SIDE ENGINE COMPARTMENT	<a href="#">Fig. 3</a>
S105		LEFT SIDE ENGINE COMPARTMENT	<a href="#">Fig. 3</a>
S106		RIGHT SIDE ENGINE COMPARTMENT	<a href="#">Fig. 3</a>
S107		REAR ENGINE COMPARTMENT	<a href="#">Fig. 3</a>
S108		LEFT SIDE ENGINE COMPARTMENT	<a href="#">Fig. 3</a>
S109		LEFT SIDE ENGINE COMPARTMENT	<a href="#">Fig. 3</a>
S110		RIGHT SIDE ENGINE COMPARTMENT	<a href="#">Fig. 3</a>
S111		LEFT SIDE ENGINE COMPARTMENT	<a href="#">Fig. 3</a>
S112		REAR ENGINE COMPARTMENT	<a href="#">Fig. 3</a>
S113		LEFT SIDE ENGINE COMPARTMENT	<a href="#">Fig. 3</a>
S114		RIGHT SIDE ENGINE COMPARTMENT	<a href="#">Fig. 3</a>
S115		LEFT SIDE ENGINE COMPARTMENT	<a href="#">Fig. 3</a>
S116		LEFT SIDE ENGINE COMPARTMENT	<a href="#">Fig. 3</a>
S117		On Generator Harness	N/S
S120		On Diesel Engine	N/S
S200		INSTRUMENT PANEL	<a href="#">Fig. 5</a>
S201		RIGHT SIDE INSTRUMENT PANEL	<a href="#">Fig. 5</a>
S202		INSTRUMENT PANEL	<a href="#">Fig. 5</a>
S203		INSTRUMENT PANEL	<a href="#">Fig. 5</a>
S204		INSTRUMENT PANEL	<a href="#">Fig. 5</a>
S205		INSTRUMENT PANEL	<a href="#">Fig. 5</a>
S206		INSTRUMENT PANEL	<a href="#">Fig. 5</a>
S207		INSTRUMENT PANEL	<a href="#">Fig. 5</a>
S208		INSTRUMENT PANEL	<a href="#">Fig. 5</a>
S209		INSTRUMENT PANEL	<a href="#">Fig. 5</a>



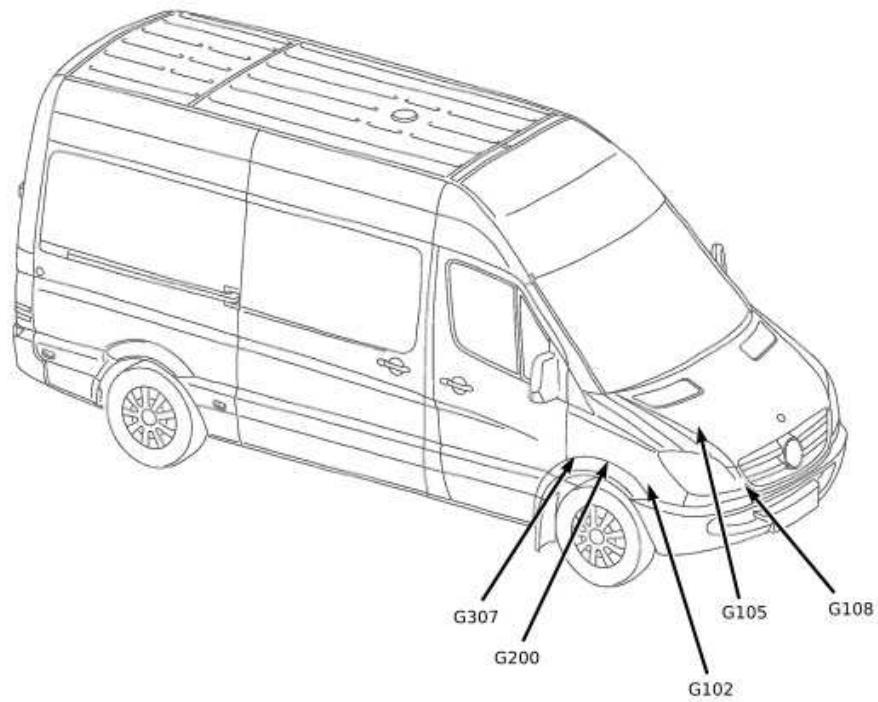
S210		INSTRUMENT PANEL	<a href="#">Fig. 5</a>
S211		On Front HVAC Unit	N/S
S212		On Front HVAC Unit	N/S
S213		INSTRUMENT PANEL	<a href="#">Fig. 5</a>
S214		INSTRUMENT PANEL	<a href="#">Fig. 5</a>
S219		INSTRUMENT PANEL	<a href="#">Fig. 5</a>
S220		RIGHT SIDE INSTRUMENT PANEL	<a href="#">Fig. 5</a>
S221		INSTRUMENT PANEL	<a href="#">Fig. 5</a>
S222		LEFT SIDE INSTRUMENT PANEL	<a href="#">Fig. 5</a>
S223		INSTRUMENT PANEL	<a href="#">Fig. 5</a>
S224		In Instrument Panel	<a href="#">Fig. 5</a>
S225		In Instrument Panel	N/S
S301		Center of Cab Overhead	<a href="#">Fig. 9</a>
S302		LEFT REAR ENGINE COMPARTMENT	<a href="#">Fig. 4</a>
S303		LEFT REAR ENGINE COMPARTMENT	<a href="#">Fig. 4</a>
S304		Center of Cab Overhead	<a href="#">Fig. 9</a>
S305		LEFT REAR ENGINE COMPARTMENT	<a href="#">Fig. 4</a>
S306		LEFT REAR ENGINE COMPARTMENT	<a href="#">Fig. 4</a>
S307		Center of Cab Overhead	<a href="#">Fig. 9</a>
S308		Center of Cab Overhead	<a href="#">Fig. 9</a>
S309		LEFT REAR ENGINE COMPARTMENT	<a href="#">Fig. 4</a>
S310		Center of Cab Overhead	<a href="#">Fig. 9</a>
S311		LEFT REAR ENGINE COMPARTMENT	<a href="#">Fig. 4</a>
S312		LEFT REAR ENGINE COMPARTMENT	<a href="#">Fig. 4</a>
S313		Center of Cab Overhead	<a href="#">Fig. 9</a>
S314		Center of Cab Overhead	<a href="#">Fig. 9</a>
S315		Center of Cab Overhead	<a href="#">Fig. 9</a>
S316		UPPER LEFT REAR ENGINE COMPARTMENT	<a href="#">Fig. 4</a>
S317		UPPER LEFT REAR ENGINE COMPARTMENT	<a href="#">Fig. 4</a>
S318		UPPER LEFT REAR ENGINE COMPARTMENT	<a href="#">Fig. 4</a>
S319		Center of Cab Overhead	<a href="#">Fig. 9</a>
S320		Center of Cab Overhead	<a href="#">Fig. 9</a>
S321		LEFT REAR ENGINE COMPARTMENT	<a href="#">Fig. 4</a>
S322		Center of Cab Overhead	<a href="#">Fig. 9</a>

S323		Center of Cab Overhead	<a href="#">Fig. 9</a>
S324		Center of Cab Overhead	<a href="#">Fig. 9</a>
S325		Center of Cab Overhead	<a href="#">Fig. 9</a>
S326		Center of Cab Overhead	<a href="#">Fig. 9</a>
S327		On on Main Body (HLS) Harness	N/S
S328		LEFT REAR ENGINE COMPARTMENT	<a href="#">Fig. 4</a>
S329		LEFT REAR ENGINE COMPARTMENT	<a href="#">Fig. 4</a>
S330		LEFT REAR HEADLINER	<a href="#">Fig. 8</a>
S332		Left Center Headliner	<a href="#">Fig. 8</a>
S333		Left Center Headliner	<a href="#">Fig. 8</a>
S335		LEFT REAR HEADLINER	<a href="#">Fig. 8</a>
S336		LEFT REAR HEADLINER	<a href="#">Fig. 8</a>
S338		FRONT CENTER HEADLINER	<a href="#">Fig. 8</a>
S339		LEFT FRONT HEADLINER	<a href="#">Fig. 8</a>
S340		LEFT REAR HEADLINER	<a href="#">Fig. 8</a>
S341		LEFT REAR HEADLINER	<a href="#">Fig. 8</a>
S342		LEFT FRONT HEADLINER	<a href="#">Fig. 8</a>
S343		Left Center Headliner	<a href="#">Fig. 8</a>
S344		LEFT REAR HEADLINER	<a href="#">Fig. 8</a>
S345		On Overhead (DLS) Harness	<a href="#">Fig. 8</a>
S346		Left Center Headliner	<a href="#">Fig. 8</a>
S347		LEFT REAR HEADLINER	<a href="#">Fig. 8</a>
S348		LEFT REAR HEADLINER	<a href="#">Fig. 8</a>
S350		On Overhead (DLS) Harness	N/S
S351		Left Center Headliner	<a href="#">Fig. 8</a>
S352		Left Center Headliner	<a href="#">Fig. 8</a>
S353		DRIVER DOOR	<a href="#">Fig. 7</a>
S354		PASSENGER DOOR	<a href="#">Fig. 6</a>
S355		LEFT SLIDING DOOR	<a href="#">Fig. 7</a>
S356		RIGHT SLIDING DOOR	<a href="#">Fig. 6</a>
S364		Right Rear Cargo Door	<a href="#">Fig. 10</a>
S367		Left Rear Truck Door	<a href="#">Fig. 12</a>
S368		Right Rear Truck Door	<a href="#">Fig. 13</a>
S369		REAR BUMPER	<a href="#">Fig. 11</a>
S370		REAR BUMPER	<a href="#">Fig. 11</a>
S371		LOWER LEFT FRONT FASCIA	<a href="#">Fig. 11</a>
S372		LOWER LEFT FRONT FASCIA	<a href="#">Fig. 11</a>



81bec81b

Figure 1



81bec840

Figure 2

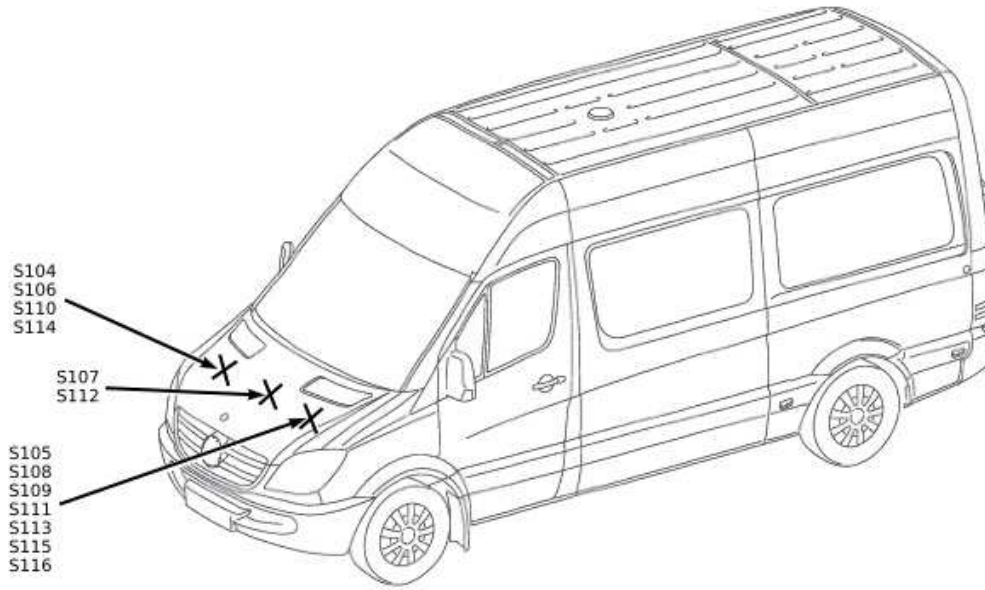


Fig. 3 SPLICES - FRONT

81bec844

Figure 3

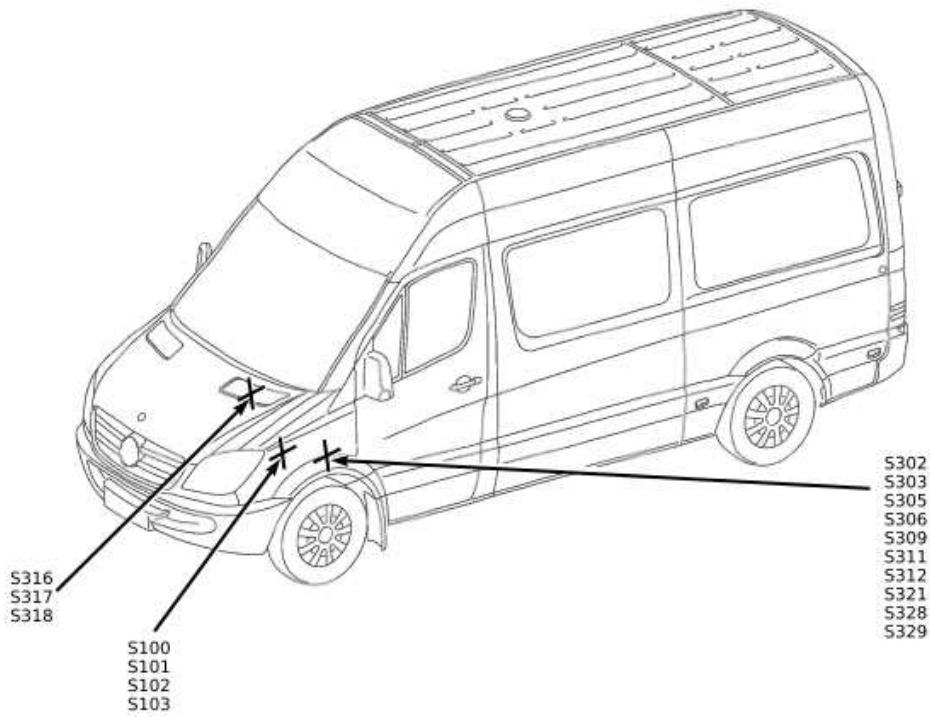
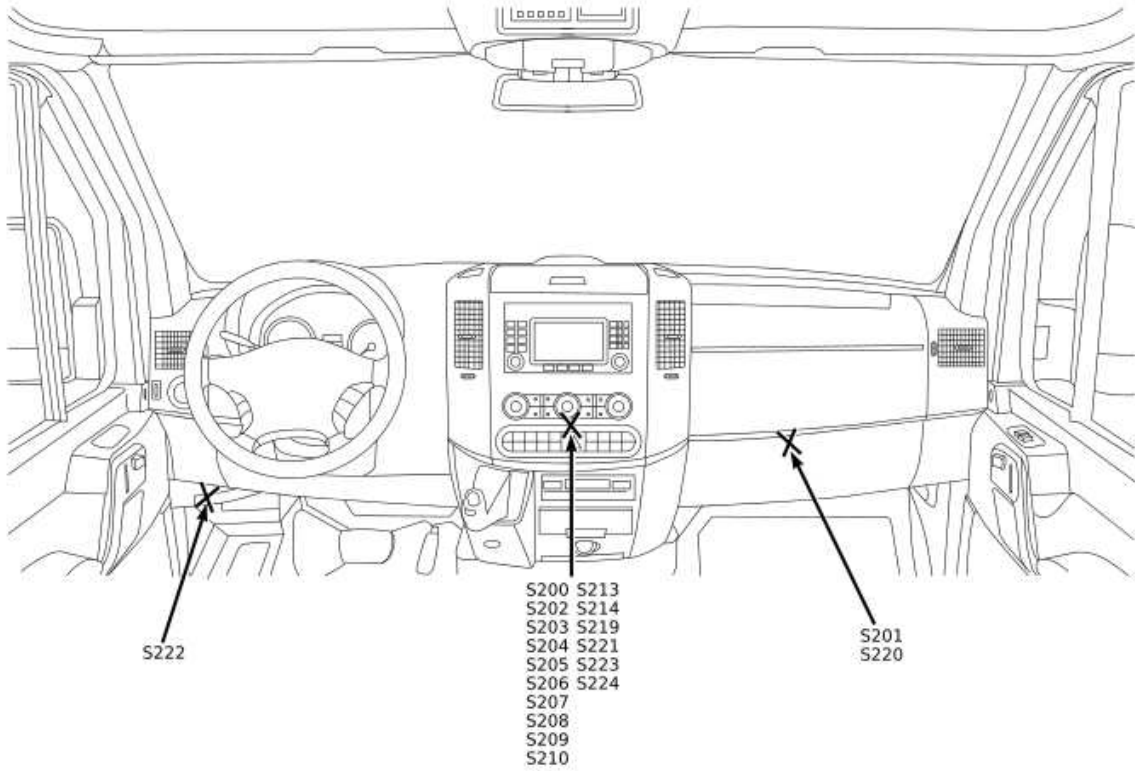


Fig. 4 SPLICES - LEFT FRONT

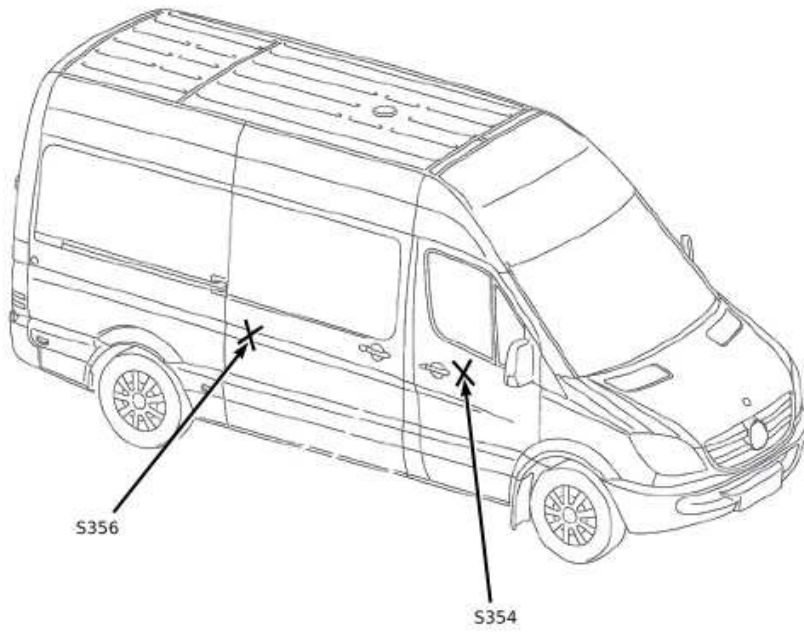
81bec848

Figure 4



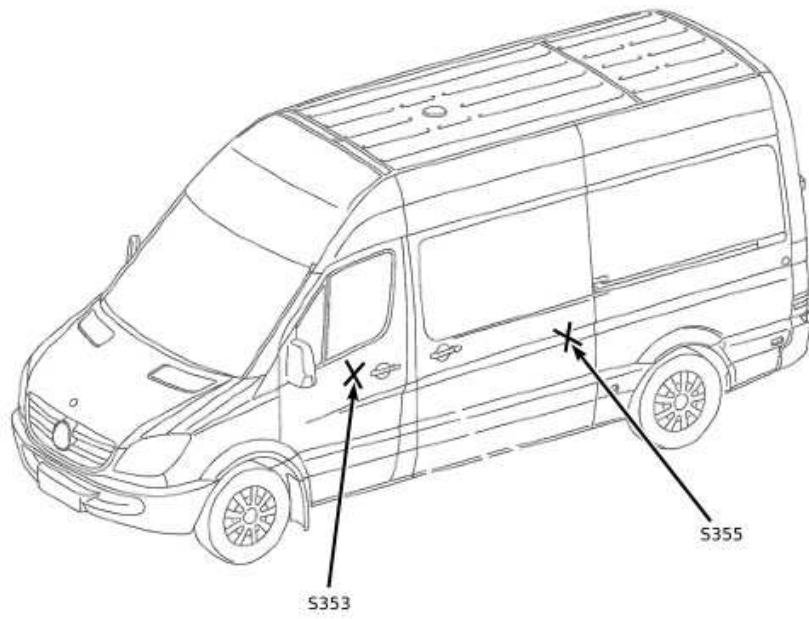
81bec84c

Figure 5



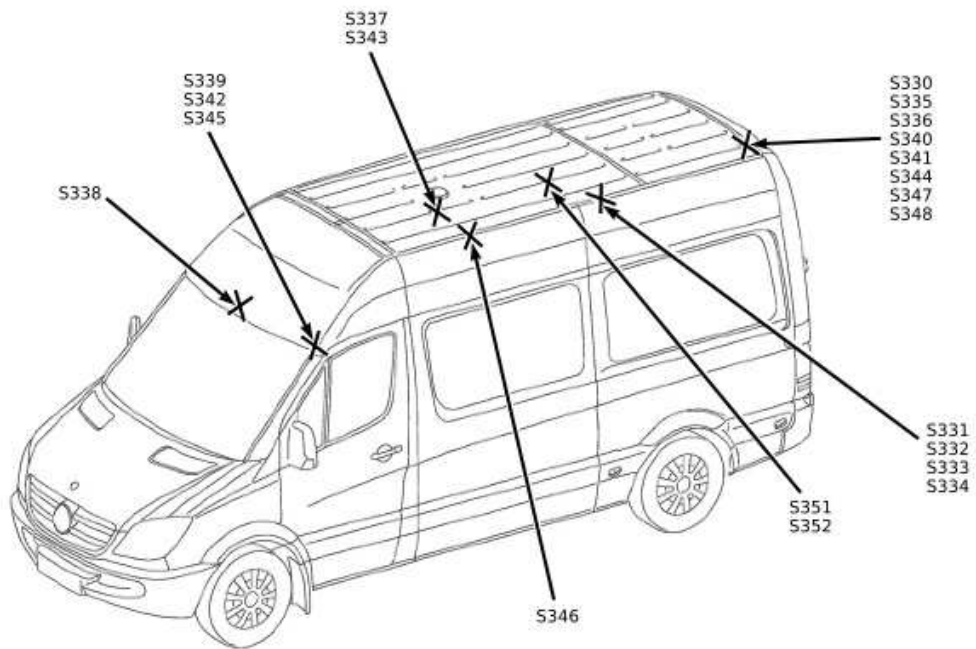
81bec850

Figure 6



81bec854

Figure 7



81bec858

Fig. 8 SPLICES - ROOF

Figure 8

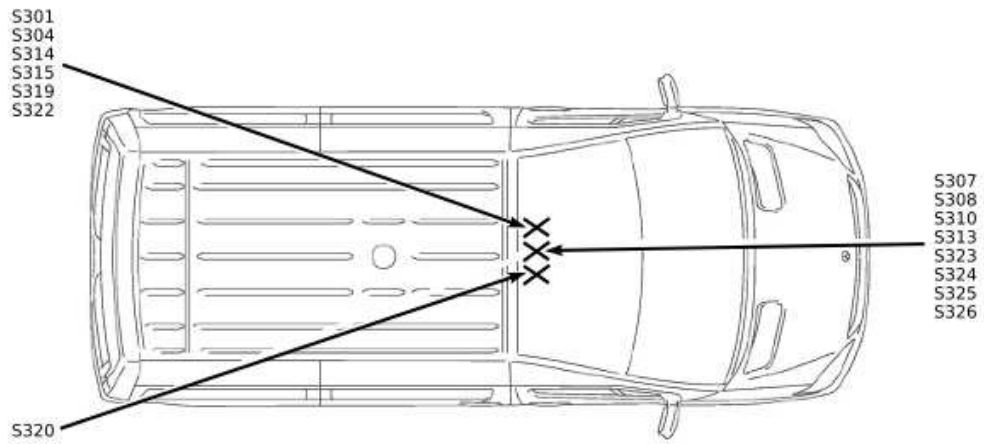


Fig. 9 SPLICES - OVERHEAD

81bec85c

**Figure 9**

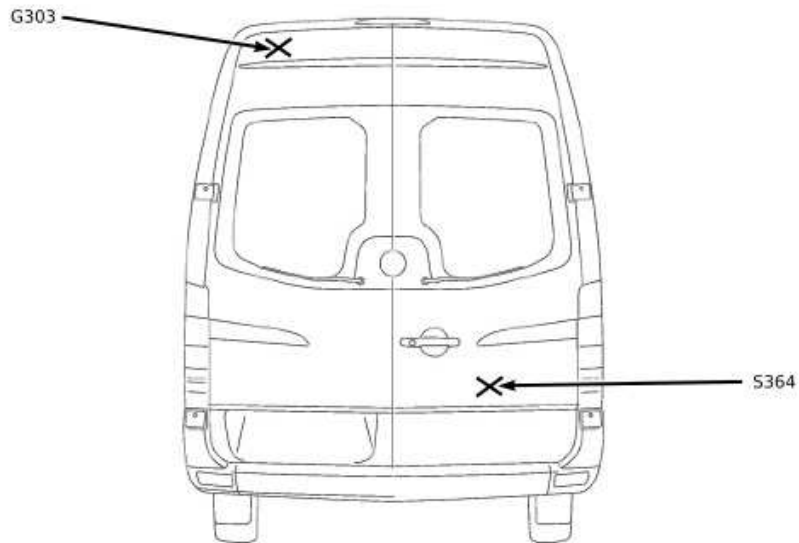


Fig. 10 BODY - REAR

81bec864

**Figure 10**

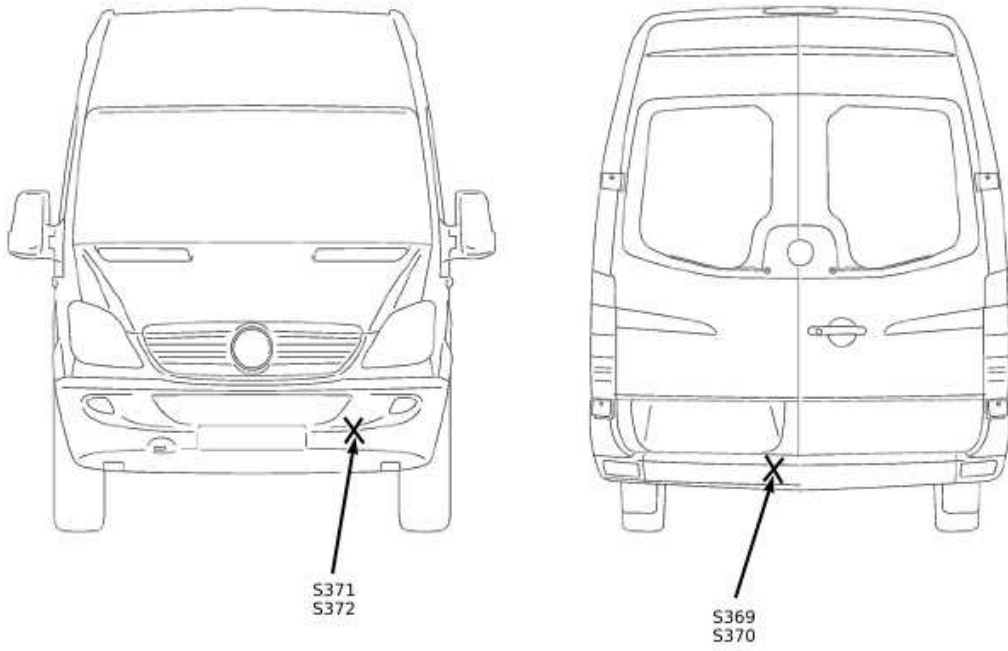


Fig. 11 SPLICES - BUMPERS

**Figure 11**

81bec86a

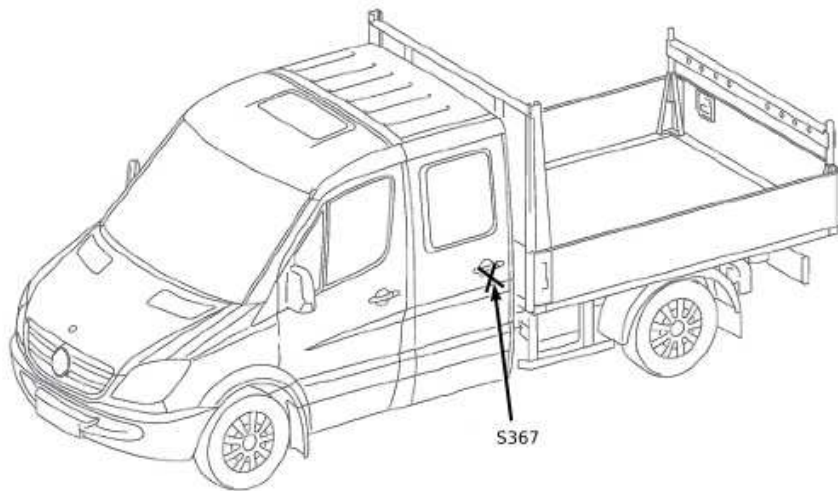


Fig. 12 TRUCK - LEFT SIDE

**Figure 12**

81bec872



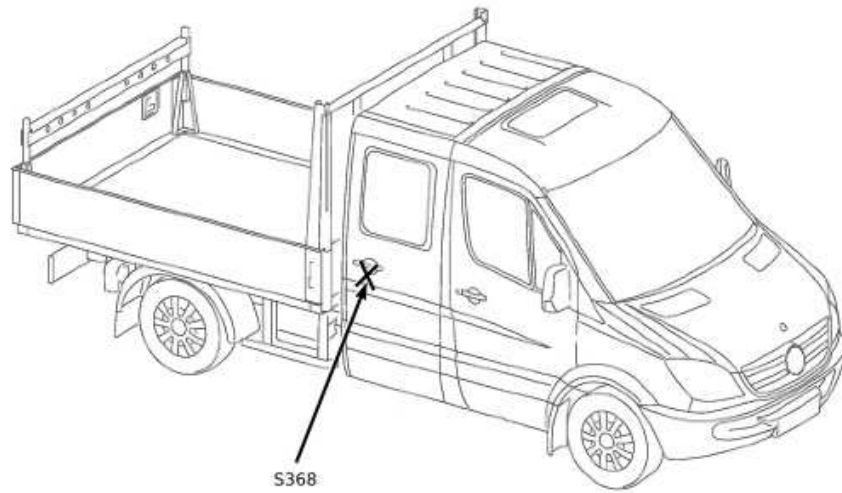


Fig. 13 TRUCK - RIGHT SIDE

81bec876

Figure 13

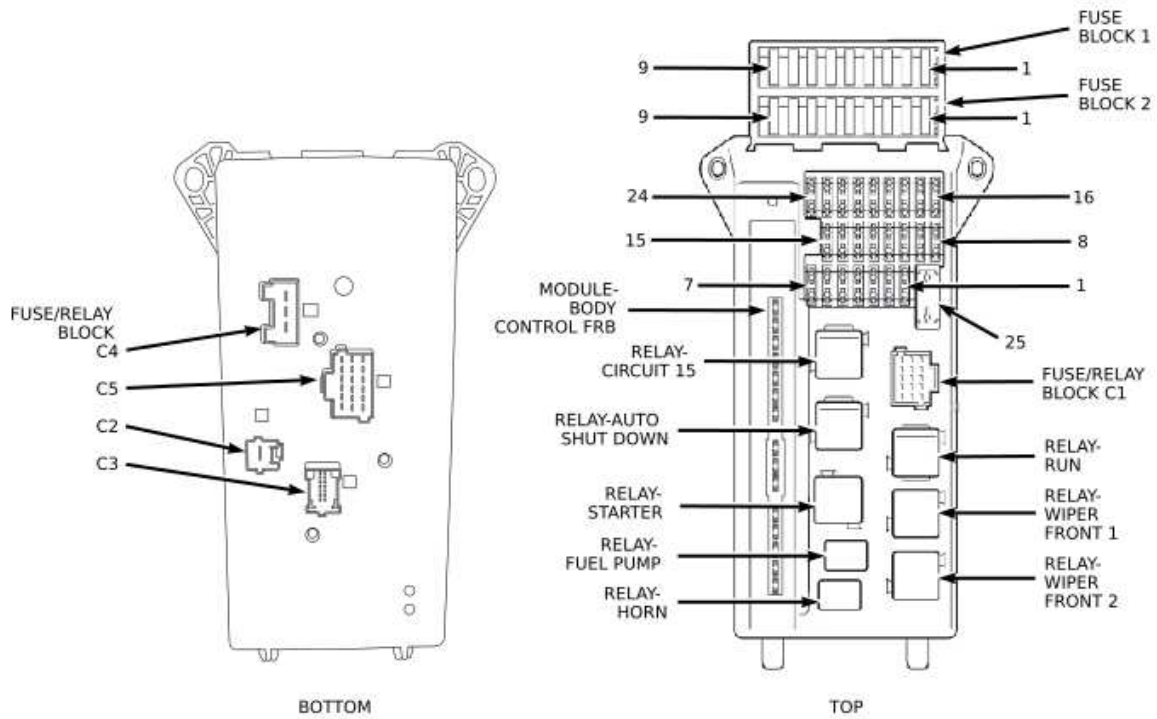


Fig. 14 FUSE/RELAY BLOCK

81bec87d

Figure 14

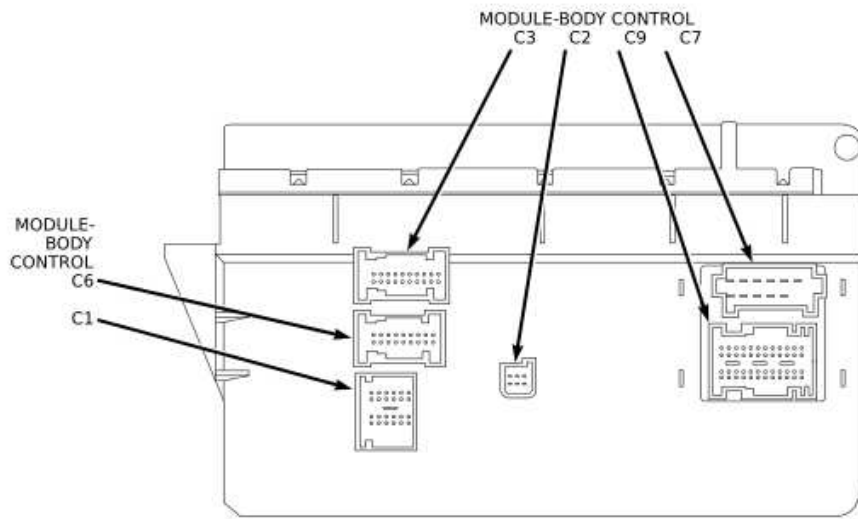


Fig. 15 BODY CONTROL MODULE

**Figure 15**